



# ATTACHMENTS

Ordinary Meeting of Council



Meeting to be held in Council Chambers at  
15 Maddock Street, Mukinbudin  
Commencing at 2.30pm Tuesday 21<sup>st</sup> April 2026

Date: 02/04/2026  
Time: 9:29:35AM

Shire of Mukinbudin

USER: Juliet Nixon  
PAGE: 1

<b>Cheque /EFT No</b>	<b>Date</b>	<b>Name Invoice Description</b>	<b>INV Amount</b>	<b>Amount</b>
EFT11247		<b>Synergy</b> Power account - various properties (December to February)		16,439.17
EFT11248		<b>Australia Post</b> Admin Postage - February 2026		223.44
EFT11249		<b>Bookeasy Australia Pty Ltd</b> Caravan Park online booking system monthly fee - February 2026		275.00
EFT11250		<b>Complex Land Solutions Pty Ltd</b> Transfer of Land - Community Water Tank Site, Kununoppin Mukinbudin Rd		1,410.20
EFT11251		<b>Eastern Hills Chainsaws &amp; Mowers</b> Chainsaw, chain, guide bar & case - Depot		2,122.20
EFT11252		<b>Kty Electrical Services</b> Replace bedroom remote control and replace reverse cycle lounge unit - Aged Unit 9, Replace 4 x asbestos switchboards - Wilgoyne Tennis Club & Industrial Unit, Upgrade switchboard - Depot, Repair aircon - 15 Cruickshank		14,695.76
EFT11253		<b>Muka Mail &amp; Merchandise</b> Admin, CRC, & Caravan Park Stationery & Printing Purchases - February 2026		465.95
EFT11254		<b>Muka Tyre &amp; Autos ATF Mukinbudin Waters Family Trust T/AS Muka Tyre &amp; Autos</b> Strip & fit replacement tyre for Grader MBL100 P30119		2,257.00
EFT11255		<b>Mukinbudin Steel Fabricators</b> RHS gal 100 x 50 x 2.5 - 1750mm (for Campion Villa balustrades)		33.00
EFT11256		<b>Palm Plumbing</b> Mukinbudin Shire Depot - Replace broken seal on back of urinal and adjust pipe.		948.33
EFT11257		<b>Snallow Pty Ltd T/AS Wallis Computer Solutions</b> Supply New iPad for New Property Manager		1,710.50
EFT11258		<b>WA Distributors PTY LTD T/A Harcher</b> Various cleaning & stock supplies - Swimming Pool & Admin		239.90
EFT11259		<b>Wheatbelt Office &amp; Business Machines</b> Admin Office photocopier costs - 08/12/2025 to 01/02/2026		605.87
EFT11260		<b>Bendigo Bank Mastercard</b> February 2026 Credit Card Purchases		11,039.72
EFT11261		<b>Avon Waste</b> Rubbish Service - February 2026		6,040.96
EFT11262		<b>Bob Waddell &amp; Associates Pty Ltd</b> Assistance with the 2026/27 Annual Budget (15.75 Hours), Assistance with rates services -W/E 08/03/2026 (1.75 Hours)		3,080.00
EFT11263		<b>Central Wheatbelt Football League</b> Central Wheatbelt Winter Sports 2026 - Executive Officer role contribution		3,000.00
EFT11264		<b>Elachbutting Enterprises Pty Ltd T/as Mukinbudin Hotel Motel</b> Catering for CRC First Aid Training Course - 20 participants (Thursday 5th March), Refreshments for the March OMC		410.00
EFT11265		<b>Kty Electrical Services</b> Supply and install 1 x Fujitsu split system - Depot, Replace lights - Pool Shed, Install generator change over switches - 11 Cruickshank, Aged Unit 5, Aged Unit 1/2, Aged Unit 6 & Aged Unit 8, Install lights - Depot, Modify switchboard - Sports Complex,		12,078.00
EFT11266		<b>Muka Tyre &amp; Autos ATF Mukinbudin Waters Family Trust T/AS Muka Tyre &amp; Autos</b> Supply & fit 2 new tyres - Ford Ranger MBL240 (P31120)		840.80
EFT11267		<b>Palm Plumbing</b> Replace toilet suite at Lot 164 Strugnell St (Industrial Unit)		1,481.15
EFT11268		<b>Snallow Pty Ltd T/AS Wallis Computer Solutions</b> Fusion Broadband, NBN & Starlink Internet - Admin Office (March 2026), NBN Internet - Depot & CRC		685.30
EFT11269		<b>Two Dogs Hardware</b> New kitchen benchtop in Pearl Fabrini & 2 x stormwater grates - Campion Villa		946.51
EFT11270		<b>WA Distributors PTY LTD T/A Harcher</b> Various cleaning supplies & stock items - Swimming Pool, Main Street Toilets, Caravan Park & Gym		415.35

<b>Cheque /EFT No</b>	<b>Date</b>	<b>Name Invoice Description</b>	<b>INV Amount</b>	<b>Amount</b>
EFT11271		<b>Wa Contract Ranger Services Pty Ltd</b> Ranger Services - 26/02/2026 & 06/03/2026		693.00
EFT11272		<b>Wheatbelt Office &amp; Business Machines</b> Admin Office photocopier costs - 01/02/2026 to 03/03/2026		524.55
EFT11273		<b>Iga Mukinbudin</b> Council, Admin, CRC, Depot & Caravan Park Monthly Purchases - February 2026		565.81
EFT11274		<b>Shire Of Mukinbudin RMF</b> Staff Social Club Deduction - FN Ending 11/03/2026		110.00
EFT11275		<b>Great Southern Fuels</b> Fuel Summary - February 2026		20,341.99
EFT11276		<b>Paterson's Mukinbudin</b> Swimming Pool, Parks & Gardens, Depot, Caravan Park & Building Purchases - February 2026		2,543.13
EFT11277		<b>Ampac Debt Recovery</b> Rates Recovery Fees - A684 & A659		1,736.00
EFT11278		<b>Ashley &amp; Kerry Walker</b> Reimbursement for various items for Campion Villa purchased from Ikea by staff member		151.50
EFT11279		<b>Bob Waddell &amp; Associates Pty Ltd</b> Assistance with the 2025/26 Annual Budget Review & 2026/27 Annual Budget (17 Hours)		2,992.00
EFT11280		<b>Elachbutting Enterprises Pty Ltd T/as Mukinbudin Hotel Motel</b> Catering for Long Term Financial Plan Meeting with Moore - 5 x lunches		75.00
EFT11281		<b>Kty Electrical Services</b> Replace the current two power boxes with one box - Complex Oval, Install generator change over switches - Aged Unit 4, Aged Unit 7 & Aged Unit 3		5,291.00
EFT11282		<b>Mukinbudin Agencies</b> Syringe Ultra 200lt (injectable soil surfactant to improve irrigation water penetration) - Complex Oval		2,266.00
EFT11283		<b>Mukinbudin Football Club</b> 2025/26 Community Chest Funding - new TV for Complex function room		1,500.00
EFT11284		<b>Piccolo Family Trust</b> 2 x Spider Plants for front of Admin Building		30.00
EFT11285		<b>Ampac Debt Recovery</b> Rates Recovery Charges - A365		38.50
EFT11286		<b>Geraghty's Engineering &amp; Auto Electric's</b> Replace failed brake hose & trailer plug - MBL240 Ute (P31120)		466.07
EFT11287		<b>Hersey's Safety Pty Ltd</b> Professional Snake Catching Kit & Expedition Protective Snake Chaps Large with Bag		665.50
EFT11288		<b>Officeworks</b> 3 x Mouse & Keypad Sets, 4 x Mouse Pads & 2 x Spiral Notepads - Admin Office		214.79
EFT11289		<b>Rosemarie Elizabeth Western</b> Uniform Reimbursement - EMP 189		200.00
EFT11290		<b>Snallow Pty Ltd T/AS Wallis Computer Solutions</b> Supply & Install New Laptop for Property Manager		6,550.57
EFT11291		<b>Team Global Express Pty Ltd</b> Freight - dam & pool water samples to Pathwest, laptop from Portacom, DOT envelopes to Advance Press & signs from Corsign		792.25
EFT11292		<b>Walga</b> 3 x CRC Staff - Introduction to Local Government eLearning Course		792.00
EFT11293		<b>Barbalin Grazing Co Pty Ltd</b> 933.5m3 of gravel taken from Brierly pit (A46) in January 2026 - Manuel Road renewal & Hockey Field		2,147.05
EFT11294		<b>Bf &amp; Jd Atkins</b> Float rollers from Wymond Rd to the Hockey Field + Fuel Charge		1,105.50
EFT11295		<b>Bob Waddell &amp; Associates Pty Ltd</b> Assistance with the 2026/27 Annual Budget (6 hours), Assistance with the February monthly financial statement (3 Hours), Rates officer assistance - W/E 15/03/2026 (4 Hours)		2,288.00
EFT11296		<b>G R Bunney</b> Paint picket fence & prime & paint verandah floor at Sandalwood Arts Centre		780.00

Date: 02/04/2026  
Time: 9:29:35AM

Shire of Mukinbudin

USER: Juliet Nixon  
PAGE: 3

Cheque /EFT No	Date	Name Invoice Description	INV Amount	Amount
EFT11297		<b>Kty Electrical Services</b> Repair batten light - 6 Lansdell St		314.29
EFT11298		<b>LG Consulting Solutions</b> Stage 1 - Pre-Planning for the Public Health Plan & February 2026 EHO Consultancy		6,431.76
EFT11299		<b>Legacy Glass &amp; Carpentry</b> Supply & installation of shower screen - Campion Villa		1,199.00
EFT11300		<b>Mukinbudin Building</b> Repairs to the roof of the sporting complex		4,079.00
EFT11301		<b>R B C Rural</b> CRC printer charges - March 2026		266.66
EFT11302		<b>WA Distributors PTY LTD T/A Harcher</b> CLEANSTAR ANTIBAC WIPES 800S/2 - Gym		72.45
EFT11303		<b>Ampac Debt Recovery</b> Rates Recovery Charges - A684 & A659		352.00
EFT11304		<b>Bob Waddell &amp; Associates Pty Ltd</b> Assistance with FBT training and sorting remote access (1.25 Hours), Rates officer assistance - W/E 22/03/2026 (1 Hour)		396.00
EFT11305		<b>Breakaway Farms</b> 4792m3 of gravel taken from pit on Quantacutting North Rd in February 2026 for various roads		11,021.60
EFT11306		<b>Elachbutting Enterprises Pty Ltd T/as Mukinbudin Hotel Motel</b> Roads Inspection Catering 24/03/2026 - Morning tea, lunch & afternoon tea x 9 (inc. 1x gluten free)		270.00
EFT11307		<b>Landgate</b> UV Interim - Rural Areas (22/11/2025 - 13/03/2026), Mining Tenements - Interim Valuations (4/3/2026 - 17/3/2026)		115.56
EFT11308		<b>Mukinbudin Building</b> Removal of old damaged kitchen bench - Campion Villa, Additional payment to rectify underpayment on invoice 1895		961.00
EFT11309		<b>Palm Plumbing</b> Aged Unit 6 - Service basin taps		118.89
EFT11310		<b>Team Global Express Pty Ltd</b> Freight - dam & pool water samples to Pathwest, library books to State Library		132.15
EFT11311		<b>St John Ambulance Western Australia Ltd</b> CRC First Aid Course 05/03/2026 - 18 Participants + Travel Costs		3,712.00
EFT11312		<b>Shire Of Mukinbudin RMF</b> Staff Social Club Deduction - FN Ending 25/03/2026		110.00
EFT11313		<b>Legacy Glass &amp; Carpentry</b> Supply flooring to wet area - Industrial Unit		200.00
EFT11314		<b>Mick Sippe Carpentry</b> Patch and paint all walls, ceilings, skirtings & archs - Beringbooding Villa (Caravan Park)		6,985.00
EFT11315		<b>Muka Tyre &amp; Autos ATF Mukinbudin Waters Family Trust T/AS Muka Tyre &amp; Autos</b> SABRE SAW BLADES (for gardening tools), TYRE INFLATOR HD AIR & VALVE TRUCK EXTENSION 100MM - MBL696 Truck (P279)		237.30
EFT11316		<b>Mukinbudin Agencies</b> SODIUM HYPOCHLORITE 12.5% 1000LT & HYDROCHLORIC ACID 28% 200LT - Swimming Pool		1,396.00
EFT11317		<b>Palm Plumbing</b> Replace plastic water pipes with copper & replace faulty gas regulator - Campion Villa, Service 2 x leaking toilets & replace flush pipe seal - Aged Unit 1/2, Replace leaking flush pipe seals on toilet - 25B Calder St, Repair gas leak - Aged Unit 9, Replace faulty inlet valve on hot water unit - Bonnie Rock Hall, Service kitchen sink taps - Aged Unit 8, Fix leak on hot water unit - Aged Unit 7		3,155.18
EFT11318		<b>Shire Of Trayning</b> Kununoppin Medical Practice, Vehicle & Rent Costs - February 2026		6,440.67
EFT11319		<b>Tara Chambers</b> Reimbursement - March 2026 Audit, Risk & Improvement Committee (24/03/2026)		450.00
EFT11320		<b>Synergy</b> Power account - Street lights (25 Jan 2026 - 24 Feb 2026) & various properties (11 Feb 2026 - 10 Mar 2026)		9,940.12
EFT11321		<b>Telstra Limited</b> Monthly Phone Account - March 2026		1,057.85

Date: 02/04/2026  
Time: 9:29:35AM

Shire of Mukinbudin

USER: Juliet Nixon  
PAGE: 4

<b>Cheque /EFT No</b>	<b>Date</b>	<b>Name Invoice Description</b>	<b>INV Amount</b>	<b>Amount</b>
EFT11322		<b>Bob Waddell &amp; Associates Pty Ltd</b> Assistance with the 2026/27 Annual Budget (7.25 Hours), Rates officer assistance - W/E 29/03/2026 (4.25 Hours)		2,024.00
EFT11323		<b>Boc Limited</b> Gas bottles rental & service charge - Swimming Pool & Depot (26/02/2026 to 28/03/2026)		55.97
EFT11324		<b>City Of Kalamunda</b> Building Services consultancy - February 2026		183.33
EFT11325		<b>Dylan Copeland</b> Assistance with managing various projects - March 2026		5,390.00
EFT11326		<b>Great Eastern Freightlines</b> Freight - Part from Bruce Rock Engineering for side tipping trailer (P008)		100.65
EFT11327		<b>Mukinbudin Steel Fabricators</b> Repair aluminium tank - Iveco Truck MBL250 (P36923)		440.00
EFT11328		<b>WA Distributors PTY LTD T/A Harcher</b> Bulk Foam Soap - Caravan Park, Paper Towel Roll - Admin Office		309.45
EFT11329		<b>Wa Contract Ranger Services Pty Ltd</b> Ranger Services - 13/03/2026, 17/03/2026 & 26/03/2026		1,097.25
32015		<b>Water Corporation</b> Water Account Residential Properties - December to February		9,102.64
32016		<b>Water Corporation</b> Water Consumption Standpipes - January to March		4,470.01
DD14374.1		<b>Ioof</b> Payroll deductions		1,401.48
DD14374.2		<b>Aware Super</b> Superannuation contributions		7,012.81
DD14374.3		<b>Wealth Personal Superannuation And Pension Fund</b> Superannuation contributions		639.38
DD14374.4		<b>Hesta Superannuation</b> Superannuation contributions		624.24
DD14374.5		<b>Australian Retirement Trust</b> Superannuation contributions		1,301.95
DD14374.6		<b>Prime Super</b> Superannuation contributions		1,637.33
DD14374.7		<b>Retirement Portfolio Service Anz Smart Choice Super</b> Superannuation contributions		423.15
DD14374.8		<b>Australian Super</b> Superannuation contributions		1,635.06
DD14374.9		<b>Signature Super</b> Superannuation contributions		418.86
DD14398.1		<b>Australian Taxation Office</b> Payment of February 2026 BAS		10,817.00
DD14417.1		<b>Ioof</b> Payroll deductions		1,358.01
DD14417.2		<b>Aware Super</b> Superannuation contributions		7,244.81
DD14417.3		<b>Wealth Personal Superannuation And Pension Fund</b> Superannuation contributions		633.38
DD14417.4		<b>Hesta Superannuation</b> Superannuation contributions		624.24
DD14417.5		<b>Australian Retirement Trust</b> Superannuation contributions		1,305.75
DD14417.6		<b>Prime Super</b> Superannuation contributions		1,637.33

Date: 02/04/2026  
Time: 9:29:35AM

**Shire of Mukinbudin**

USER: Juliet Nixon  
PAGE: 5

<b>Cheque /EFT No</b>	<b>Date</b>	<b>Name Invoice Description</b>	<b>INV Amount</b>	<b>Amount</b>
DD14417.7		<b>Retirement Portfolio Service Anz Smart Choice Super</b> Superannuation contributions		491.26
DD14417.8		<b>Australian Super</b> Superannuation contributions		1,631.87
DD14417.9		<b>Signature Super</b> Superannuation contributions		396.09
DD14449.1		<b>WA Treasury Corporation</b> Principal on Loan 124 - 8 Gimlett Way		15,158.82
DD14450.1		<b>WA Treasury Corporation</b> Principal on Loan 127 - 22 Earl Drive		4,496.52

**REPORT TOTALS**

<b>Bank Code</b>	<b>Bank Name</b>	<b>TOTAL</b>
1	Muni Bank - 633-000 116456799	<b>279,781.44</b>
<b>TOTAL</b>		<b>279,781.44</b>

Date: 02/04/2026  
 Time: 9:30:12AM

Shire of Mukinbudin

USER: Juliet Nixon  
 PAGE: 1

Cheque /EFT No	Date	Name Invoice Description	INV Amount	Amount
DD14355.1		<b>Department Of Transport</b> PAYMENT OF LICENSING FEES COLLECTED 3/3/2026		1,269.10
DD14362.1		<b>Department Of Transport</b> PAYMENT OF LICENSING FEES COLLECTED 4/3/2026		436.05
DD14365.1		<b>Department Of Transport</b> PAYMENT OF LICENSING FEES COLLECTED 5/3/2026		858.30
DD14367.1		<b>Department Of Transport</b> PAYMENT OF LICENSING FEES COLLECTED 6/3/2026		19.40
DD14371.1		<b>Department Of Transport</b> PAYMENT OF LICENSING FEES COLLECTED 9/3/2026		255.00
DD14377.1		<b>Department Of Transport</b> PAYMENT OF LICENSING FEES COLLECTED 10/3/2026		13,618.90
DD14385.1		<b>Department Of Transport</b> PAYMENT OF LICENSING FEES COLLECTED 11/3/2026		1,551.15
DD14395.1		<b>Department Of Transport</b> PAYMENT OF LICENSING FEES COLLECTED 13/3/2026		281.60
DD14401.1		<b>Department Of Transport</b> PAYMENT OF LICENSING FEES COLLECTED 16/3/2026		29.90
DD14403.1		<b>Department Of Transport</b> PAYMENT OF LICENSING FEES COLLECTED 17/3/2026		2,094.05
DD14405.1		<b>Department Of Transport</b> PAYMENT OF LICENSING FEES COLLECTED 18/3/2026		96.80
DD14410.1		<b>Department Of Transport</b> PAYMENT OF LICENSING FEES COLLECTED 20/3/2026		952.50
DD14413.1		<b>Department Of Transport</b> PAYMENT OF LICENSING FEES COLLECTED 23/3/2026		1,410.50
DD14420.1		<b>Department Of Transport</b> PAYMENT OF LICENSING FEES COLLECTED 24/3/2026		52.10
DD14423.1		<b>Bond Administrator</b> PAYMENT OF BOND VARIATION - 25B CALDER ST		20.00
DD14445.1		<b>Department Of Transport</b> PAYMENT OF LICENSING FEES COLLECTED 25/03/2026		718.00
DD14464.1		<b>Department Of Transport</b> PAYMENT OF LICENSING FEES COLLECTED 26/3/2026		1,612.10
DD14466.1		<b>Department Of Transport</b> PAYMENT OF LICENSING FEES COLLECTED 27/3/2026		422.15

REPORT TOTALS

Bank Code	Bank Name	TOTAL
2	Restricted Muni - Trust Bank - 633-000 116457	<b>25,697.60</b>
<b>TOTAL</b>		<b>25,697.60</b>

/5819 009669



SHIRE OF MUKINBUDIN  
PO BOX 67  
MUKINBUDIN WA 6479

### Your details at a glance

<b>BSB number</b>	<b>633-000</b>
<b>Account number</b>	<b>693723967</b>
Customer number	11762408/M201
Account title	SHIRE OF MUKINBUDIN SHIRE OF MUKINBUDIN

### Account summary

Statement period	1 Mar 2026 - 31 Mar 2026
Statement number	205
Opening balance on 1 Mar 2026	\$11,039.72
Payments & credits	\$11,329.44
Withdrawals & debits	\$5,578.40
Interest charges & fees	\$8.00
<b>Closing Balance on 31 Mar 2026</b>	<b>\$5,296.68</b>

### Account details

Credit limit	\$20,000.00
Available credit	\$14,703.32
Annual purchase rate	13.990%
Annual cash advance rate	13.990%

### Payment details

Minimum payment required	\$158.90
<b>Payment due</b>	<b>14 Apr 2026</b>

### Any questions?

Contact Tara Chambers at 29 Shadbolt St, Mukinbudin 6479 on **08 9047 1377**, or call **1300 BENDIGO** (1300 236 344).

## Business Credit Card

**Minimum Payment Warning.** If you make only the minimum payment each month, you will pay more interest and it will take you longer to pay off your balance.

If you make no additional charges using this card and each month you pay the minimum payment	You will pay off the Closing Balance shown on this statement in about <b>16 years</b>	And you will pay an estimated total of interest charges of <b>\$3,246.37</b>
If you make no additional charges using this card and each month you pay <b>\$254.28</b>	You will pay off the Closing Balance shown on this statement in about <b>2 years</b>	And you will pay an estimated total of interest charges of <b>\$806.04, a saving of \$2,440.33</b>

### Having trouble making payments?

If you are having trouble making credit card repayments, please contact our Mortgage Help Centre on 1800 652 146.

## Business Credit Card

Date	Transaction	Withdrawals	Payments	Balance
<b>Opening balance</b>				<b>\$11,039.72</b>
1 Mar 26	APPLE.COM/BILL, SYDN EY AUS RETAIL PURCHASE 27/02 CARD NUMBER 552638XXXXXX506 1	1.49		11,041.21
3 Mar 26	APPLE.COM/BILL, SYDN EY AUS RETAIL PURCHASE 01/03 CARD NUMBER 552638XXXXXX506 1	1.49		11,042.70
3 Mar 26	SPOTLIGHT 073, JOOND ALUP AUS RETAIL PURCHASE 01/03 CARD NUMBER 552638XXXXXX769 1	108.50		11,151.20
3 Mar 26	IKEA PTY LIMITED, TE MPE AUS RETAIL PURCHASE RETURN 02/03 CARD NUMBER 552638XXXXXX769 1		211.97	10,939.23
4 Mar 26	BUNNINGS 389000, JOO NDALUP AUS RETAIL PURCHASE 01/03 CARD NUMBER 552638XXXXXX769 1	228.36		11,167.59
5 Mar 26	APPLE.COM/BILL, SYDN EY AUS RETAIL PURCHASE 04/03 CARD NUMBER 552638XXXXXX769 1	4.49		11,172.08
6 Mar 26	BIGW ONLINE, BELLA V ISTA AUS RETAIL PURCHASE 05/03 CARD NUMBER 552638XXXXXX506 1	6.00		11,178.08
6 Mar 26	BIGW ONLINE, BELLA V ISTA AUS RETAIL PURCHASE 05/03 CARD NUMBER 552638XXXXXX506 1	6.00		11,184.08
6 Mar 26	BIGW ONLINE, BELLA V ISTA AUS RETAIL PURCHASE 05/03 CARD NUMBER 552638XXXXXX506 1	44.00		11,228.08

31/03/2026/ES / E-5819 / S-29629 / I-29629 / 0011762-408001462

Date Paid \_\_\_ / \_\_\_ / \_\_\_ Amount \$ \_\_\_\_\_

## Business Credit Card - Payment options



**Pay in person:** Visit any **Bendigo Bank** branch to make your payment.



**Pay by post:** Mail this slip with your cheque to -  
**PO Box 480 Bendigo VIC 3552.**  
 If paying by cheque please complete the details below.



**Internet banking:** Pay your credit card using ebanking 24 hours a day, 7 days a week.  
[www.bendigobank.com.au](http://www.bendigobank.com.au)



Register for Internet or Phone Banking call **1300 BENDIGO** (1300 236 344). This service enables you to make payments conveniently between your Bendigo Bank accounts 24/7.



**Bill code: 342949**  
**Ref: 693723967**

**Bank@Post™** Pay at any Post Office by **Bank@Post** Agency Banking using your credit card.

## Business Credit Card

**BSB number** 633-000  
**Account number** 693723967  
**Customer name** SHIRE OF MUKINBUDIN  
**Minimum payment required** \$158.90  
**Closing Balance on 31 Mar 2026** \$5,296.68  
**Payment due** 14 Apr 2026

Date	Payment amount
<input type="text"/>	<input type="text"/>

Drawer	Chq No	BSB	Account No	\$	¢
<input type="text"/>	<input type="text"/>	<input type="text"/>	<input type="text"/>	<input type="text"/>	<input type="text"/>

^Fees will apply for payments made using Bank@Post. Refer to Bendigo Bank Schedule of Fees & Charges and Transaction Account Rebates.

### Business Credit Card *(continued)*

Date	Transaction	Withdrawals	Payments	Balance
6 Mar 26	EFFECTIVE SEALING S, BIBRA LAKE AUS RETAIL PURCHASE 05/03 CARD NUMBER 552638XXXXXXXX506 1	346.50		11,574.58
6 Mar 26	BIGW ONLINE, BELLA V ISTA AUS RETAIL PURCHASE RETURN 05/03 CARD NUMBER 552638XXXXXXXX506 1		6.00	11,568.58
8 Mar 26	Intuit Mailchimp, Sydney AUS RETAIL PURCHASE 07/03 CARD NUMBER 552638XXXXXXXX769 1	91.54		11,660.12
12 Mar 26	SAFETYCULTURE, TOWNSVILLE CI AUS RETAIL PURCHASE 11/03 CARD NUMBER 552638XXXXXXXX506 1	31.90		11,692.02
13 Mar 26	HOST, BIBRA LAKE AUS RETAIL PURCHASE 12/03 CARD NUMBER 552638XXXXXXXX506 1	482.33		12,174.35
14 Mar 26	PERIODIC TFR 00117624081201 00000000000		11,039.72	1,134.63
14 Mar 26	Aussie Broadband lim it, MORWELL AUS RETAIL PURCHASE 13/03 CARD NUMBER 552638XXXXXXXX506 1	79.00		1,213.63
15 Mar 26	MessageMedia, Melbourne AUS RETAIL PURCHASE 14/03 CARD NUMBER 552638XXXXXXXX506 1	250.26		1,463.89
19 Mar 26	UBNTSHOP.COM.AU, ANN ANDALE AUS RETAIL PURCHASE 17/03 CARD NUMBER 552638XXXXXXXX506 1	2,622.84		4,086.73
19 Mar 26	ALTRONIC DISTRIBUTOR, PERTH AUS RETAIL PURCHASE 18/03 CARD NUMBER 552638XXXXXXXX506 1	519.90		4,606.63
19 Mar 26	SURVEYMONKEY.COM, SYDNEY AUS RETAIL PURCHASE 18/03 CARD NUMBER 552638XXXXXXXX506 1	90.00		4,696.63
22 Mar 26	SP JB HI-FI ONLINE, SOUTHBANK AUS RETAIL PURCHASE 20/03 CARD NUMBER 552638XXXXXXXX506 1	358.99		5,055.62
25 Mar 26	Muni, MUKINBUDIN AUS RETAIL PURCHASE 24/03 CARD NUMBER 552638XXXXXXXX506 1	115.00		5,170.62
25 Mar 26	Trust, MUKINBUDIN AUS RETAIL PURCHASE 24/03 CARD NUMBER 552638XXXXXXXX506 1	71.75		5,242.37
25 Mar 26	Trust, MUKINBUDIN AUS RETAIL PURCHASE RETURN 24/03 CARD NUMBER 552638XXXXXXXX506 1		71.75	5,170.62

31032026/ES / E-5819 / S-29630 / L29630 / 0011762408001462

### Business Credit Card *(continued)*

Date	Transaction	Withdrawals	Payments	Balance
25 Mar 26	Trust, MUKINBUDIN AUS RETAIL PURCHASE 24/03 CARD NUMBER 552638XXXXXX506 1	66.57		5,237.19
26 Mar 26	STARLINK INTERNET, Sydney AUS RETAIL PURCHASE 25/03 CARD NUMBER 552638XXXXXX506 1	50.00		5,287.19
30 Mar 26	APPLE.COM/BILL, SYDNEY AUS RETAIL PURCHASE 28/03 CARD NUMBER 552638XXXXXX506 1	1.49		5,288.68
30 Mar 26	CARD FEE 2 @ \$4.00	8.00		5,296.68
<b>Transaction totals / Closing balance</b>		<b>\$5,586.40</b>	<b>\$11,329.44</b>	<b>\$5,296.68</b>

#### AUTOMATIC PAYMENTS HAVE BEEN SPECIFIED FOR YOUR ACCOUNT.

We suggest you carefully check all entries on your statement. Apparent errors or possible unauthorised transactions should be promptly reported to us.

The security of your Personal Identification Number (PIN) is very important. To avoid being liable for unauthorised transactions, you should follow the terms and conditions of your account. We also recommend some simple steps to protect your PIN:

- Memorise your PINs and passwords and destroy any communications advising you of new ones. Don't keep a record of your PINs or passwords, in written or electronic form.
- If you choose your own, ensure that it is not something easy to guess like your (or a family member's) birth date, name, phone number, postcode, driver's licence number or numbers that form a pattern.
- Don't tell anyone your PIN, not even friends, family or a bank representative.
- Ensure nobody watches you enter your PIN or password. A good practice is to cover the keypad when you put in your PIN or password.
- Watch out for email, SMS or call scams asking for details relating to your account. If you receive suspicious emails, please contact us immediately.

Please note: These are guidelines only. While following these steps will help you to protect your PIN, your liability for any losses arising from unauthorised transactions is determined in accordance with the ePayments Code. For further details, see <https://asic.gov.au/regulatory-resources/financial-services/epayments-code/> or visit [bendigobank.com.au/mycard](https://bendigobank.com.au/mycard) for all card related information. Business customers visit [mybusinesscard](https://bendigobank.com.au/mybusinesscard).

An International Transaction Fee of 3% of the transaction amount (in AUD) is payable for each transaction which is conducted in a currency other than Australian dollars (AUD), or conducted in Australian dollars (AUD) but with or using a merchant, payment processor, financial institution or other entity (including an online merchant) who is outside of Australia. (Fee does not apply to Bendigo Ready Credit Card). Note: It may not always be apparent to you that an online merchant is located outside of Australia. Additional charges may apply for cash transactions.

#### Card Security

For information on how to securely use your card and account please visit [bendigobank.com.au/mycard](https://bendigobank.com.au/mycard) for all card related information. Business customers visit [mybusinesscard](https://bendigobank.com.au/mybusinesscard).

#### Resolving Complaints

If you have a complaint, please contact us on 1300 361 911 to speak to a member of our staff. If the matter has not been resolved to your satisfaction, you can lodge a complaint with the Australian Financial Complaints Authority (AFCA). AFCA provides fair and independent financial services complaint resolution that is free to consumers. You can contact AFCA at:

Website: [www.afca.org.au](https://www.afca.org.au)

Telephone: 1800 931 678 (free call)

Email: [info@afca.org.au](mailto:info@afca.org.au)

In writing to: Australian Financial Complaints Authority, GPO Box 3, Melbourne VIC 3001

/5819 009669



SHIRE OF MUKINBUDIN  
PO BOX 67  
MUKINBUDIN WA 6479

### Card summary

**Account number** 693723967  
**Card number** 552638XXXXXXXX506  
**Customer number** 11762408/M201  
 Statement period 01/03/2026 to 31/03/2026  
 Statement number 205 (page 5 of 7)

### Any questions?

Contact Tara Chambers at 29 Shadbolt St, Mukinbudin 6479 on **08 9047 1377**, or call **1300 BENDIGO** (1300 236 344).

### Business Credit Card *(continued)*

Date	Transaction	Withdrawals	Payments
1 Mar 26	APPLE.COM/BILL, SYDN EY AUS	1.49	
3 Mar 26	APPLE.COM/BILL, SYDN EY AUS	1.49	
6 Mar 26	BIGW ONLINE, BELLA V ISTA AUS	6.00	
6 Mar 26	BIGW ONLINE, BELLA V ISTA AUS	6.00	
6 Mar 26	BIGW ONLINE, BELLA V ISTA AUS	44.00	
6 Mar 26	EFFECTIVE SEALING S, BIBRA LAKE AUS	346.50	
6 Mar 26	BIGW ONLINE, BELLA V ISTA AUS		6.00
12 Mar 26	SAFETYCULTURE, TOWNS VILLE CI AUS	31.90	
13 Mar 26	HOST, BIBRA LAKE AUS	482.33	
14 Mar 26	Aussie Broadband lim it,MORWELL AUS	79.00	
15 Mar 26	MessageMedia, Melbou rne AUS	250.26	
19 Mar 26	UBNTSHOP.COM.AU, ANN ANDALE AUS	2,622.84	
19 Mar 26	ALTRONIC DISTRIBUTOR , PERTH AUS	519.90	
19 Mar 26	SURVEYMONKEY.COM, SY DNEY AUS	90.00	
22 Mar 26	SP JB HI-FI ONLINE, SOUTHBANK AUS	358.99	
25 Mar 26	Muni, MUKINBUDIN AUS	115.00	
25 Mar 26	Trust, MUKINBUDIN AUS	71.75	
25 Mar 26	Trust, MUKINBUDIN AUS		71.75
25 Mar 26	Trust, MUKINBUDIN AUS	66.57	
26 Mar 26	STARLINK INTERNET, S ydney AUS	50.00	

31032026/ES / E-5819 / S-29632 / L29632 / 0011762408001462

<b>Account number</b>	<b>693723967</b>
<b>Card number</b>	<b>552638XXXXXXXX506</b>
<b>Customer number</b>	<b>11762408/M201</b>
Statement period	01/03/2026 to 31/03/2026
Statement number	205 (page 6 of 7)

30 Mar 26	APPLE.COM/BILL, SYDN EY	AUS	1.49
-----------	-------------------------	-----	------

<b>TOTALS</b>	<b>\$5,145.51</b>	<b>\$77.75</b>
---------------	-------------------	----------------

We suggest you carefully check all entries on your statement. Apparent errors or possible unauthorised transactions should be promptly reported to us.

The security of your Personal Identification Number (PIN) is very important. To avoid being liable for unauthorised transactions, you should follow the terms and conditions of your account. We also recommend some simple steps to protect your PIN:

- Memorise your PINs and passwords and destroy any communications advising you of new ones. Don't keep a record of your PINs or passwords, in written or electronic form.
- If you choose your own, ensure that it is not something easy to guess like your (or a family member's) birth date, name, phone number, postcode, driver's licence number or numbers that form a pattern.
- Don't tell anyone your PIN, not even friends, family or a bank representative.
- Ensure nobody watches you enter your PIN or password. A good practice is to cover the keypad when you put in your PIN or password.
- Watch out for email, SMS or call scams asking for details relating to your account. If you receive suspicious emails, please contact us immediately.

Please note: These are guidelines only. While following these steps will help you to protect your PIN, your liability for any losses arising from unauthorised transactions is determined in accordance with the ePayments Code. For further details, see <https://asic.gov.au/regulatory-resources/financial-services/epayments-code/> or visit [bendigobank.com.au/mycard](http://bendigobank.com.au/mycard) for all card related information. Business customers visit [mybusinesscard](http://mybusinesscard).

An International Transaction Fee of 3% of the transaction amount (in AUD) is payable for each transaction which is conducted in a currency other than Australian dollars (AUD), or conducted in Australian dollars (AUD) but with or using a merchant, payment processor, financial institution or other entity (including an online merchant) who is outside of Australia. (Fee does not apply to Bendigo Ready Credit Card). Note: It may not always be apparent to you that an online merchant is located outside of Australia. Additional charges may apply for cash transactions.

/5819 009669



SHIRE OF MUKINBUDIN  
PO BOX 67  
MUKINBUDIN WA 6479

### Card summary

Account number	693723967
Card number	552638XXXXXXXX769
Customer number	11762408/M201
Statement period	01/03/2026 to 31/03/2026
Statement number	205 (page 7 of 7)

### Any questions?

Contact Tara Chambers at 29 Shadbolt St, Mukinbudin 6479 on **08 9047 1377**, or call **1300 BENDIGO** (1300 236 344).

### Business Credit Card *(continued)*

Date	Transaction	Withdrawals	Payments
3 Mar 26	SPOTLIGHT 073, JOOND ALUP AUS	108.50	
3 Mar 26	IKEA PTY LIMITED, TE MPE AUS		211.97
4 Mar 26	BUNNINGS 389000, JOO NDALUP AUS	228.36	
5 Mar 26	APPLE.COM/BILL, SYDN EY AUS	4.49	
8 Mar 26	Intuit Mailchimp, Sy dney AUS	91.54	
<b>TOTALS</b>		<b>\$432.89</b>	<b>\$211.97</b>

We suggest you carefully check all entries on your statement. Apparent errors or possible unauthorised transactions should be promptly reported to us.

The security of your Personal Identification Number (PIN) is very important. To avoid being liable for unauthorised transactions, you should follow the terms and conditions of your account. We also recommend some simple steps to protect your PIN:

- Memorise your PINs and passwords and destroy any communications advising you of new ones. Don't keep a record of your PINs or passwords, in written or electronic form.
- If you choose your own, ensure that it is not something easy to guess like your (or a family member's) birth date, name, phone number, postcode, driver's licence number or numbers that form a pattern.
- Don't tell anyone your PIN, not even friends, family or a bank representative.
- Ensure nobody watches you enter your PIN or password. A good practice is to cover the keypad when you put in your PIN or password.
- Watch out for email, SMS or call scams asking for details relating to your account. If you receive suspicious emails, please contact us immediately.

Please note: These are guidelines only. While following these steps will help you to protect your PIN, your liability for any losses arising from unauthorised transactions is determined in accordance with the ePayments Code. For further details, see <https://asic.gov.au/regulatory-resources/financial-services/epayments-code/> or visit [bendigobank.com.au/mycard](http://bendigobank.com.au/mycard) for all card related information. Business customers visit [mybusinesscard](http://mybusinesscard).

An International Transaction Fee of 3% of the transaction amount (in AUD) is payable for each transaction which is conducted in a currency other than Australian dollars (AUD), or conducted in Australian dollars (AUD) but with or using a merchant, payment processor, financial institution or other entity (including an online merchant) who is outside of Australia. (Fee does not apply to Bendigo Ready Credit Card). Note: It may not always be apparent to you that an online merchant is located outside of Australia. Additional charges may apply for cash transactions.

**MASTERCARD SUMMARY**

March 2026

	Transaction Description	Amount
1/03/2026	Apple Storage - 50GB phone storage (Deputy CEO) - March 2026	\$1.49
3/03/2026	Apple Storage - 50GB phone storage (Maintenance Officer) - March 2026	\$1.49
3/03/2026	Spotlight - Mixed plants & planter for Campion Villa	\$108.50
3/03/2026	IKEA - REFUND of 2 x large pots, 4 x placemats, outdoor lanterns, LED tea lights, oven mits, pot holders, plant set - Campion Villa	-\$211.97
4/03/2026	Bunnings - 2 x Rectangle Garden Beds & 1 x Child Safety Corner Protector - Campion Villa	\$228.36
5/03/2026	Apple Storage - 200GB phone storage (CEO) - March 2026	\$4.49
6/03/2026	BIG W - 2 x Easter Top Hat with Ears (Blue) - CRC Easter Craft 25/03/2026	\$6.00
6/03/2026	BIG W - 2 x Easter Top Hat with Ears (Pink) - CRC Easter Craft 25/03/2026	\$6.00
6/03/2026	BIG W - 10 x Easter Top Hat with Ears, Easter Fancy Ribbon 1m 3 Pack & 4 x Easter Mini Chicks Coloured 6pk - CRC Easter Craft 25/03/2026	\$44.00
6/03/2026	EFFECTIVE SEAL SOLUTIONS - 5 x EPDM White Foot Valve Seal 6mm thick & Freight - Swimming Pool	\$346.50
6/03/2026	BIG W - REFUND 2 x Easter Top Hat with Ears (Blue) - CRC Easter Craft 25/03/2026	-\$6.00
8/03/2026	Mailchimp - Monthly admin fee (March 2026)	\$91.54
12/03/2026	Safety Culture - iAuditor Subscription (11 Mar 2026 - 11 Apr 2026)	\$31.90
13/03/2026	Host - 96 x Arcoroc Mineral Stemless Wine Glasses 370ml - Sports Complex Events Kit	\$482.33
14/03/2026	Aussie Broadband - Caravan Park WIFI (March 2026)	\$79.00
15/03/2026	Message Media - Monthly Admin Fee (March 2026), Harvest Ban, Fire & other Admin messages (February 2026)	\$250.26
19/03/2026	UBNT Shop - Sports Complex Wi-Fi Upgrade	\$2,622.84
19/03/2026	ALTRONIC - cable and shelf for Sports Complex Wi-Fi Upgrade	\$519.90
19/03/2026	Survey Monkey - 1 Month Subscription (Roads Survey)	\$90.00
22/03/2026	JB Hi-Fi - Comfort Full Motion TV Wall Mount - Sports Complex Bar	\$358.99
25/03/2026	Shire of Mukinbudin - Building Fee & BSL Commission for Swimming Pool shade sails	\$115.00
25/03/2026	Shire of Mukinbudin - BSL for Swimming Pool shade sails	\$71.75
25/03/2026	Shire of Mukinbudin - REFUND of BSL for Swimming Pool shade sails (incorrect amount charged)	-\$71.75
25/03/2026	Shire of Mukinbudin - BSL for Swimming Pool shade sails	\$66.57
26/03/2026	Starlink - Bonnie Rock Fire Truck internet (March 25 - April 25)	\$50.00
30/03/2026	Apple Storage - 50GB phone storage (Deputy CEO) - April 2026	\$1.49

30/03/2026	Bendigo Bank - Mastercard fees x 2 (March 2026)	\$8.00
<b>TOTAL</b>		<b>\$5,296.68</b>



# Tax Invoice / Statement

A distributor of BP and Castrol products  
**GREAT SOUTHERN FUEL SUPPLIES**  
ABN 65 367 095 233

www.gsfuels.com.au

Depot: **MERREDIN DEPOT**  
Address: PO Box 221  
Merredin WA 6415  
Phone: 08 9041 1082

**SHIRE OF MUKINBUDIN**  
**PO BOX 67**  
**MUKINBUDIN**  
**WA 6479**

Account Number: [REDACTED]  
Statement Date: **31/03/2026**  
Due Date: **14/04/2026**

Page 1 of 3

Date	Reference No	Description	Location / Reference	Qty	Unit Price	GST	Total
28/02/26		BALANCE CARRIED FORWARD					20,825.11
09/03/26	Discounts	DISCOUNT APPLIED					-483.12
13/03/26	PY00000570439	PAYMENT - THANK YOU					-20,341.99
<b>*** BULK DELIVERIES ***</b>							
DELIVERY LOCATION: <b>001 - SHIRE OF MUKINBUDIN (6126)</b>							
09/03/26	20005739	ADBLUE 210L		1.00	446.2689	40.57	446.27
<b>BULK DELIVERED TOTALS</b>				<b>1.00</b>		<b>40.57</b>	<b>446.27</b>

**\*\*\* CARD PURCHASES \*\*\***

CARD: [REDACTED] VEHICLE REGISTRATION: <b>VEHICLE REGISTRATION: MBL 1000</b>							
20/03/26	001829	ULSD 10PPM	MUKINBUDIN OPT	42.59	2.7890	10.80	118.78
TOTALS FOR THIS CARD				42.59		10.80	118.78
CARD: [REDACTED] VEHICLE REGISTRATION: <b>VEHICLE REGISTRATION: MBL 117</b>							
06/03/26	001014	UNLEADED PETROL 91	MUKINBUDIN OPT	27.18	1.8790	4.64	51.07
TOTALS FOR THIS CARD				27.18		4.64	51.07
CARD: [REDACTED] VEHICLE REGISTRATION: <b>VEHICLE REGISTRATION: MBL 696</b>							
09/03/26	001123	ULSD 10PPM	MUKINBUDIN OPT	128.45	2.0490	23.93	263.19
18/03/26	001695	ULSD 10PPM	MUKINBUDIN OPT	179.95	2.6190	42.85	471.29
24/03/26	002025	ULSD 10PPM	MUKINBUDIN OPT	222.64	2.9390	59.49	654.34
25/03/26	002128	ULSD 10PPM	MUKINBUDIN OPT	67.74	3.0390	18.72	205.86
TOTALS FOR THIS CARD				598.78		144.99	1,594.68
CARD: [REDACTED] VEHICLE REGISTRATION: <b>VEHICLE REGISTRATION: MBL 244</b>							
20/03/26	001787	ULSD 10PPM	MUKINBUDIN OPT	37.94	2.7890	9.62	105.81
TOTALS FOR THIS CARD				37.94		9.62	105.81
CARD: [REDACTED] VEHICLE REGISTRATION: <b>VEHICLE REGISTRATION: 0MBL</b>							
24/03/26	002022	ULSD 10PPM	MUKINBUDIN OPT	36.49	2.9390	9.75	107.24

<b>Settlement Discount</b>
<b>Paid By:</b> 14/04/2026
<b>Deduct:</b> 316.22
<b>Amount to Pay:</b> 18,147.72

<b>BALANCE DUE</b>
<b>18,463.94</b>

PLEASE DETACH THIS SECTION AND RETURN WITH YOUR REMITTANCE

Payment Options: BSB: [REDACTED] **\*\* PLEASE NOTE NEW \*\***  
ACC No. [REDACTED] **EFT BANKING DETAILS**  
Reference: [REDACTED]  
Credit Card Payments - 1.1% Processing fee will apply

Account Number: [REDACTED]  
Statement Date: **31/03/2026**  
Due Date: **14/04/2026**

**Pay iD**

Pay this invoice from your online banking.

PayID®: [REDACTED]  
Reference: [REDACTED]

PayID is a registered trademark of NPP Australia Limited.

**BPAY** **Billers Code:** [REDACTED]  
**Ref:** [REDACTED]

**Telephone & Internet Banking – BPAY®**  
Contact your bank or financial institution to make this payment from your cheque, savings, debit, credit card or transaction account. More info: www.bpay.com.au

<b>AMOUNT DUE</b>	<b>AMOUNT PAID</b>
<b>18,463.94</b>	[REDACTED]

Date	Reference No	Description	Location / Reference	Qty	Unit Price	GST	Total
TOTALS FOR THIS CARD				36.49		9.75	107.24
CARD: ██████████	VEHICLE REGISTRATION: <b>VEHICLE REGISTRATION: MBL 150</b>						
04/03/26	000889	ULSD 10PPM	MUKINBUDIN OPT	65.47	1.7890	10.65	117.13
TOTALS FOR THIS CARD				65.47		10.65	117.13
CARD: ██████████	VEHICLE REGISTRATION: <b>VEHICLE REGISTRATION: MBL 1070</b>						
10/03/26	001245	ULSD 10PPM	MUKINBUDIN OPT	32.30	2.1890	6.43	70.70
23/03/26	001931	ULSD 10PPM	MUKINBUDIN OPT	38.01	2.9390	10.16	111.71
27/03/26	002246	ULSD 10PPM	MUKINBUDIN OPT	23.36	3.0890	6.56	72.16
TOTALS FOR THIS CARD				93.67		23.15	254.57
CARD: ██████████	VEHICLE REGISTRATION: <b>VEHICLE REGISTRATION: MBL 180</b>						
03/03/26	117660	DIESEL	BP MERREDIN	52.51	1.8120	8.65	95.15
03/03/26	117660	BP Plus Fee	BP MERREDIN		0.3800	0.04	0.38
23/03/26	001928	ULSD 10PPM	MUKINBUDIN OPT	59.17	2.9390	15.81	173.90
TOTALS FOR THIS CARD				111.68		24.50	269.43
CARD: ██████████	VEHICLE REGISTRATION: <b>VEHICLE REGISTRATION: MBL 1724</b>						
04/03/26	000902	ULSD 10PPM	MUKINBUDIN OPT	29.73	1.7890	4.84	53.19
10/03/26	001281	ULSD 10PPM	MUKINBUDIN OPT	21.77	2.1890	4.33	47.65
13/03/26	001427	ULSD 10PPM	MUKINBUDIN OPT	14.95	2.4890	3.38	37.21
TOTALS FOR THIS CARD				66.45		12.55	138.05
CARD: ██████████	VEHICLE REGISTRATION: <b>VEHICLE REGISTRATION: MBL 133</b>						
09/03/26	001121	UNLEADED PETROL 91	MUKINBUDIN OPT	12.36	1.9590	2.20	24.21
13/03/26	001461	UNLEADED PETROL 91	MUKINBUDIN OPT	67.35	2.1690	13.28	146.08
TOTALS FOR THIS CARD				79.71		15.48	170.29
CARD: ██████████	VEHICLE REGISTRATION: <b>VEHICLE REGISTRATION: MBL1</b>						
03/03/26	000841	ULSD 10PPM	MUKINBUDIN OPT	70.35	1.7890	11.44	125.86
09/03/26	001135	ULSD 10PPM	MUKINBUDIN OPT	53.30	2.0490	9.93	109.21
13/03/26	001433	ULSD 10PPM	MUKINBUDIN OPT	55.05	2.4890	12.46	137.02
17/03/26	001598	ULSD 10PPM	MUKINBUDIN OPT	40.24	2.6190	9.58	105.39
22/03/26	001895	ULSD 10PPM	MUKINBUDIN OPT	47.83	2.7890	12.13	133.40
26/03/26	002188	ULSD 10PPM	MUKINBUDIN OPT	49.50	3.0390	13.68	150.43
TOTALS FOR THIS CARD				316.27		69.22	761.31
CARD: ██████████	VEHICLE REGISTRATION: <b>VEHICLE REGISTRATION: MBL280</b>						
04/03/26	000920	UNLEADED PETROL 91	MUKINBUDIN OPT	35.98	1.7790	5.82	64.01
26/03/26	002209	UNLEADED PETROL 91	MUKINBUDIN OPT	28.18	2.5190	6.45	70.99
TOTALS FOR THIS CARD				64.16		12.27	135.00
CARD: ██████████	VEHICLE REGISTRATION: <b>VEHICLE REGISTRATION: MBL 02</b>						
06/03/26	001010	ULSD 10PPM	MUKINBUDIN OPT	68.26	1.9390	12.03	132.36
09/03/26	001139	ULSD 10PPM	MUKINBUDIN OPT	38.58	2.0490	7.19	79.05
11/03/26	001348	ULSD 10PPM	MUKINBUDIN OPT	51.12	2.3890	11.10	122.13
13/03/26	001450	ULSD 10PPM	MUKINBUDIN OPT	65.85	2.4890	14.90	163.90
17/03/26	001631	ULSD 10PPM	MUKINBUDIN OPT	56.86	2.6190	13.54	148.92
20/03/26	001790	ULSD 10PPM	MUKINBUDIN OPT	66.08	2.7890	16.76	184.30
24/03/26	002019	ULSD 10PPM	MUKINBUDIN OPT	59.00	2.9390	15.76	173.40
26/03/26	002185	ULSD 10PPM	MUKINBUDIN OPT	45.95	3.0390	12.70	139.64
27/03/26	002267	ULSD 10PPM	MUKINBUDIN OPT	24.74	3.0890	6.95	76.42
TOTALS FOR THIS CARD				476.44		110.93	1,220.12
CARD: ██████████	VEHICLE REGISTRATION: <b>VEHICLE REGISTRATION: BONNIEROC</b>						
18/03/26	001685	ULSD 10PPM	MUKINBUDIN OPT	85.03	2.6190	20.25	222.69
TOTALS FOR THIS CARD				85.03		20.25	222.69
CARD: ██████████	VEHICLE REGISTRATION: <b>VEHICLE REGISTRATION: MBL240</b>						
01/03/26	000745	ULSD 10PPM	MUKINBUDIN OPT	26.01	1.7890	4.23	46.53
03/03/26	000820	ULSD 10PPM	MUKINBUDIN OPT	51.47	1.7890	8.37	92.08
09/03/26	001185	ULSD 10PPM	MUKINBUDIN OPT	22.92	2.0490	4.27	46.96
16/03/26	001544	ULSD 10PPM	MUKINBUDIN OPT	52.52	2.6190	12.51	137.55
20/03/26	001793	ULSD 10PPM	MUKINBUDIN OPT	42.40	2.7890	10.75	118.25
23/03/26	001968	ULSD 10PPM	MUKINBUDIN OPT	55.41	2.9390	14.81	162.85
27/03/26	002252	ULSD 10PPM	MUKINBUDIN OPT	18.70	3.0890	5.25	57.76
29/03/26	027874	ULT DIESEL	BP CUNDERDIN RC	56.77	3.3649	17.37	191.03
29/03/26	027874	BP Plus Fee	BP CUNDERDIN RC		0.3800	0.04	0.38
TOTALS FOR THIS CARD				326.20		77.60	853.39
CARD: ██████████	VEHICLE REGISTRATION: <b>VEHICLE REGISTRATION: MBL405</b>						
11/03/26	001327	ULSD 10PPM	MUKINBUDIN OPT	37.11	2.3890	8.06	88.66
11/03/26	001330	UNLEADED PETROL 91	MUKINBUDIN OPT	13.52	2.1190	2.61	28.65
20/03/26	001814	ULSD 10PPM	MUKINBUDIN OPT	30.21	2.7890	7.66	84.26

Date	Reference No	Description	Location / Reference	Qty	Unit Price	GST	Total
TOTALS FOR THIS CARD				80.84		18.33	201.57
CARD: ██████████		VEHICLE REGISTRATION: <b>VEHICLE REGISTRATION: MBL 496</b>					
12/03/26	001369	ULSD 10PPM	MUKINBUDIN OPT	58.89	2.3890	12.79	140.69
17/03/26	001616	ULSD 10PPM	MUKINBUDIN OPT	38.59	2.6190	9.19	101.07
TOTALS FOR THIS CARD				97.48		21.98	241.76
CARD: ██████████		VEHICLE REGISTRATION: <b>VEHICLE REGISTRATION: 1DJJK212</b>					
04/03/26	000883	ULSD 10PPM	MUKINBUDIN OPT	319.80	1.7890	52.01	572.12
05/03/26	000960	ULSD 10PPM	MUKINBUDIN OPT	321.15	1.8390	53.69	590.59
06/03/26	001045	ULSD 10PPM	MUKINBUDIN OPT	115.86	1.9390	20.42	224.65
10/03/26	001218	ULSD 10PPM	MUKINBUDIN OPT	163.59	2.1890	32.56	358.10
11/03/26	001315	ULSD 10PPM	MUKINBUDIN OPT	251.19	2.3890	54.55	600.09
13/03/26	001445	ULSD 10PPM	MUKINBUDIN OPT	401.92	2.4890	90.94	1,000.38
TOTALS FOR THIS CARD				1,573.51		304.17	3,345.93
CARD: ██████████		VEHICLE REGISTRATION: <b>VEHICLE REGISTRATION: 1MBL</b>					
03/03/26	000826	ULSD 10PPM	MUKINBUDIN OPT	61.90	1.7890	10.07	110.74
09/03/26	000733	ULSD 10PPM	BENCUBBIN OPT	69.56	2.0490	12.96	142.53
13/03/26	001436	ULSD 10PPM	MUKINBUDIN OPT	50.52	2.4890	11.43	125.74
26/03/26	002176	ULSD 10PPM	MUKINBUDIN OPT	57.55	3.0390	15.90	174.89
TOTALS FOR THIS CARD				239.53		50.36	553.90
CARD: ██████████		VEHICLE REGISTRATION: <b>VEHICLE REGISTRATION: MBL1071</b>					
09/03/26	001148	ULSD 10PPM	MUKINBUDIN OPT	36.02	2.0490	6.71	73.80
13/03/26	001439	ULSD 10PPM	MUKINBUDIN OPT	32.41	2.4890	7.33	80.67
19/03/26	001765	ULSD 10PPM	MUKINBUDIN OPT	34.83	2.7190	8.61	94.70
26/03/26	002149	ULSD 10PPM	MUKINBUDIN OPT	33.10	3.0390	9.15	100.59
TOTALS FOR THIS CARD				136.36		31.80	349.76
CARD: ██████████		VEHICLE REGISTRATION: <b>VEHICLE REGISTRATION: 2 F</b>					
09/03/26	001150	ULSD 10PPM	MUKINBUDIN OPT	742.61	2.0490	138.33	1,521.61
17/03/26	001607	ULSD 10PPM	MUKINBUDIN OPT	382.00	2.6190	90.95	1,000.46
17/03/26	001610	ULSD 10PPM	MUKINBUDIN OPT	381.94	2.6190	90.94	1,000.30
17/03/26	001613	ULSD 10PPM	MUKINBUDIN OPT	381.99	2.6190	90.95	1,000.43
19/03/26	001719	ULSD 10PPM	MUKINBUDIN OPT	367.95	2.7190	90.95	1,000.46
25/03/26	002057	ULSD 10PPM	MUKINBUDIN OPT	329.22	3.0390	90.96	1,000.50
25/03/26	002060	ULSD 10PPM	MUKINBUDIN OPT	149.08	3.0390	41.19	453.05
TOTALS FOR THIS CARD				2,734.79		634.27	6,976.81
CARD: ██████████		VEHICLE REGISTRATION: <b>VEHICLE REGISTRATION: MBL1742</b>					
26/03/26	002170	ULSD 10PPM	MUKINBUDIN OPT	75.15	3.0390	20.76	228.38
TOTALS FOR THIS CARD				75.15		20.76	228.38
<b>CARD TOTALS</b>						<b>1,638.07</b>	<b>18,017.67</b>
<b>TOTAL OF NEW INVOICES THIS BILLING PERIOD</b>						<b>1,678.64</b>	<b>18,463.94</b>



## SHIRE OF MUKINBUDIN

### MONTHLY FINANCIAL REPORT (Containing the Statement of Financial Activity) FOR THE PERIOD ENDED 31 MARCH 2026

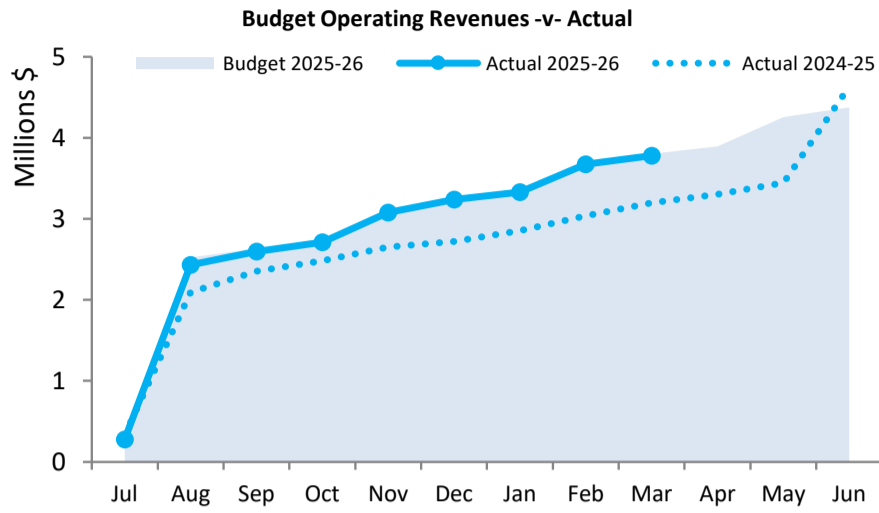
*LOCAL GOVERNMENT ACT 1995  
LOCAL GOVERNMENT (FINANCIAL MANAGEMENT) REGULATIONS 1996*

#### TABLE OF CONTENTS

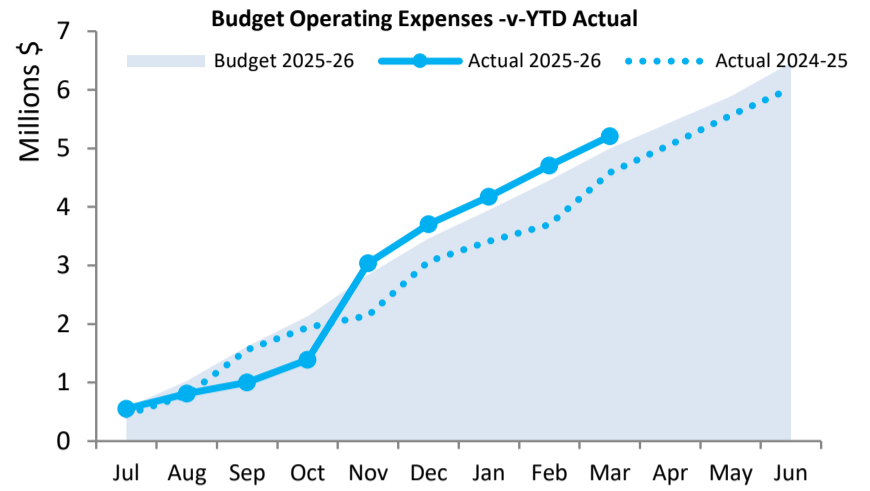
Summary Information - Graphs	2
Statement of Financial Activity by Nature	5
Statement of Financial Activity by Program	7
Statement of Financial position	8
Basis of Preparation	9
Note 1 Statement of Financial Activity Information	10
Note 2 Explanation of Material Variances	12
Note 3 Cash and Financial Assets	13
Note 4 Receivables	14
Note 5 Other Current Assets	15
Note 6 Payables	16
Note 7 Rate Revenue	17
Note 8 Disposal of Assets	18
Note 9 Capital Acquisitions	19
Note 10 Borrowings	21
Note 11 Lease Liabilities	22
Note 12 Reserve Accounts	23
Note 13 Other Current Liabilities	24
Note 14 Operating grants and contributions	25
Note 15 Non operating grants and contributions	26
Note 16 Bonds & Deposits Held and Trust Funds	27
Note 17 Budget Amendments	28

OPERATING ACTIVITIES

OPERATING REVENUE

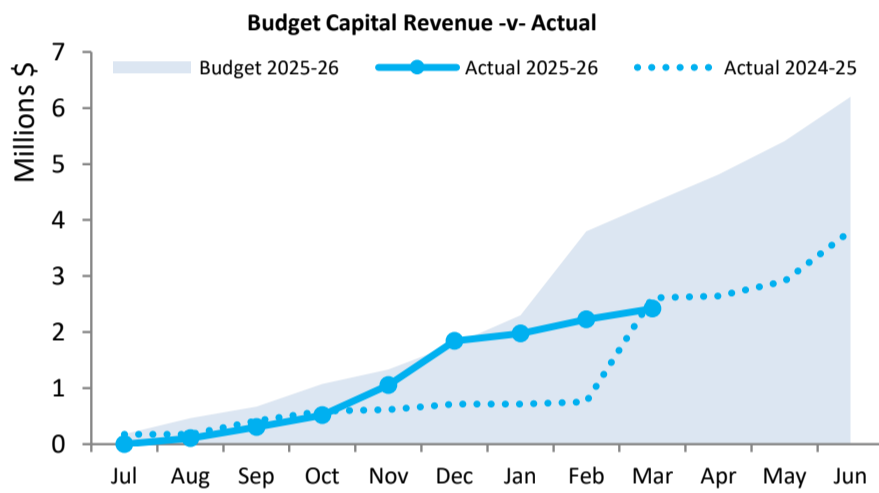


OPERATING EXPENSES

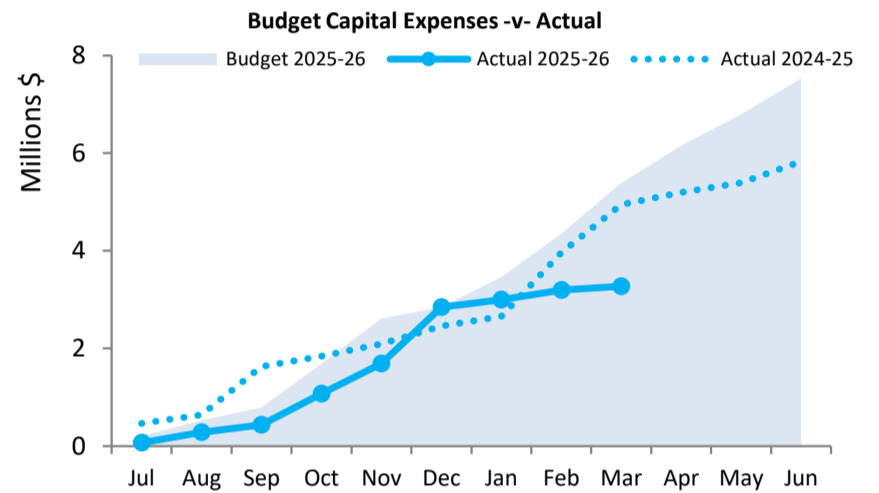


INVESTING ACTIVITIES

CAPITAL REVENUE

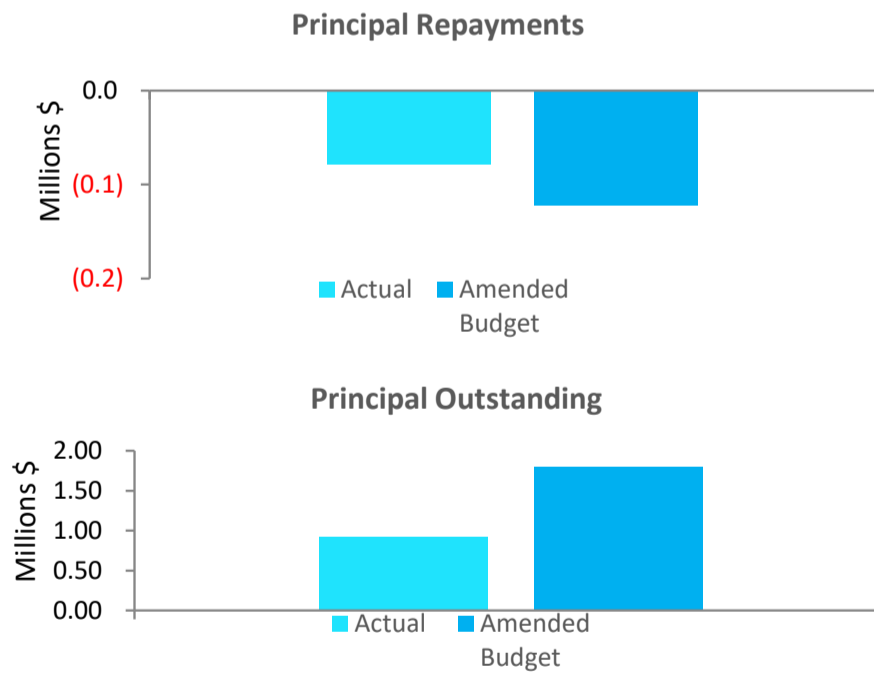


CAPITAL EXPENSES

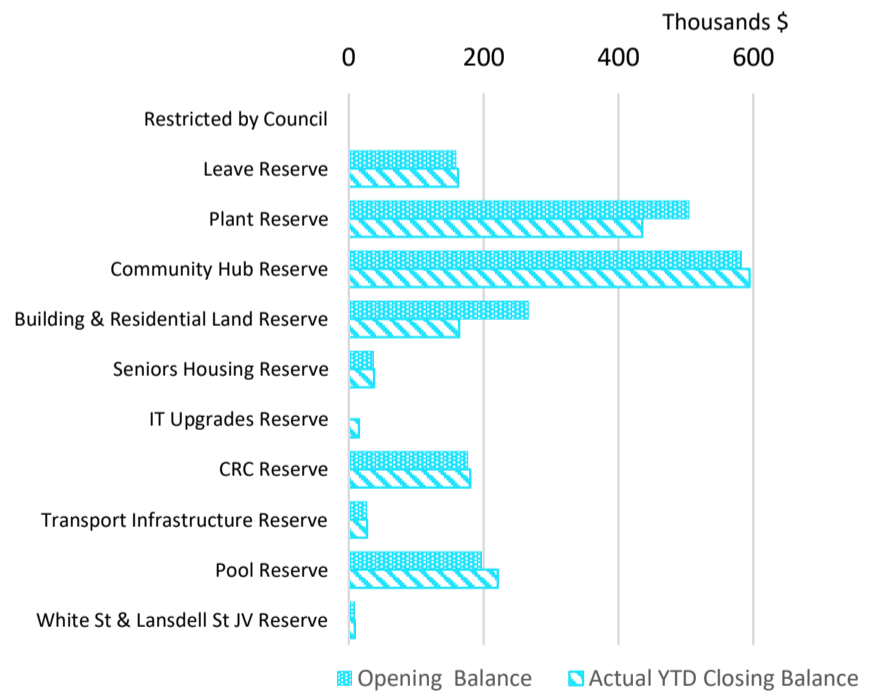


FINANCING ACTIVITIES

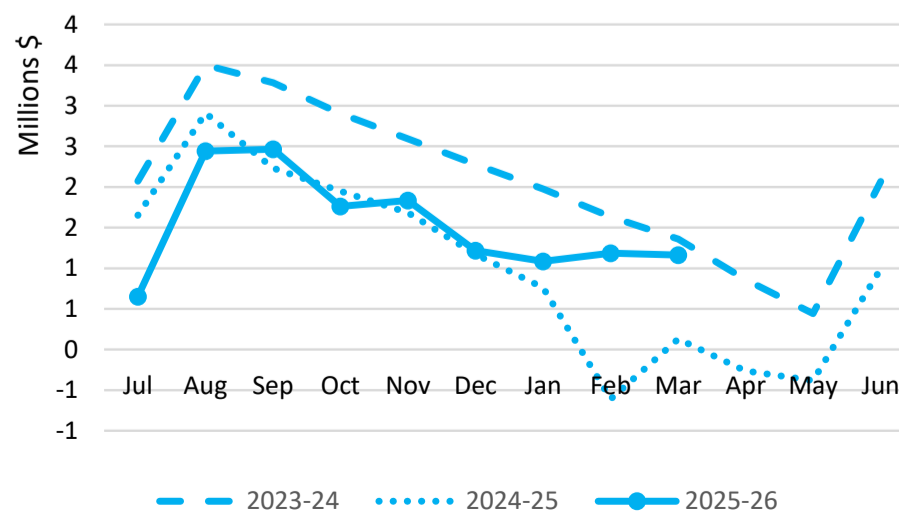
BORROWINGS



RESERVES



Closing funding surplus / (deficit)



Funding surplus / (deficit) Components

Funding surplus / (deficit)				
	Adopted Budget	YTD Budget (a)	YTD Actual (b)	Var. \$ (b)-(a)
Opening	\$0.80 M	\$1.00 M	\$1.00 M	\$0.00 M
Closing	(\$0.00 M)	\$0.59 M	\$1.16 M	\$0.57 M

Refer to Statement of Financial Activity

Cash and cash equivalents		
	\$	% of total
Unrestricted Cash	\$1.32 M	41.5%
Restricted Cash	\$1.86 M	58.5%
<b>Total</b>	<b>\$3.18 M</b>	

Refer to Note 3 - Cash and Financial Assets

Payables		
	\$	% Outstanding
Trade Payables	\$0.01 M	
0 to 30 Days		100.0%
Over 30 Days		0.0%
Over 90 Days		0%

Refer to Note 6 - Payables

Receivables		
	\$	% Collected
Rates Receivable	\$0.07 M	95.84%
Trade Receivable	\$0.54 M	
Over 30 Days		0.2%
Over 90 Days		0.2%

Refer to Note 4 - Receivables

Key Operating Activities

Amount attributable to operating activities			
Adopted Budget	YTD Budget (a)	YTD Actual (b)	Var. \$ (b)-(a)
\$0.32 M	\$0.68 M	\$1.02 M	\$0.35 M

Refer to Statement of Financial Activity

Rates Revenue		
	\$	% Variance
YTD Actual	\$1.71 M	
YTD Budget	\$1.71 M	(0.1%)

Refer to Statement of Financial Activity

Operating Grants and Contributions		
	\$	% Variance
YTD Actual	\$1.17 M	
YTD Budget	\$1.15 M	1.5%

Refer to Note 14 - Operating Grants and Contributions

Fees and Charges		
	\$	% Variance
YTD Actual	\$0.76 M	
YTD Budget	\$0.77 M	(1.3%)

Refer to Statement of Financial Activity

Key Investing Activities

Amount attributable to investing activities			
Adopted Budget	YTD Budget (a)	YTD Actual (b)	Var. \$ (b)-(a)
(\$2.46 M)	(\$2.32 M)	(\$0.89 M)	\$1.43 M

Refer to Statement of Financial Activity

Proceeds on sale		
	\$	%
YTD Actual	\$0.17 M	
Adopted Budget	\$0.23 M	(26.3%)

Refer to Note 8 - Disposal of Assets

Asset Acquisition		
	\$	% Spent
YTD Actual	\$3.06 M	
Adopted Budget	\$6.82 M	(55.2%)

Refer to Note 9 - Capital Acquisitions

Capital Grants		
	\$	% Received
YTD Actual	\$2.00 M	
Adopted Budget	\$4.08 M	(51.0%)

Refer to Note 9 - Capital Acquisitions

Key Financing Activities

Amount attributable to financing activities			
Adopted Budget	YTD Budget (a)	YTD Actual (b)	Var. \$ (b)-(a)
\$1.34 M	\$1.24 M	\$0.03 M	(\$1.21 M)

Refer to Statement of Financial Activity

Borrowings		
	\$	
Principal repayments	\$0.08 M	
Interest expense	\$0.02 M	
Principal due	\$0.92 M	

Refer to Note 10 - Borrowings

Reserves		
	\$	%
Reserves balance	\$1.84 M	
Interest earned	\$0.04 M	0.0%

Refer to Note 12 - Cash Reserves

Lease Liability		
	\$	
Principal repayments	\$0.00 M	
Interest expense	\$0.00 M	
Principal due	\$0.00 M	

Refer to Note 11 - Lease Liabilities

This information is to be read in conjunction with the accompanying Financial Statements and notes.

**KEY TERMS AND DESCRIPTIONS  
FOR THE PERIOD ENDED 31 MARCH 2026**

**NATURE DESCRIPTIONS**

**REVENUE**

**RATES**

All rates levied under the *Local Government Act 1995*. Includes general, differential, specified area rates, minimum rates, interim rates, back rates, ex-gratia rates, less discounts and concessions offered. Excludes administration fees, interest on instalments, interest on arrears, service charges and sewerage rates.

**GRANTS, SUBSIDIES AND CONTRIBUTIONS**

Refers to all amounts received as grants, subsidies and contributions that are not non-operating grants.

**CAPITAL GRANTS, SUBSIDIES AND CONTRIBUTIONS**

Amounts received specifically for the acquisition, construction of new or the upgrading of identifiable non financial assets paid to a local government, irrespective of whether these amounts are received as capital grants, subsidies, contributions or donations.

**REVENUE FROM CONTRACTS WITH CUSTOMERS**

Revenue from contracts with customers is recognised when the local government satisfies its performance obligations under the contract.

**FEES AND CHARGES**

Revenues (other than service charges) from the use of facilities and charges made for local government services, sewerage rates, rentals, hire charges, fee for service, photocopying charges, licences, sale of goods or information, fines, penalties and administration fees. Local governments may wish to disclose more detail such as rubbish collection fees, rental of property, fines and penalties, and other fees and charges.

**SERVICE CHARGES**

Service charges imposed under *Division 6 of Part 6 of the Local Government Act 1995. Regulation 54 of the Local Government (Financial Management) Regulations 1996* identifies these as television and radio broadcasting, underground electricity and neighbourhood surveillance services. Exclude rubbish removal charges.

**INTEREST REVENUE**

Interest and other items of a similar nature received from bank and investment accounts, interest on rate instalments, interest on rate arrears and interest on debtors.

**OTHER REVENUE**

Other revenue, which can not be classified under the above headings, includes dividends, discounts, rebates, reimbursements etc.

**PROFIT ON ASSET DISPOSAL**

Excess of assets received over the net book value for assets on their disposal.

**EXPENSES**

**EMPLOYEE COSTS**

All costs associated with the employment of person such as salaries, wages, allowances, benefits such as vehicle and housing, superannuation, employment expenses, removal expenses, relocation expenses, worker's compensation insurance, training costs, conferences, safety expenses, medical examinations, fringe benefit tax, etc.

**MATERIALS AND CONTRACTS**

All expenditures on materials, supplies and contracts not classified under other headings. These include supply of goods and materials, legal expenses, maintenance agreements, communication expenses, advertising expenses, membership, periodicals, publications, hire expenses, rental, postage and freight etc. Local governments may wish to disclose more detail such as contract services, consultancy, information technology, rental or lease expenditures.

**UTILITIES (GAS, ELECTRICITY, WATER)**

Expenditures made to the respective agencies for the provision of power, gas or water. Exclude expenditures incurred for the reinstatement of roadwork on behalf of these agencies.

**INSURANCE**

All insurance other than worker's compensation and health benefit insurance included as a cost of employment.

**LOSS ON ASSET DISPOSAL**

Shortfall between the value of assets received over the net book value for assets on their disposal.

**DEPRECIATION**

Depreciation expense raised on all classes of assets. Excluding Land.

**FINANCE COSTS**

Interest and other costs of finance paid, including costs of finance for loan debentures, overdraft accommodation and refinancing expenses.

**OTHER EXPENDITURE**

Statutory fees, taxes, allowance for impairment of assets, member's fees or State taxes. Donations and subsidies made to community groups.

STATEMENT OF FINANCIAL ACTIVITY  
FOR THE PERIOD ENDED 31 MARCH 2026

BY NATURE

	Ref	Adopted Annual Budget	Amended Annual Budget	YTD Budget	YTD Actual	Variance \$	Variance %	Var.
	Note	(a)	(d)	(b)	(c)	(c) - (b)	((c) - (b))/(b)	▲▼
		\$	\$	\$	\$	\$	%	
<b>OPERATING ACTIVITIES</b>								
<b>Revenue from operating activities</b>								
Rates		1,713,871	1,713,871	1,713,374	<b>1,711,023</b>	(2,351)	(0.14%)	
Operating grants, subsidies and contributions	14	1,504,673	1,461,373	1,151,712	<b>1,168,911</b>	17,199	1.49%	
Fees and charges		926,885	984,971	766,634	<b>756,726</b>	(9,908)	(1.29%)	
Interest revenue		117,130	117,130	88,134	<b>58,610</b>	(29,524)	(33.50%)	▼
Other revenue		59,490	89,825	76,174	<b>76,419</b>	245	0.32%	
Profit on disposal of assets	8	0	8,180	8,180	<b>8,180</b>	0	0.00%	
		<b>4,322,049</b>	<b>4,375,349</b>	<b>3,804,208</b>	<b>3,779,869</b>	(24,339)	(0.64%)	
<b>Expenditure from operating activities</b>								
Employee costs		(1,886,242)	(1,894,883)	(1,462,305)	<b>(1,329,636)</b>	132,668	9.07%	
Materials and contracts		(1,582,383)	(1,514,350)	(1,213,148)	<b>(1,002,147)</b>	211,001	17.39%	▲
Utility charges		(251,893)	(252,493)	(202,864)	<b>(186,748)</b>	16,116	7.94%	
Depreciation on non-current assets		(2,353,240)	(2,353,240)	(1,716,518)	<b>(2,299,579)</b>	(583,061)	(33.97%)	▼
Finance costs		(31,294)	(30,809)	(20,767)	<b>(17,901)</b>	2,866	13.80%	
Insurance expenses		(177,831)	(178,999)	(179,037)	<b>(171,603)</b>	7,434	4.15%	
Other expenditure		(79,103)	(79,103)	(45,909)	<b>(42,346)</b>	3,563	7.76%	
Loss on disposal of assets	8	0	(157,942)	(157,942)	<b>(157,942)</b>	(0)	(0.00%)	
		<b>(6,361,986)</b>	<b>(6,461,819)</b>	<b>(4,998,490)</b>	<b>(5,207,902)</b>	(209,413)	4.19%	
Non-cash amounts excluded from operating activities	1(a)	2,359,724	2,509,486	1,872,764	<b>2,452,586</b>	579,822	30.96%	▲
<b>Amount attributable to operating activities</b>		<b>319,787</b>	<b>423,016</b>	<b>678,483</b>	<b>1,024,553</b>	346,070	51.01%	▲
<b>INVESTING ACTIVITIES</b>								
<b>Inflows from investing activities</b>								
Proceeds from capital grants, subsidies and contributions	15	4,079,104	4,218,603	2,653,052	<b>1,999,607</b>	(653,445)	(24.63%)	▼
Proceeds from disposal of assets	8	280,000	228,544	228,543	<b>168,544</b>	(59,999)	(26.25%)	▼
		<b>4,359,104</b>	<b>4,447,147</b>	<b>2,881,595</b>	<b>2,168,151</b>	(713,444)	(24.76%)	▼
<b>Outflows from investing activities</b>								
Payments for inventories, property, plant and equipment and infrastructure	9	(6,821,623)	(7,232,494)	(5,206,494)	<b>(3,058,447)</b>	2,148,047	41.26%	▲
		<b>(6,821,623)</b>	<b>(7,232,494)</b>	<b>(5,206,494)</b>	<b>(3,058,447)</b>	2,148,047	(41.26%)	
<b>Amount attributable to investing activities</b>		<b>(2,462,519)</b>	<b>(2,785,347)</b>	<b>(2,324,899)</b>	<b>(890,297)</b>	1,434,602	(61.71%)	
<b>FINANCING ACTIVITIES</b>								
<b>Inflows from financing activities</b>								
Proceeds from new debentures	10	925,528	925,528	925,528	<b>0</b>	(925,528)	(100.00%)	▼
Transfer from reserves	12	654,672	824,672	497,336	<b>250,000</b>	(247,336)	(49.73%)	▼
		<b>1,580,200</b>	<b>1,750,200</b>	<b>1,422,864</b>	<b>250,000</b>	(1,172,864)	(82.43%)	▼
<b>Outflows from financing activities</b>								
Repayment of borrowings	10	(121,633)	(121,633)	(76,002)	<b>(78,108)</b>	(2,106)	(2.77%)	
Transfer to reserves	12	(114,948)	(177,128)	(106,632)	<b>(137,573)</b>	(30,941)	(29.02%)	▼
		<b>(236,581)</b>	<b>(298,761)</b>	<b>(182,634)</b>	<b>(215,681)</b>	(33,047)	18.09%	
<b>Amount attributable to financing activities</b>		<b>1,343,619</b>	<b>1,451,439</b>	<b>1,240,230</b>	<b>34,319</b>	(1,205,911)	(97.23%)	▼
<b>MOVEMENT IN SURPLUS OR DEFICIT</b>								
Surplus or deficit at the start of the financial year	1(c)	799,111	995,468	995,468	<b>995,468</b>	0	0.00%	
Amount attributable to operating activities		319,787	423,016	678,483	<b>1,024,553</b>	346,070	51.01%	
Amount attributable to investing activities		(2,462,519)	(2,785,347)	(2,324,899)	<b>(890,297)</b>	1,434,602	(61.71%)	
Amount attributable to financing activities		1,343,619	1,451,439	1,240,230	<b>34,319</b>	(1,205,911)	(97.23%)	
<b>Surplus or deficit at the end of the financial year</b>	1(c)	<b>(2)</b>	<b>84,576</b>	<b>589,281</b>	<b>1,164,043</b>	574,762	97.54%	▲

KEY INFORMATION

▲▼ Indicates a variance between Year to Date (YTD) Budget and YTD Actual data as per the adopted materiality threshold.

Refer to Note 2 for an explanation of the reasons for the variance.

This statement is to be read in conjunction with the accompanying Financial Statements and Notes.

Shire operations as disclosed in these financial statements encompass the following service orientated activities/programs.

<b>PROGRAM NAME AND OBJECTIVES</b>	<b>ACTIVITIES</b>
<p><b>GOVERNANCE</b> To provide a decision making process for the efficient allocation of scarce resources.</p>	Administration and operation of facilities and services to members of Council; other costs that relate to the task of assisting elected members and reatepayers on matters which do not concern specific council services.
<p><b>GENERAL PURPOSE FUNDING</b> To provide a decision making process for the efficient allocation of scarce resources.</p>	Rates, general purpose government grants and interest revenue.
<p><b>LAW, ORDER, PUBLIC SAFETY</b> To provide services to ensure a safer community.</p>	Supervision of various by-laws, fire prevention, emergency services and animal control.
<p><b>HEALTH</b> To provide an operational framework for good community health.</p>	Food quality and pest control, immunisation services, inspection of abattior and operation of child health clinic.
<p><b>EDUCATION AND WELFARE</b> To provide appropriate care to the aged and disabled.</p>	Provision of Home and Community Care, maintenance to playgroup and community resource centre buildings.
<p><b>HOUSING</b> To provide adequate staff and community housing.</p>	Maintenance of Staff and community housing, collection of various rents.
<p><b>COMMUNITY AMENITIES</b> Provide services required by the Community.</p>	Rubbish collection services, operation of tips, noise control, administration of the town planning scheme, maintenance of cemeteries, storm water drainage maintenance.
<p><b>RECREATION AND CULTURE</b> To establish and manage efficiently infrastructure and resources which will help the social well being of the community.</p>	Maintenance of halls, the aquatic centre, recreation centres and various reserves; operation of library.
<p><b>TRANSPORT</b> To provide effective and efficient transport services to the Community.</p>	Construction and maintenance of streets, roads, bridges, cleaning and lighting of streets, depot maintenance and airstrip maintenance.
<p><b>ECONOMIC SERVICES</b> To help promote the shire and improve its economic wellbeing.</p>	The regulation and provision of tourism, area promotion, building control, noxious weeds, vermin control and standpipes.
<p><b>OTHER PROPERTY AND SERVICES</b> The provision of private works to the public and the maintenance of cost pools for plant, operating, public works overheads and administration costs.</p>	Private Works Operations, plant repairs and operation costs.

STATEMENT OF FINANCIAL ACTIVITY  
FOR THE PERIOD ENDED 31 MARCH 2026

BY PROGRAM

	Note	Adopted Annual Budget \$	Amended Annual Budget \$ (d)	YTD Budget \$ (a)	YTD Actual \$ (b)	Var. \$ (b)-(a)	Var. % (b)-(a)/(a)	Var. ▲▼
<b>OPERATING ACTIVITIES</b>								
<b>Revenue from operating activities</b>								
Governance		500	500	500	0	(500)	(100.00%)	
General Purpose Funding - Rates	6	1,713,871	1,713,871	1,713,374	1,711,023	(2,351)	(0.14%)	
General Purpose Funding - Other		1,199,500	1,224,584	919,694	897,048	(22,646)	(2.46%)	
Law, Order and Public Safety		23,910	17,917	14,864	13,168	(1,696)	(11.41%)	
Health		0	0	0	0	0	0.00%	
Education and Welfare		255,112	191,471	151,406	171,116	19,710	13.02%	▲
Housing		353,641	397,116	298,641	303,182	4,541	1.52%	
Community Amenities		87,900	96,305	96,264	96,315	51	0.05%	
Recreation and Culture		37,888	40,382	34,500	24,185	(10,315)	(29.90%)	
Transport		215,681	215,681	211,078	212,489	1,411	0.67%	
Economic Services		373,238	394,138	295,709	291,221	(4,488)	(1.52%)	
Other Property and Services		60,808	83,384	68,179	60,122	(8,057)	(11.82%)	
		4,322,049	4,375,349	3,804,208	3,779,869	(24,339)	(0.64%)	
<b>Expenditure from operating activities</b>								
Governance		(581,205)	(584,485)	(438,960)	(398,345)	40,615	9.25%	
General Purpose Funding		(136,362)	(139,362)	(104,380)	(99,131)	5,248	5.03%	
Law, Order and Public Safety		(96,234)	(96,234)	(74,774)	(60,890)	13,884	18.57%	▲
Health		(147,192)	(152,192)	(109,253)	(101,472)	7,781	7.12%	
Education and Welfare		(417,444)	(367,430)	(278,540)	(280,376)	(1,836)	(0.66%)	
Housing		(514,458)	(517,480)	(369,849)	(380,037)	(10,188)	(2.75%)	
Community Amenities		(285,085)	(264,935)	(200,474)	(168,282)	32,192	16.06%	▲
Recreation and Culture		(1,079,188)	(1,087,499)	(906,503)	(870,362)	36,141	3.99%	
Transport		(2,465,004)	(2,389,171)	(1,789,495)	(2,208,982)	(419,487)	(23.44%)	▼
Economic Services		(522,548)	(717,717)	(579,920)	(613,125)	(33,205)	(5.73%)	
Other Property and Services		(117,266)	(145,313)	(146,342)	(26,900)	119,442	81.62%	▲
		(6,361,986)	(6,461,819)	(4,998,490)	(5,207,902)	(209,413)	(4.19%)	
Non-cash amounts excluded from operating activities	1(a)	2,359,724	2,509,486	1,872,764	2,452,586	579,822	30.96%	▲
<b>Amount attributable to operating activities</b>		<b>319,787</b>	<b>423,016</b>	<b>678,483</b>	<b>1,024,553</b>	<b>346,070</b>	<b>51.01%</b>	<b>▲</b>
<b>INVESTING ACTIVITIES</b>								
<b>Inflows from investing activities</b>								
Proceeds from capital grants, subsidies and contributions	15	4,079,104	4,218,603	2,653,052	1,999,607	(653,445)	(24.63%)	▼
Proceeds from Disposal of Assets	8	280,000	228,544	228,543	168,544	(59,999)	(26.25%)	▼
Proceeds from financial assets at amortised cost - self supporting loans	10	0	0	0	0	0	0.00%	
		4,359,104	4,447,147	2,881,595	2,168,151	(713,444)	(24.76%)	▼
<b>Outflows from investing activities</b>								
Payments for financial assets at amortised cost - self supporting loans	10	0	0	0	0	0	0.00%	
Payments for inventories, property, plant and equipment and infrastructure	9	(6,821,623)	(7,232,494)	(5,206,494)	(3,058,447)	2,148,047	41.26%	▲
		(6,821,623)	(7,232,494)	(5,206,494)	(3,058,447)	2,148,047	41.26%	▲
<b>Amount attributable to investing activities</b>		<b>(2,462,519)</b>	<b>(2,785,347)</b>	<b>(2,324,899)</b>	<b>(890,297)</b>	<b>1,434,602</b>	<b>(61.71%)</b>	
<b>FINANCING ACTIVITIES</b>								
<b>Inflows from financing activities</b>								
Proceeds from New Debentures	10	925,528	925,528	925,528	0	(925,528)	(100.00%)	▼
Transfer from Reserves	12	654,672	824,672	497,336	250,000	(247,336)	(49.73%)	▼
Transfer from Restricted Cash - Other		0	0	0	0	0	0.00%	
		1,580,200	1,750,200	1,422,864	250,000	(1,172,864)	(82.43%)	▼
<b>Outflows from financing activities</b>								
Payments for principal portion of lease liabilities	11	0	0	0	0	0	0.00%	
Repayment of Debentures	10	(121,633)	(121,633)	(76,002)	(78,108)	(2,106)	(2.77%)	
Transfer to Reserves	12	(114,948)	(177,128)	(106,632)	(137,573)	(30,941)	(29.02%)	▼
Transfer to Restricted Cash - Other		0	0	0	0	0	0.00%	
		(236,581)	(298,761)	(182,634)	(215,681)	(33,047)	(18.09%)	▼
<b>Amount attributable to financing activities</b>		<b>1,343,619</b>	<b>1,451,439</b>	<b>1,240,230</b>	<b>34,319</b>	<b>(1,205,911)</b>	<b>(97.23%)</b>	<b>▼</b>
<b>MOVEMENT IN SURPLUS OR DEFICIT</b>								
<b>Surplus or deficit at the start of the financial year</b>	1	799,111	995,468	995,468	995,468	0	0.00%	
Amount attributable to operating activities		319,787	423,016	678,483	1,024,553	346,070	51.01%	
Amount attributable to investing activities		(2,462,519)	(2,785,347)	(2,324,899)	(890,297)	1,434,602	(61.71%)	
Amount attributable to financing activities		1,343,619	1,451,439	1,240,230	34,319	(1,205,911)	(97.23%)	
<b>Surplus or deficit at the end of the financial year</b>	1	<b>(2)</b>	<b>84,576</b>	<b>589,281</b>	<b>1,164,043</b>	<b>574,762</b>	<b>97.54%</b>	<b>▲</b>

KEY INFORMATION

▲▼ Indicates a variance between Year to Date (YTD) Budget and YTD Actual data as per the adopted materiality threshold.

This statement is to be read in conjunction with the accompanying Financial Statements and notes.

**SHIRE OF MUKINBUDIN**  
**STATEMENT OF FINANCIAL POSITION**  
**FOR THE PERIOD ENDED 31 MARCH 2026**

	30 June 2025	31 March 2026
	\$	\$
<b>CURRENT ASSETS</b>		
Cash and cash equivalents	3,011,627	3,181,359
Trade and other receivables	63,810	688,562
Inventories	51,767	26,108
Other assets	56,495	12,502
<b>TOTAL CURRENT ASSETS</b>	<b>3,413,259</b>	<b>3,908,532</b>
<b>NON-CURRENT ASSETS</b>		
Trade and other receivables	3,375	3,375
Other financial assets	59,715	59,715
Inventories	243,937	189,937
Property, plant and equipment	16,208,301	16,193,207
Infrastructure	74,282,105	74,791,761
<b>TOTAL NON-CURRENT ASSETS</b>	<b>90,797,433</b>	<b>91,237,995</b>
<b>TOTAL ASSETS</b>	<b>94,210,692</b>	<b>95,146,528</b>
<b>CURRENT LIABILITIES</b>		
Trade and other payables	363,330	160,129
Other liabilities	73,069	720,937
Borrowings	121,633	43,526
Employee related provisions	183,068	180,769
<b>TOTAL CURRENT LIABILITIES</b>	<b>741,099</b>	<b>1,105,361</b>
<b>NON-CURRENT LIABILITIES</b>		
Borrowings	871,544	871,544
Employee related provisions	11,612	11,612
<b>TOTAL NON-CURRENT LIABILITIES</b>	<b>883,155</b>	<b>883,155</b>
<b>TOTAL LIABILITIES</b>	<b>1,624,254</b>	<b>1,988,516</b>
<b>NET ASSETS</b>	<b>92,586,438</b>	<b>93,158,012</b>
<b>EQUITY</b>		
Retained surplus	48,475,345	49,159,346
Reserve accounts	1,956,976	1,844,549
Revaluation surplus	42,154,116	42,154,116
<b>TOTAL EQUITY</b>	<b>92,586,438</b>	<b>93,158,012</b>

This statement is to be read in conjunction with the accompanying notes.

**BASIS OF PREPARATION**

The financial report has been prepared in accordance with Australian Accounting Standards (as they apply to local governments and not-for-profit entities) and interpretations of the Australian Accounting Standards Board, and the *Local Government Act 1995* and accompanying Regulations.

The *Local Government Act 1995* and accompanying Regulations take precedence over Australian Accounting Standards where they are inconsistent.

The *Local Government (Financial Management) Regulations 1996* specify that vested land is a right-of-use asset to be measured at cost, and is considered a zero cost concessionary lease. All right-of-use assets under zero cost concessionary leases are measured at zero cost rather than at fair value, except for vested improvements on concessionary land leases such as roads, buildings or other infrastructure which continue to be reported at fair value, as opposed to the vested land which is measured at zero cost. The measurement of vested improvements at fair value is a departure from AASB 16 which would have required the Shire to measure any vested improvements at zero cost.

Accounting policies which have been adopted in the preparation of this financial report have been consistently applied unless stated otherwise. Except for cash flow and rate setting information, the financial report has been prepared on the accrual basis and is based on historical costs, modified, where applicable, by the measurement at fair value of selected non-current assets, financial assets and liabilities.

**THE LOCAL GOVERNMENT REPORTING ENTITY**

All funds through which the Shire controls resources to carry on its functions have been included in the financial statements forming part of this financial report.

All monies held in the Trust Fund are excluded from the financial statements. A separate statement of those monies appears at Note 16 to these financial statements.

**SIGNIFICANT ACCOUNTING POLICES**

**CRITICAL ACCOUNTING ESTIMATES**

The preparation of a financial report in conformity with Australian Accounting Standards requires management to make judgements, estimates and assumptions that effect the application of policies and reported amounts of assets and liabilities, income and expenses.

The estimates and associated assumptions are based on historical experience and various other factors believed to be reasonable under the circumstances; the results of which form the basis of making the judgements about carrying values of assets and liabilities not readily apparent from other sources. Actual results may differ from these estimates.

The balances, transactions and disclosures impacted by accounting estimates are as follows:

- estimation of fair values of certain financial assets
- estimation of fair values of fixed assets shown at fair value
- impairment of financial assets

**GOODS AND SERVICES TAX**

Revenues, expenses and assets are recognised net of the amount of GST, except where the amount of GST incurred is not recoverable from the Australian Taxation Office (ATO). Receivables and payables are stated inclusive of GST receivable or payable. The net amount of GST recoverable from, or payable to, the ATO is included with receivables or payables in the statement of financial position. Cash flows are presented on a gross basis. The GST components of cash flows arising from investing or financing activities which are recoverable from, or payable to, the ATO are presented as operating cash flows.

**ROUNDING OFF FIGURES**

All figures shown in this statement are rounded to the nearest dollar.

(a) Non-cash items excluded from operating activities

The following non-cash revenue and expenditure has been excluded from operating activities within the Statement of Financial Activity in accordance with *Financial Management Regulation 32*.

	Notes	Adopted Budget	Amended Budget	YTD Budget (a)	YTD Actual (b)
		\$	\$	\$	\$
<b>Non-cash items excluded from operating activities</b>					
<b>Adjustments to operating activities</b>					
Less: Profit on asset disposals	8	0	(8,180)	(8,180)	(8,180)
Less: Movement in liabilities associated with restricted cash		6,484	6,484	6,484	3,245
Add: Loss on asset disposals	8	0	157,942	157,942	157,942
Add: Depreciation on assets		2,353,240	2,353,240	1,716,518	2,299,579
<b>Total non-cash items excluded from operating activities</b>		<b>2,359,724</b>	<b>2,509,486</b>	<b>1,872,764</b>	<b>2,452,586</b>

(b) Adjustments to net current assets in the Statement of Financial Activity

The following current assets and liabilities have been excluded from the net current assets used in the Statement of Financial Activity in accordance with *Financial Management Regulation 32* to agree to the surplus/(deficit) after imposition of general rates.

		Adopted Budget Opening 30 June 2025	Amended Budget Opening 30 June 2025	Last Year Closing 30 June 2025	Year to Date 31 March 2026
<b>Adjustments to net current assets</b>					
Less: Reserves - restricted cash	12	(1,956,976)	(1,956,976)	(1,956,976)	(1,844,549)
Add: Borrowings	10	121,633	121,633	121,633	43,526
Add: Current portion of employee benefit provisions held in reserve		158,652	158,652	158,650	161,895
<b>Total adjustments to net current assets</b>		<b>(1,676,691)</b>	<b>(1,676,691)</b>	<b>(1,676,693)</b>	<b>(1,639,129)</b>

(c) Net current assets used in the Statement of Financial Activity

<b>Current assets</b>					
Cash and cash equivalents	3	1,054,650	1,054,650	3,011,626	1,336,809
Financial assets at amortised cost	3	1,956,976	1,956,976	0	1,844,549
Rates receivables	4	20,568	20,568	20,568	85,752
Receivables	4	938	938	(2,186)	537,486
Other current assets	5	167,512	167,512	337,822	38,610
<b>Less: Current liabilities</b>					
Payables	6	(327,008)	(327,008)	(317,900)	(94,803)
Borrowings	10	(121,633)	(121,633)	(121,633)	(43,526)
Contract and Capital Grant/Contribution liabilities	13	(60,668)	(60,668)	(73,069)	(720,937)
Provisions	13	(215,533)	(215,533)	(183,068)	(180,769)
<b>Less: Total adjustments to net current assets</b>	1(b)	<b>(1,676,691)</b>	<b>(1,676,691)</b>	<b>(1,676,693)</b>	<b>(1,639,129)</b>
<b>Closing funding surplus / (deficit)</b>		<b>799,111</b>	<b>799,111</b>	<b>995,468</b>	<b>1,164,043</b>

**CURRENT AND NON-CURRENT CLASSIFICATION**

In the determination of whether an asset or liability is current or non-current, consideration is given to the time when each asset or liability is expected to be settled. Unless otherwise stated assets or liabilities are classified as current if expected to be settled within the next 12 months, being the Council's operational cycle.

NOTES TO THE STATEMENT OF FINANCIAL ACTIVITY

FOR THE PERIOD ENDED 31 MARCH 2026

NOTE 1

STATEMENT OF FINANCIAL ACTIVITY INFORMATION (ALTERNATE PRESENTATION)

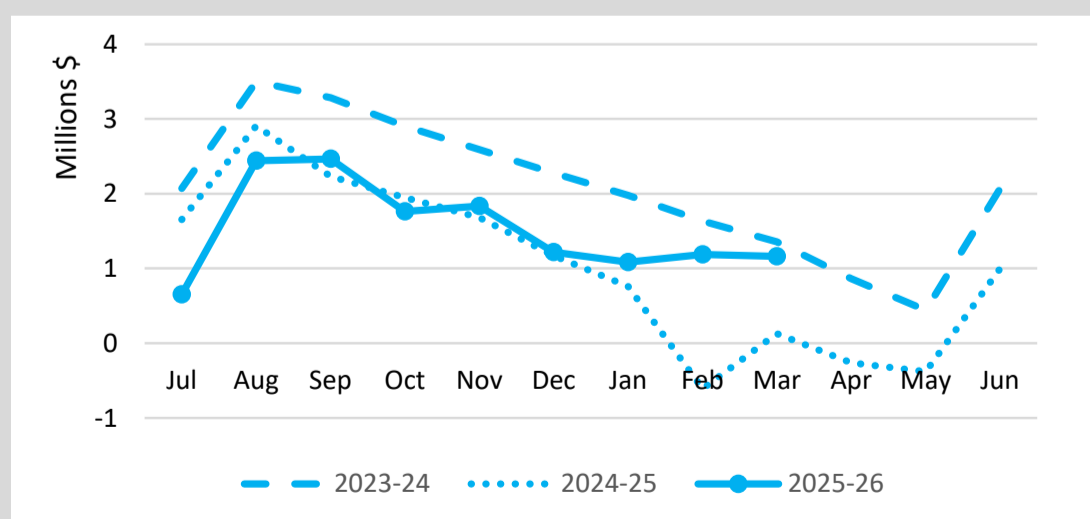
Adjusted Net Current Assets	Note	Last Years Closing 30/06/2025	This Time Last Year 31/03/2025	Year to Date Actual 31/03/2026
		\$	\$	\$
<b>Current Assets</b>				
Cash Unrestricted	3	1,027,826	753,340	1,319,272
Cash Restricted - Reserves	3	1,956,976	1,930,322	1,844,549
Cash Restricted - Bonds & Deposits	3	26,824	15,217	17,537
Other Financial Assets	5	0	0	0
Receivables - Rates	4	20,568	67,578	85,752
Receivables - Other	4	43,243	103,941	602,811
Other Assets	5	56,495	27,057	12,502
Contract Assets	5	229,560	0	0
Inventories	5	51,767	3,075	26,108
		3,413,258	2,900,529	3,908,531
<b>Less: Current Liabilities</b>				
Payables	6	(336,506)	(565,393)	(142,656)
Contract and Capital Grant/Contribution Liabilities	13	(73,069)	(160,267)	(720,937)
Bonds & Deposits	6	(26,822)	(15,215)	(17,472)
Loan Liability	10	(121,633)	(42,329)	(43,526)
Lease Liability	11	0	0	0
Provisions	13	(183,068)	(258,083)	(180,769)
		(741,098)	(1,041,287)	(1,105,360)
Less: Cash Reserves	12	(1,956,976)	(1,930,322)	(1,844,549)
Add Back: Component of Leave Liability not Required to be funded		158,650	156,488	161,895
Add Back: Loan Liability		121,633	42,329	43,526
Add Back: Lease Liability		0	0	0
Less : Loan Receivable - clubs/institutions		0	0	0
Less : Trust Transactions Within Muni		0	0	0
<b>Net Current Funding Position</b>		<b>995,468</b>	<b>127,737</b>	<b>1,164,043</b>

SIGNIFICANT ACCOUNTING POLICIES

Please see Note 1(a) for information on significant accounting policies relating to Net Current Assets.

KEY INFORMATION

The amount of the adjusted net current assets at the end of the period represents the actual surplus (or deficit if the figure is a negative) as presented on the Rate Setting Statement.



<b>This Year YTD</b>
<b>Surplus(Deficit)</b>
<b>\$1.16 M</b>
<b>Last Year YTD</b>
<b>Surplus(Deficit)</b>
<b>\$.13 M</b>

**NOTES TO THE STATEMENT OF FINANCIAL ACTIVITY  
FOR THE PERIOD ENDED 31 MARCH 2026**

**NOTE 2  
EXPLANATION OF MATERIAL VARIANCES**

The material variance thresholds are adopted annually by Council as an indicator of whether the actual expenditure or revenue varies from the year to date Actual materially.

The material variance adopted by Council for the 2025-26 year is \$11,000 or 10.00% whichever is the greater.

Nature or type	Var. \$	Var. %	Explanation of positive variances		Explanation of negative variances	
			Timing	Permanent	Timing	Permanent
	\$	%				
<b>Revenue from operating activities</b>						
Interest revenue	(29,524)	(33.50%)	▼			Interest earnings on term deposits budgeted to be received monthly and the interest on the term deposits is actually going to be received at maturity.
<b>Expenditure from operating activities</b>						
Materials and contracts	211,001	17.39%	▲	Various material and contract costs running behind budget phasing.		
Depreciation on non-current assets	(583,061)	(33.97%)	▼			Budgeted depreciation for 2025/26 will be less than actual for the year.
Non-cash amounts excluded from operating activities	579,822	30.96%	▲		Budgeted depreciation for 2025/26 will be less than actual for the year.	
<b>Investing activities</b>						
Proceeds from capital grants, subsidies and contributions	(653,445)	(24.63%)	▼			Funding associated with capital projects will be recognised as project expenditure is incurred.
Proceeds from disposal of assets	(59,999)	(26.25%)	▼			Disposal of CAT Vibrating Roller will occur after new roller is received.
Payments for inventories, property, plant and equipment and infrastructure	2,148,047	41.26%	▲	Refer to Note 9 for details of variances.		
<b>Financing activities</b>						
Proceeds from new debentures	(925,528)	(100.00%)	▼			Budgeted proceeds for new borrowings are expected to happen in May.
Transfer from reserves	(247,336)	(49.73%)	▼			Reserve transfers will be finalised when term deposit matures, before year end.
Transfer to reserves	(30,941)	(29.02%)	▼			Reserve transfers associated with interest earnings on term deposits are budgeted to be transferred to reserves monthly and the interest on the term deposits is actually going to be received at maturity.
<b>Surplus or deficit at the end of the financial year</b>	574,762	97.54%	▲	Current position is favourable compared to budgeted position.		

NOTES TO THE STATEMENT OF FINANCIAL ACTIVITY  
FOR THE PERIOD ENDED 31 MARCH 2026

OPERATING ACTIVITIES  
NOTE 3  
CASH AND FINANCIAL ASSETS

Description	Classification	Unrestricted \$	Restricted \$	Total Cash \$	Trust \$	Institution	Interest Rate	Maturity Date
<b>Cash on hand</b>								
Municipal Fund Bank	Cash and cash equivalents	185,945	0	185,945	0	Bendigo	NIL	At Call
Restricted Muni Funds Bank	Cash and cash equivalents	0	17,537	17,537	0	Bendigo	NIL	At Call
Trust Fund Bank (New 18-19)	Cash and cash equivalents	0	0	0	1	Bendigo	NIL	At Call
Cash on Hand	Cash and cash equivalents	860	0	860	0	Cash Floats	NIL	On hand
<b>At Call Deposits</b>								
Municipal Fund Savings Bank	Cash and cash equivalents	432,467	0	432,467	0	Bendigo	0.90%	At Call
<b>Term Deposits</b>								
Municipal Term Deposit Bank (Ending 398)	Cash and cash equivalents	700,000	0	700,000		Bendigo	1.85%	23/05/2026
Reserve Fund Bank	Financial assets at amortised cost	0	1,844,549	1,844,549	0	Bendigo	3.15%	30/05/2026
<b>Total</b>		<b>1,319,272</b>	<b>1,862,086</b>	<b>3,181,358</b>	<b>1</b>			
<b>Comprising</b>								
Cash and cash equivalents		1,319,272	17,537	1,336,809	1			
Financial assets at amortised cost		0	1,844,549	1,844,549	0			
		<b>1,319,272</b>	<b>1,862,086</b>	<b>3,181,358</b>	<b>1</b>			

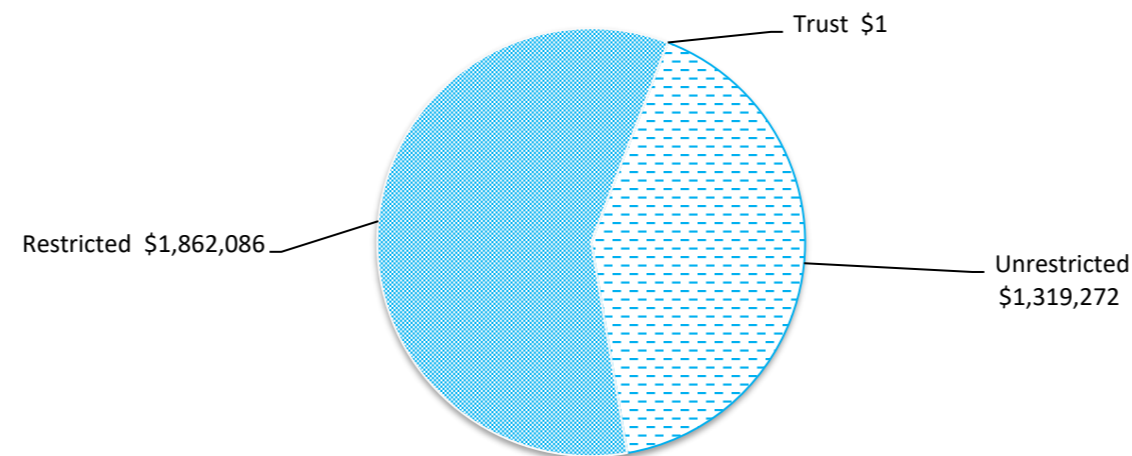
**KEY INFORMATION**

Cash and cash equivalents include cash on hand, cash at bank, deposits available on demand with banks and other short term highly liquid investments with original maturities of three months or less that are readily convertible to known amounts of cash and which are subject to an insignificant risk of changes in value. Bank overdrafts are reported as short term borrowings in current liabilities in the statement of net current assets.

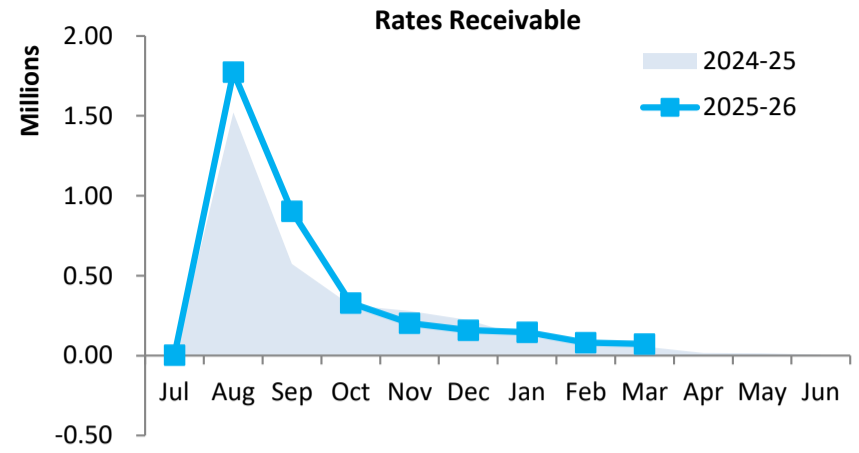
The local government classifies financial assets at amortised cost if both of the following criteria are met:

- the asset is held within a business model whose objective is to collect the contractual cashflows, and
- the contractual terms give rise to cash flows that are solely payments of principal and interest.

Financial assets at amortised cost held with registered financial institutions are listed in this note other financial assets at amortised cost are provided in Note 4 - Other assets.



Rates receivable	30 June 2025	31 Mar 2026
	\$	\$
Opening arrears previous years	21,794	5,852
Levied this year	1,711,142	1,738,707
Less - collections to date	(1,727,084)	(1,671,982)
<b>Gross rates collectable</b>	<b>5,852</b>	<b>72,577</b>
<b>Net rates collectable</b>	<b>5,852</b>	<b>72,577</b>
% Collected	99.66%	95.84%



Receivables - general	Credit	Current	30 Days	60 Days	90+ Days	Total
	\$	\$	\$	\$	\$	\$
Receivables - general	(2,100)	594,742	44	0	1,476	594,162
Percentage	(0.4%)	100.1%	0%	0%	0.2%	
<b>Balance per trial balance</b>						
Sundry receivable						594,162
GST receivable						(55,594)
Allowance for impairment of receivables from contracts with customers						(1,083)
<b>Total receivables general outstanding</b>						<b>537,486</b>

Amounts shown above include GST (where applicable)

**KEY INFORMATION**

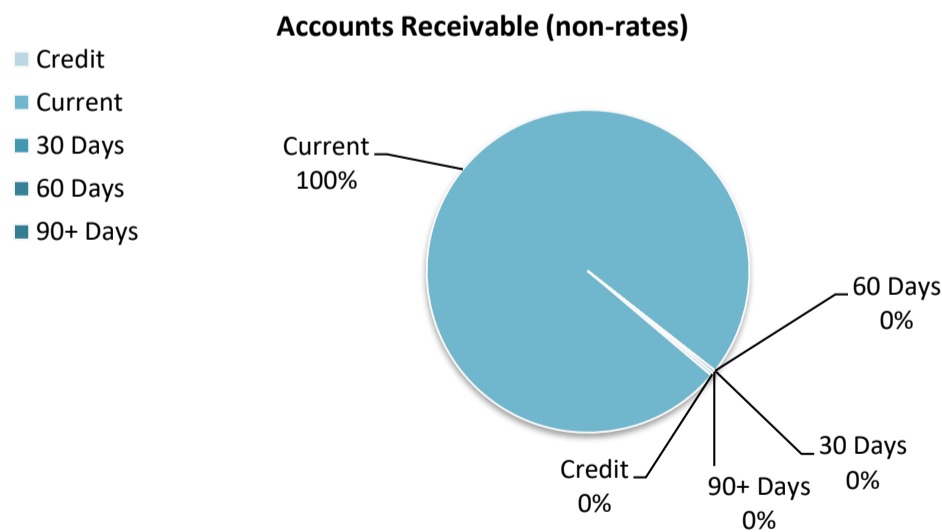
Trade and other receivables include amounts due from ratepayers for unpaid rates and service charges and other amounts due from third parties for goods sold and services performed in the ordinary course of business.

Trade receivables are recognised at original invoice amount less any allowances for uncollectable amounts (i.e. impairment). The carrying amount of net trade receivables is equivalent to fair value as it is due for settlement within 30 days.

**Classification and subsequent measurement**

Receivables which are generally due for settlement within 30 days except rates receivables which are expected to be collected within 12 months are classified as current assets. All other receivables such as, deferred pensioner rates receivable after the end of the reporting period are classified as non-current assets.

Trade and other receivables are held with the objective to collect the contractual cashflows and therefore the Shire measures them subsequently at amortised cost using the effective interest rate method.



Other current assets	Opening Balance 1 July 2025	Asset Increase	Asset Reduction	Closing Balance 31 March 2026
	\$	\$	\$	\$
<b>Inventory</b>				
Fuel and materials (including gravel)	51,767	0	(25,659)	26,108
<b>Other Assets</b>				
Prepayments	55,136	0	(42,635)	12,502
Accrued income	1,359	0	(1,359)	0
<b>Contract assets</b>				
Contract assets	229,560	0	(229,560)	0
<b>Total other current assets</b>	<b>337,822</b>	<b>0</b>	<b>(299,212)</b>	<b>38,610</b>

Amounts shown above include GST (where applicable)

#### KEY INFORMATION

##### Inventory

Inventories are measured at the lower of cost and net realisable value.

Net realisable value is the estimated selling price in the ordinary course of business less the estimated costs of completion and the estimated costs necessary to make the sale.

##### Contract assets

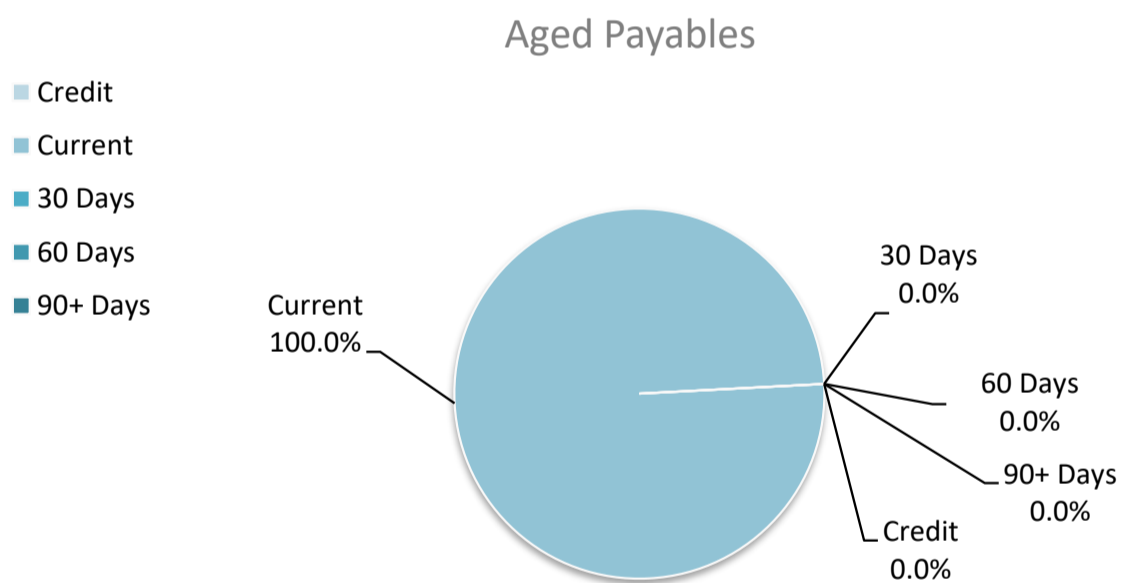
A contract asset is the right to consideration in exchange for goods or services the entity has transferred to a customer when that right is conditioned on something other than the passage of time.

Payables - general	Credit	Current	30 Days	60 Days	90+ Days	Total
	\$	\$	\$	\$	\$	\$
Payables - general	0	12,700	0	0	0	12,700
Percentage	0%	100%	0%	0%	0%	
<b>Balance per trial balance</b>						
Sundry creditors						12,700
Other creditors						1,070
ATO liabilities						28,789
Accrued interest on borrowings						3,180
Income received in advance						16,535
Bonds and deposits held						17,472
Prepaid (Excess) Rates						15,057
Other Payables						0
<b>Total payables general outstanding</b>						<b>94,803</b>

Amounts shown above include GST (where applicable)

**KEY INFORMATION**

Trade and other payables represent liabilities for goods and services provided to the Shire prior to the end of the period that are unpaid and arise when the Shire becomes obliged to make future payments in respect of the purchase of these goods and services. The amounts are unsecured, are recognised as a current liability and are normally paid within 30 days of recognition. The carrying amounts of trade and other payables are considered to be the same as their fair values, due to their short-term nature.



NOTES TO THE STATEMENT OF FINANCIAL ACTIVITY  
FOR THE PERIOD ENDED 31 MARCH 2026

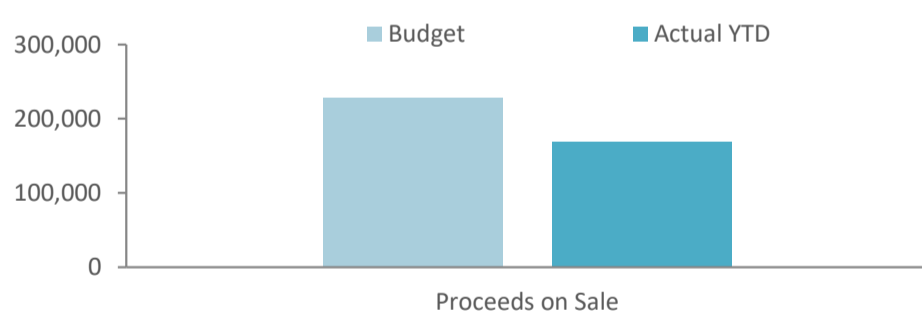
OPERATING ACTIVITIES  
NOTE 7  
RATE REVENUE

General rate revenue	Budget							YTD Actual			
	Rate in \$ (cents)	Number of Properties	Rateable Value	Rate Revenue	Interim Rate	Back Rate	Total Revenue	Rate Revenue	Interim Rates	Back Rates	Total Revenue
RATE TYPE				\$	\$	\$	\$	\$	\$	\$	\$
<b>Gross rental value</b>											
GRV Residential	0.163849	156	1,432,080	234,645	2,000	0	236,645	234,645	(26)	(2)	234,616
GRV Vacant	0.163849	1	15,600	2,556	0	0	2,556	2,556	709	0	3,265
<b>Unimproved value</b>											
UV Rural	0.016837	221	83,206,000	1,400,939	0	0	1,400,939	1,400,940	258	155	1,401,353
UV Mining	0.016837	0	0	0				0	(2,026)	(61)	(2,088)
<b>Non Rateable</b>											
<b>Sub-Total</b>		<b>378</b>	<b>84,653,680</b>	<b>1,638,140</b>	<b>2,000</b>	<b>0</b>	<b>1,640,140</b>	<b>1,638,140</b>	<b>(1,086)</b>	<b>92</b>	<b>1,637,147</b>
<b>Minimum payment</b>	<b>Minimum \$</b>										
<b>Gross rental value</b>											
GRV Residential	488	18	18,474	8,784	0	0	8,784	8,784	0	0	8,784
GRV Vacant	488	9	5,192	4,392	0	0	4,392	4,392	0	0	4,392
<b>Unimproved value</b>											
UV Rural	681	31	418,000	21,111	0	0	21,111	21,111	0	0	21,111
UV Mining	681	14	128,202	9,534	0	0	9,534	9,534	0	0	9,534
<b>Sub-total</b>		<b>72</b>	<b>569,868</b>	<b>43,821</b>	<b>0</b>	<b>0</b>	<b>43,821</b>	<b>43,821</b>	<b>0</b>	<b>0</b>	<b>43,821</b>
		<b>450</b>	<b>85,223,548</b>	<b>1,681,961</b>	<b>2,000</b>	<b>0</b>	<b>1,683,961</b>	<b>1,681,961</b>	<b>(1,086)</b>	<b>92</b>	<b>1,680,968</b>
Discount							0				0
<b>Amount from general rates</b>							<b>1,683,961</b>				<b>1,680,968</b>
Rates Written Off		0	0	0	0	0	0	0	0	0	0
Ex-gratia rates		1	319,950	29,910	0	0	29,910	30,055	0	0	30,055
<b>Total general rates</b>							<b>1,713,871</b>				<b>1,711,023</b>

KEY INFORMATION

Prepaid rates are, until the taxable event for the rates has occurred, refundable at the request of the ratepayer. Rates received in advance give rise to a financial liability. On 1 July 2021 the prepaid rates were recognised as a financial asset and a related amount was recognised as a financial liability and no income was recognised. When the taxable event occurs the financial liability is extinguished and income recognised for the prepaid rates that have not been refunded.

Asset Ref.	Asset description	Budget				YTD Actual			
		Net Book Value	Proceeds	Profit	(Loss)	Net Book Value	Proceeds	Profit	(Loss)
		\$	\$	\$	\$	\$	\$	\$	\$
	<b>Land Held for Resale</b>								
	<b>Other Property and Services</b>								
445	Land Resale - Lot 204 (10) Gimlett Way - Subdivision	27,000	30,068	3,068	0	27,000	30,068	3,068	0
450	Land Resale - Lot 209 (14) Salmon Gum Alley - Subdivision	27,000	32,113	5,113	0	27,000	32,113	5,113	0
	<b>Buildings</b>								
	<b>Economic Services</b>								
169	Building - Lot 35 (7) Shadbolt Street , Mukinbudin - Bookshop Business Purchase	32,018	0	0	(32,018)	32,018	0	0	(32,018)
421	Building - Lot 35 (7) Shadbolt Street, Mukinbudin - CAFÉ Business	123,400	0	0	(123,400)	123,400	0	0	(123,400)
	<b>Plant and equipment</b>								
	<b>Transport</b>								
420	Roller 2008 CAT Vibrating MBL1677	60,000	60,000	0	0	0	0	0	0
	<b>Other property and services</b>								
30009	FORD DSL Ranger 10 SPD 2025.25 AUTO 4 DOUBLE CAB PICKUP WILDTRAK . 2.0L BiT 1MBL	54,134	53,182	0	(952)	54,134	53,182	0	(952)
30010	FORD Ranger 2025.25 DOUBLE CAB PICKUP WILDTRAK 2.0L BiT DSL 10 SPD AUTO 4 MBL1	54,754	53,182	0	(1,572)	54,754	53,182	0	(1,572)
		<b>378,306</b>	<b>228,544</b>	<b>8,180</b>	<b>(157,942)</b>	<b>318,306</b>	<b>168,544</b>	<b>8,180</b>	<b>(157,942)</b>



Capital acquisitions	Adopted Budget	Amended Budget	YTD Budget	YTD Actual	YTD Actual Variance
	\$	\$	\$	\$	\$
Land	0	20,000	20,000	20,000	0
Buildings	204,195	422,256	401,250	303,310	(97,940)
Plant and equipment	486,000	356,178	356,178	145,203	(210,975)
PPE - Work in Progress	3,340,000	3,340,000	1,694,342	128,240	(1,566,102)
Infrastructure - roads	2,557,758	2,762,238	2,573,594	2,338,693	(234,901)
Infrastructure - footpaths	100,000	100,000	49,980	0	(49,980)
Infrastructure - other	83,000	181,151	111,150	116,959	5,809
Infrastructure - roads - Work in Progress	50,670	50,670	0	6,043	6,043
<b>Payments for Capital Acquisitions</b>	<b>6,821,623</b>	<b>7,232,494</b>	<b>5,206,494</b>	<b>3,058,447</b>	<b>(2,148,047)</b>
<b>Capital Acquisitions Funded By:</b>					
	\$	\$	\$	\$	\$
Capital grants and contributions	4,079,104	4,218,603	2,653,052	1,999,607	(653,445)
Borrowings	925,528	925,528	925,528	0	(925,528)
Other (disposals & C/Fwd)	280,000	228,544	228,543	168,544	(59,999)
Cash backed reserves					
Plant Reserve	80,000	80,000	80,000	80,000	0
Community Hub Reserve	574,672	574,672	0	0	0
Building & Residential Land Reserve	170,000	170,000	170,000	170,000	0
Contribution - operations	712,319	1,035,147	1,149,371	640,297	(509,074)
<b>Capital funding total</b>	<b>6,821,623</b>	<b>7,232,494</b>	<b>5,206,494</b>	<b>3,058,447</b>	<b>(2,148,047)</b>

#### SIGNIFICANT ACCOUNTING POLICIES

Each class of fixed assets within either plant and equipment or infrastructure, is carried at cost or fair value as indicated less, where applicable, any accumulated depreciation and impairment losses.

Assets for which the fair value as at the date of acquisition is under \$5,000 are not recognised as an asset in accordance with *Financial Management Regulation 17A (5)*. These assets are expensed immediately.

Where multiple individual low value assets are purchased together as part of a larger asset or collectively forming a larger asset exceeding the threshold, the individual assets are recognised as one asset and capitalised.

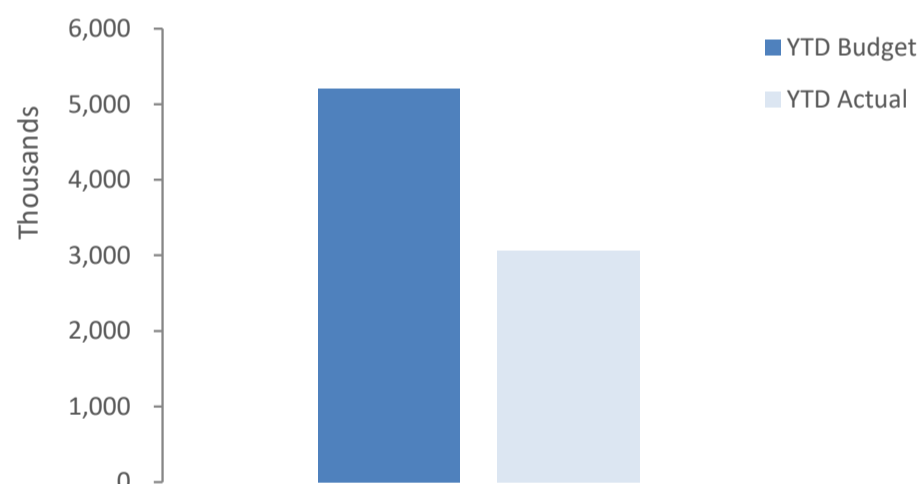
#### Initial recognition and measurement for assets held at cost

Plant and equipment including furniture and equipment is recognised at cost on acquisition in accordance with *Financial Management Regulation 17A*. Where acquired at no cost the asset is initially recognise at fair value. Assets held at cost are depreciated and assessed for impairment annually.

#### Initial recognition and measurement between mandatory revaluation dates for assets held at fair value

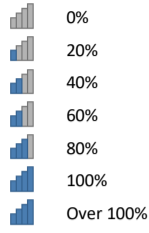
In relation to this initial measurement, cost is determined as the fair value of the assets given as consideration plus costs incidental to the acquisition. For assets acquired at zero cost or otherwise significantly less than fair value, cost is determined as fair value at the date of acquisition. The cost of non-current assets constructed by the Shire includes the cost of all materials used in construction, direct labour on the project and an appropriate proportion of variable and fixed overheads.

Payments for Capital Acquisitions



Capital expenditure total

Level of completion indicators



Percentage Year to Date Actual to Annual Budget expenditure where the expenditure over budget highlighted in red.

Level of completion indicator, please see table at the end of this note for further detail.

Account Number	Job Number	Balance Sheet Category	Account/Job Description	Adopted Budget	Amended Budget	Amended YTD Budget	YTD Actual	Variance (Under)/Over
				\$	\$	\$	\$	\$
<b>Land</b>								
<b>Economic Services</b>								
4130950	LD1306	9230	Land Purchase Exps (Community Water Supply) - Cap Exp-Other E	0	(20,000)	(20,000)	(20,000)	0
<b>Total - Economic Services</b>				<b>0</b>	<b>(20,000)</b>	<b>(20,000)</b>	<b>(20,000)</b>	<b>0</b>
<b>Total - Land</b>				<b>0</b>	<b>(20,000)</b>	<b>(20,000)</b>	<b>(20,000)</b>	<b>0</b>
<b>Buildings</b>								
<b>Housing</b>								
4090150	BC036	9231	11 Cruickshank Rd Building Capital	0	(8,360)	(8,360)	(8,360)	0
4090150	BC039	9231	1 Salmon Gum Alley Building Capital	(17,425)	(20,000)	(20,000)	(20,145)	(145)
4090250	BC061	9231	Aged Unit 1 & 2 - Capital	0	(13,600)	(13,600)	(13,601)	(1)
4090350	BC103	9231	JV Singles Unit 3 - Capital	(85,000)	(85,000)	(85,000)	0	85,000
4090350	BC121	9231	JV Family - 12 White St - Capital	0	(8,726)	(8,726)	(8,726)	0
<b>Total - Housing</b>				<b>(102,425)</b>	<b>(135,686)</b>	<b>(135,686)</b>	<b>(50,832)</b>	<b>84,854</b>
<b>Recreation And Culture</b>								
4110150	BC200	9231	Memorial Hall Building Capital Exp	(35,000)	(40,000)	(30,000)	(21,983)	8,017
4110150	BC204	9231	Railway Station Building Capital	(11,770)	(11,770)	(11,770)	0	11,770
<b>Total - Recreation And Culture</b>				<b>(46,770)</b>	<b>(51,770)</b>	<b>(41,770)</b>	<b>(21,983)</b>	<b>19,787</b>
<b>Economic Services</b>								
4130250	BC331	9231	Caravan Park House "Wattoning Villa" 22 Earl Drive - Cap Exp Tou	(15,000)	(6,038)	(6,038)	(6,038)	0
4130250	BC332	9231	Caravan Park Villa "Karloning" Capital Exp.	(25,000)	(44,000)	(32,994)	(28,171)	4,824
4130250	BC333	9231	Caravan Park Villa "Beringbooding" Capital Expense	(15,000)	(9,762)	(9,762)	(9,762)	(0)
4130250	BC334	9231	Caravan Park Villa "Campion" Capital Exp.	0	(175,000)	(175,000)	(186,525)	(11,525)
4130682	BWIP340	9237	Other Economic Serv Building Works in Progress (Community Hub 23-25)-Cap Exp	(3,340,000)	(3,340,000)	(1,694,342)	(128,240)	1,566,102
<b>Total - Economic Services</b>				<b>(3,395,000)</b>	<b>(3,574,800)</b>	<b>(1,918,136)</b>	<b>(358,735)</b>	<b>1,559,401</b>
<b>Total - Buildings</b>				<b>(3,544,195)</b>	<b>(3,762,256)</b>	<b>(2,095,592)</b>	<b>(431,550)</b>	<b>1,664,042</b>
<b>Plant &amp; Equipment</b>								
<b>Recreation &amp; Culture</b>								
4110350		9235	Plant & Equipment (Capital) - Other Recreation/Sport	0	(23,264)	(23,264)	(23,264)	0
<b>Total - Recreation &amp; Culture</b>				<b>0</b>	<b>(23,264)</b>	<b>(23,264)</b>	<b>(23,264)</b>	<b>0</b>
<b>Transport</b>								
4120250		9235	Plant & Equipment (Capital) - Road Plant Purchases	(262,000)	(220,548)	(220,548)	(9,573)	210,975
<b>Total - Transport</b>				<b>(262,000)</b>	<b>(220,548)</b>	<b>(220,548)</b>	<b>(9,573)</b>	<b>210,975</b>
<b>Other Property &amp; Services</b>								
4140555		9235	Plant & Equipment (Capital) - Administration	(224,000)	(112,366)	(112,366)	(112,366)	(0)
<b>Total - Other Property &amp; Services</b>				<b>(224,000)</b>	<b>(112,366)</b>	<b>(112,366)</b>	<b>(112,366)</b>	<b>(0)</b>
<b>Total - Plant &amp; Equipment</b>				<b>(486,000)</b>	<b>(356,178)</b>	<b>(356,178)</b>	<b>(145,203)</b>	<b>210,975</b>
<b>Infrastructure - Roads</b>								
<b>Transport</b>								
4120164	RWIP007	9264	Nungarin North Road (WSFN 2023-2024) WIP - Cap Exp	(12,668)	(12,668)	0	(4,514)	(4,514)
4120164	RWIP022	9264	McGregor Road (South WSFN 2023-2024) WIP - Capital Exp	(25,334)	(25,334)	0	(1,529)	(1,529)
4120164	RWIP107	9264	Koorda-Bullfinch Road WIP (West of Town Section WSFN2023-24)	(12,668)	(12,668)	0	0	0
4120166	RR006	9250	Bonnie Rock - Lake Brown Road - Cap Exp	(108,500)	(108,500)	(108,500)	(67,553)	40,947
4120166	RR007	9250	Nungarin North Road Renewal - Cap Exp	(1,195,543)	(1,195,543)	(1,195,544)	(1,024,682)	170,862
4120166	RR021	9250	Cookinbin Rd Renewal - Cap Exp	(70,000)	(70,000)	(70,000)	(71,960)	(1,960)
4120166	RR029	9250	Davis Road Renewal - Cap Exp	(30,000)	(6,602)	(6,601)	(6,602)	(1)
4120166	RR031	9250	Harry Road Renewal - Cap Exp	(30,000)	(29,000)	0	(2,000)	(2,000)
4120166	RR032	9250	Comerford Road Renewal - Cap Exp	(9,000)	(10,000)	(5,748)	(10,305)	(4,557)
4120166	RR040	9250	Wyoming Road Renewal Capital Expenditure	(32,000)	(32,000)	(32,002)	(33,816)	(1,814)
4120166	RR049	9250	Manuel Road Capital Expenditure	(40,000)	(40,000)	0	(12,811)	(12,811)
4120166	RR077	9250	Wymond Road Renewal - Cap Exp	(230,788)	(230,788)	(115,395)	(71,402)	43,993
4120166	RR097	9250	Borlase Road Renewal Capital Expenditure	(62,000)	(62,000)	(62,002)	(59,756)	2,246
4120166	RR107	9250	Koorda-Bullfinch Road Renewal - Cap Exp	(749,927)	(977,805)	(977,802)	(977,805)	(3)
<b>Total - Transport</b>				<b>(2,608,428)</b>	<b>(2,812,908)</b>	<b>(2,573,594)</b>	<b>(2,344,735)</b>	<b>228,859</b>
<b>Total - Infrastructure - Roads</b>				<b>(2,608,428)</b>	<b>(2,812,908)</b>	<b>(2,573,594)</b>	<b>(2,344,735)</b>	<b>228,859</b>
<b>Infrastructure - Other</b>								
<b>Recreation &amp; Culture</b>								
4110260	IO250	9256	Swimming Pool Infrastructure Capital	0	(70,000)	0	(5,808)	(5,808)
<b>Total - Recreation &amp; Culture</b>				<b>0</b>	<b>(70,000)</b>	<b>0</b>	<b>(5,808)</b>	<b>(5,808)</b>
<b>Transport</b>								
4120140	IO126	9256	Heavy Vehicle Rest Area HVRA	(83,000)	(103,501)	(103,500)	(103,501)	(1)
<b>Total - Transport</b>				<b>(83,000)</b>	<b>(103,501)</b>	<b>(103,500)</b>	<b>(103,501)</b>	<b>(1)</b>
<b>Economic Services</b>								
4130260	IO280	9256	Caravan Park Infrastructure Capital Exp	0	(7,650)	(7,650)	(7,650)	0
<b>Total - Economic Services</b>				<b>0</b>	<b>0</b>	<b>(7,650)</b>	<b>(7,650)</b>	<b>0</b>
<b>Total - Infrastructure - Other</b>				<b>(83,000)</b>	<b>(173,501)</b>	<b>(111,150)</b>	<b>(116,959)</b>	<b>(5,809)</b>
<b>Infrastructure - Footpaths</b>								
<b>Transport</b>								
4120170	FPC9999	9252	Unallocated Footpath Capital Expense - Budget Only	(100,000)	(100,000)	(49,980)	0	49,980
<b>Total - Transport</b>				<b>(100,000)</b>	<b>(100,000)</b>	<b>(49,980)</b>	<b>0</b>	<b>49,980</b>
<b>Total - Infrastructure - Footpaths</b>				<b>(100,000)</b>	<b>(100,000)</b>	<b>(49,980)</b>	<b>0</b>	<b>49,980</b>
<b>Grand Total</b>				<b>(6,821,623)</b>	<b>(7,224,844)</b>	<b>(5,206,494)</b>	<b>(3,058,447)</b>	<b>2,148,047</b>

**NOTES TO THE STATEMENT OF FINANCIAL ACTIVITY  
FOR THE PERIOD ENDED 31 MARCH 2026**

**FINANCING ACTIVITIES**

**NOTE 10**

**BORROWINGS**

**Repayments - borrowings**

Information on borrowings	Loan No.	1 July 2025	New Loans			Principal Repayments			Principal Outstanding			Interest Repayments		
			Actual	Adopted Budget	Amended Budget	Actual	Adopted Budget	Amended Budget	Actual	Adopted Budget	Amended Budget	Actual	Adopted Budget	Amended Budget
Particulars		\$	\$	\$	\$	\$	\$	\$	\$	\$	\$	\$	\$	\$
<b>Education and welfare</b>														
Early Learning Centre	125	133,361	0	0	0	(6,420)	(12,903)	(12,903)	126,941	120,458	120,458	(1,776)	(3,531)	(3,531)
<b>Housing</b>														
8 Gimlet Way	124	99,982	0	0	0	(27,504)	(27,504)	(27,504)	72,478	72,478	72,478	(3,138)	(17,142)	(3,463)
2 Houses, 8 Gimlet Way & 4 Earl Drive	126	506,773	0	0	0	(24,396)	(49,031)	(49,031)	482,377	457,742	457,742	(6,750)	0	(13,194)
<b>Economic services</b>														
Mukinbudin Café	119	23,609	0	0	0	(5,677)	(11,502)	(11,502)	17,932	12,107	12,107	(715)	(1,268)	(1,268)
Caravan Park House, 22 Earl Drive	127	86,860	0	0	0	(7,681)	(7,681)	(7,681)	79,179	79,179	79,179	(1,610)	(1,852)	(1,852)
Caravan Park Villa "Karloning"	128	142,591	0	0	0	(6,429)	(13,012)	(13,012)	136,162	129,579	129,579	(3,912)	(7,501)	(7,501)
Community Hub	129	0	0	925,528	925,528	0	0	0	0	925,528	925,528	0	0	0
<b>Total</b>		993,177	0	925,528	925,528	(78,108)	(121,633)	(121,633)	915,069	1,797,072	1,797,072	(17,901)	(31,294)	(30,809)
Current borrowings		121,633							43,526					
Non-current borrowings		871,544							871,544					
		993,177							915,069					

All debenture repayments were financed by general purpose revenue.

**New borrowings 2025-26**

Particulars	Amount Borrowed	Amount Borrowed	Institution	Loan Type	Term Years	Total Interest & Charges	Interest Rate	Amount (Used)		Balance Unspent
	Actual	Budget						Actual	Budget	
	\$	\$				\$	%	\$	\$	\$
Community Hub	0	925,528	WATC	Debenture	15	0	4.00	0	925,528	0
	0	925,528				0		0	925,528	0

**KEY INFORMATION**

Borrowing costs are recognised as an expense when incurred except where they are directly attributable to the acquisition, construction or production of a qualifying asset. Where this is the case, they are capitalised as part of the cost of the particular asset until such time as the asset is substantially ready for its intended use or sale.

Fair values of borrowings are not materially different to their carrying amounts, since the interest payable on those borrowings is either close to current market rates or the borrowings are of a short term nature. Non-current borrowings fair values are based on discounted cash flows using a current borrowing rate.

**NOTES TO THE STATEMENT OF FINANCIAL ACTIVITY  
FOR THE PERIOD ENDED 31 MARCH 2026**

**FINANCING ACTIVITIES  
NOTE 11  
LEASE LIABILITIES**

The Shire does not have any lease liabilities to report.

**KEY INFORMATION**

At inception of a contract, the Shire assesses if the contract contains or is a lease. A contract is or contains a lease, if the contract conveys the right to control the use of an identified asset for a period of time in exchange for consideration. At the commencement date, a right of use asset is recognised at cost and lease liability at the present value of the lease payments that are not paid at that date. The lease payments are discounted using that date. The lease payments are discounted using the interest rate implicit in the lease, if that rate can be readily determined. If that rate cannot be readily determined, the Shire uses its incremental borrowing rate.

All contracts classified as short-term leases (i.e. a lease with a remaining term of 12 months or less) and leases of low value assets are recognised as an operating expense on a straight-line basis over the term of the lease.

**NOTES TO THE STATEMENT OF FINANCIAL ACTIVITY  
FOR THE PERIOD ENDED 31 MARCH 2026**

**OPERATING ACTIVITIES  
NOTE 12  
RESERVE ACCOUNTS**

**Reserve accounts**

<b>Reserve name</b>	<b>Opening Balance</b>	<b>Budget Interest Earned</b>	<b>Actual Interest Earned</b>	<b>Budget Transfers In (+)</b>	<b>Actual Transfers In (+)</b>	<b>Budget Transfers Out (-)</b>	<b>Actual Transfers Out (-)</b>	<b>Budget Closing Balance</b>	<b>Actual YTD Closing Balance</b>
	<b>\$</b>	<b>\$</b>	<b>\$</b>	<b>\$</b>	<b>\$</b>	<b>\$</b>	<b>\$</b>	<b>\$</b>	<b>\$</b>
<b>Restricted by Council</b>									
Leave Reserve	158,650.12	6,486.00	3,244.72	0.00	0.00	0.00	0.00	165,136.12	161,894.84
Plant Reserve	504,889.29	20,640.00	10,323.61	0.00	0.00	(80,000.00)	(80,000.00)	445,529.29	435,212.90
Community Hub Reserve	582,606.19	23,816.00	11,909.09	0.00	0.00	(574,672.00)	0.00	31,750.19	594,515.28
Building & Residential Land Reserve	266,134.07	10,879.00	5,439.89	62,180.08	62,180.00	(170,000.00)	(170,000.00)	169,193.15	163,753.96
Seniors Housing Reserve	36,643.87	1,498.00	748.74	0.00	0.00	0.00	0.00	38,141.87	37,392.61
IT Upgrades Reserve	0.00	0.00	186.12	14,948.00	14,950.00	0.00	0.00	14,948.00	15,136.12
CRC Reserve	176,491	7,215.00	3,607.72	0.00	0.00	0.00	0.00	183,706	180,099
Transport Infrastructure Reserve	26,327	1,076.00	538.43	0.00	0.00	0.00	0.00	27,403	26,866
Pool Reserve	196,733	8,042.00	4,270.77	20,000.00	20,000.00	0.00	0.00	224,775	221,003
White St & Lansdell St JV Reserve	8,501.57	348.00	173.90	0.00	0.00	0.00	0.00	8,850	8,675
	<b>1,956,976.01</b>	<b>80,000.00</b>	<b>40,442.99</b>	<b>97,128.08</b>	<b>97,130.00</b>	<b>(824,672.00)</b>	<b>(250,000.00)</b>	<b>1,309,432.09</b>	<b>1,844,549.00</b>

		Opening Balance	Liability Increase	Liability Reduction	Closing Balance
Other current liabilities	Note	1 July 2025			31 March 2026
		\$	\$	\$	\$
<b>Other liabilities</b>					
- Contract liabilities		19,439	122,613	(137,052)	5,000
- Capital grant/contribution liabilities		53,630	2,661,914	(1,999,607)	715,937
<b>Total other liabilities</b>		73,069	2,784,527	(2,136,658)	720,937
<b>Employee Related Provisions</b>					
Annual leave		86,284	0	0	86,284
Long service leave		52,974	0	(2,299)	50,675
Provision For Annual Leave On-Costs (Current)		11,993	0	0	11,993
Provision For LSL On-Costs (Current)		31,817	0	0	31,817
<b>Total Employee Related Provisions</b>		183,068	0	(2,299)	180,769
<b>Total other current assets</b>		<b>256,136</b>	<b>2,784,527</b>	<b>(2,138,958)</b>	<b>901,706</b>
<b>Amounts shown above include GST (where applicable)</b>					

A breakdown of contract liabilities and associated movements is provided on the following pages at Note 14 and 15

#### KEY INFORMATION

##### Provisions

Provisions are recognised when the Shire has a present legal or constructive obligation, as a result of past events, for which it is probable that an outflow of economic benefits will result and that outflow can be reliably measured.

Provisions are measured using the best estimate of the amounts required to settle the obligation at the end of the reporting period.

##### Employee Related Provisions

###### Short-term employee benefits

Provision is made for the Shire's obligations for short-term employee benefits. Short-term employee benefits are benefits (other than termination benefits) that are expected to be settled wholly before 12 months after the end of the annual reporting period in which the employees render the related service, including wages, salaries and sick leave. Short-term employee benefits are measured at the (undiscounted) amounts expected to be paid when the obligation is settled.

The Shire's obligations for short-term employee benefits such as wages, salaries and sick leave are recognised as a part of current trade and other payables in the calculation of net current assets.

###### Other long-term employee benefits

The Shire's obligations for employees' annual leave and long service leave entitlements are recognised as employee related provisions in the statement of financial position.

Long-term employee benefits are measured at the present value of the expected future payments to be made to employees. Expected future payments incorporate anticipated future wage and salary levels, durations of service and employee departures and are discounted at rates determined by reference to market yields at the end of the reporting period on government bonds that have maturity dates that approximate the terms of the obligations. Any remeasurements for changes in assumptions of obligations for other long-term employee benefits are recognised in profit or loss in the periods in which the changes occur. The Shire's obligations for long-term employee benefits are presented as non-current provisions in its statement of financial position, except where the Shire does not have an unconditional right to defer settlement for at least 12 months after the end of the reporting period, in which case the obligations are presented as current provisions.

##### Contract liabilities

An entity's obligation to transfer goods or services to a customer for which the entity has received consideration (or the amount is due) from the customer.

##### Capital grant/contribution liabilities

Grants to acquire or construct recognisable non-financial assets to identified specifications be constructed to be controlled by the Shire are recognised as a liability until such time as the Shire satisfies its obligations under the agreement.

NOTES TO THE STATEMENT OF FINANCIAL ACTIVITY  
FOR THE PERIOD ENDED 31 MARCH 2026

NOTE 14

OPERATING GRANTS, SUBSIDIES AND CONTRIBUTIONS

Provider	Unspent grant, subsidies and contributions liability				Grants, subsidies and contributions revenue			
	Liability 1 July 2025	Increase in Liability	Liability Reduction (As revenue)	Current Liability 31 Mar 2026	Adopted Budget Revenue	Amended YTD Budget	Amended Annual Budget	YTD Revenue Actual
	\$	\$	\$	\$	\$	\$	\$	\$
<b>Operating grants and subsidies</b>								
<b>General purpose funding</b>								
Grants Commission - General (WALGGC)	0	0	0	0	690,000	551,685	735,581	551,686
Grants Commission - Roads (WALGGC)	0	0	0	0	380,000	267,375	356,503	267,377
<b>Law, order, public safety</b>								
DFES Grant - Operating Bush Fire Brigade	0	0	0	0	17,180	8,388	11,187	6,892
<b>Education and welfare</b>								
CRC - Grant Funding - General Untied	0	0	0	0	0	1,000	1,000	1,000
CRC - DPIRD Service Agreement Income	0	117,613	(117,613)	0	120,746	91,768	120,746	117,613
CRC - Dept of Human Services Service Agreement Income	0	0	0	0	9,166	6,876	9,166	7,081
CRC - Linkwest Staying in Place Grant Income	0	5,000	0	5,000	10,000	7,506	10,000	0
CRC - DPIRD Trainee Grant	19,439	0	(19,439)	0	80,000	19,438	19,439	19,439
<b>Transport</b>								
Direct Grant (MRWA)	0	0	0	0	197,281	197,281	197,281	197,281
	<b>19,439</b>	<b>122,613</b>	<b>(137,052)</b>	<b>5,000</b>	<b>1,504,373</b>	<b>1,151,317</b>	<b>1,460,903</b>	<b>1,168,368</b>
<b>Operating contributions</b>								
<b>Recreation and culture</b>								
Mukinbudin District Club - Bar Distribution	0	0	0	0	0	170	170	171
<b>Economic services</b>								
Donations to the Shire	0	0	0	0	300	225	300	371
	<b>0</b>	<b>0</b>	<b>0</b>	<b>0</b>	<b>300</b>	<b>395</b>	<b>470</b>	<b>542</b>
<b>TOTALS</b>	<b>19,439</b>	<b>122,613</b>	<b>(137,052)</b>	<b>5,000</b>	<b>1,504,673</b>	<b>1,151,712</b>	<b>1,461,373</b>	<b>1,168,911</b>

**NOTES TO THE STATEMENT OF FINANCIAL ACTIVITY  
FOR THE PERIOD ENDED 31 MARCH 2026**

**NOTE 15  
CAPITAL GRANTS, SUBSIDIES AND CONTRIBUTIONS**

Provider	Capital grant/contribution liabilities				Capital grants, subsidies and contributions revenue			
	Liability	Increase	Liability	Current	Adopted	Amended	Amended	YTD
	1 July 2025	in	Reduction	Liability	Budget	YTD	Annual	Revenue
	\$	\$	\$	\$	\$	\$	\$	\$
<b>Capital grants and subsidies</b>								
<b>Recreation and culture</b>								
Mukinbudin Community Financial Services Sponsorship - Walk-Behind Floor Scrubber	12,400	0	(12,400)	0	0	12,400	12,400	12,400
<b>Transport</b>								
RRG - Koorda-Bullfich Road Renewal - Income	0	628,407	(628,407)	0	499,939	628,403	628,402	628,407
R2R - Bonnie Rock - Lake Brown Road - Income	0	108,500	(67,553)	40,947	108,500	32,550	108,500	67,553
R2R - Cookinbin Road Renewal - Income	0	70,000	(70,000)	0	70,000	21,000	70,000	70,000
R2R - Davis Road Renewal - Income	0	0	0	0	30,000	0	0	0
R2R - Harry Road Renewal - Income	0	0	0	0	0	0	29,000	0
R2R - Comerford Road Renewal - Income	0	10,000	(10,000)	0	9,000	10,000	10,000	10,000
R2R - Wyoming Road Renewal - Income	0	32,000	(32,000)	0	32,000	9,600	32,000	32,000
R2R - Wymond Road Renewal - Income	0	0	0	0	230,788	69,236	230,788	0
R2R - Borlase Road Renewal - Income	0	62,000	(59,756)	2,244	62,000	18,600	62,000	59,756
WSFN - Nungarin North Rd Renewal - Income	0	892,672	(892,672)	0	1,115,840	836,892	1,115,840	892,672
WSFN - Nungarin North Rd (23-24 WIP) - Income	0	50,759	(4,514)	46,245	9,335	7,011	9,335	4,514
WSFN - McGregor Rd (South 23-24 WIP) - Income	26,699	0	(1,529)	25,170	18,667	14,013	18,667	1,529
WSFN - Koorda-Bullfinch Rd (West of Town 23-24 WIP) - Income	14,531	0	0	14,531	9,335	7,011	9,335	0
Heavy Vehicle Rest Area (HVRA) Grant	0	66,400	(66,400)	0	66,400	66,400	66,400	66,400
<b>Economic services</b>								
MRWA Growing Regions Program - Community Hub Grant Income	0	715,040	(128,240)	586,800	1,787,600	893,800	1,787,600	128,240
	<b>53,630</b>	<b>2,635,778</b>	<b>(1,973,471)</b>	<b>715,937</b>	<b>4,049,404</b>	<b>2,626,916</b>	<b>4,190,267</b>	<b>1,973,471</b>
<b>Capital contributions</b>								
<b>Recreation and culture</b>								
Mukinbudin Planning & Development Group - Memorial Hall Sunshine Room Contribution Income	0	26,136	(26,136)	0	27,500	26,136	26,136	26,136
Community Hub Community Contribution Income	0	0	0	0	2,200	0	2,200	0
	<b>0</b>	<b>26,136</b>	<b>(26,136)</b>	<b>0</b>	<b>29,700</b>	<b>26,136</b>	<b>28,336</b>	<b>26,136</b>
<b>TOTALS</b>	<b>53,630</b>	<b>2,661,914</b>	<b>(1,999,607)</b>	<b>715,937</b>	<b>4,079,104</b>	<b>2,653,052</b>	<b>4,218,603</b>	<b>1,999,607</b>

**NOTES TO THE STATEMENT OF FINANCIAL ACTIVITY  
FOR THE PERIOD ENDED 31 MARCH 2026**

**NOTE 16**

**BONDS & DEPOSITS HELD AND TRUST FUNDS**

In previous years, bonds and deposits were held as trust monies. They are still reported in this Note but also included in Restricted Cash - Bonds and Deposits and as a current liability in the books of Council.

Trust funds held at balance date which are required by legislation to be credited to the trust fund and which are not included in the financial statements are as follows:

Description	Opening Balance 1 July 2025	Amount Received	Amount Paid	Closing Balance 31 Mar 2026
	\$	\$	\$	\$
<b>Restricted Cash - Bonds and Deposits</b>				
Department of Transport Licensing	11,523	220,908	(231,867)	564
Building Service Levy	148	861	(942)	67
Other Restricted Funds	5	0	0	5
Staff Social Club	0	1,690	0	1,690
Council Nomination Deposit	0	400	(400)	0
Housing Tenancy Bonds	0	3,200	(3,200)	0
Gym Bonds	1,980	0	0	1,980
Soil Conservation	13,166	0	0	13,166
<b>Sub-Total</b>	26,822	227,060	(236,410)	17,472
<b>Trust Funds</b>				
Other Trust Funds	1	0	0	1
<b>Sub-Total</b>	1	0	0	1
	26,823	227,060	(236,410)	17,473

**NOTES TO THE STATEMENT OF FINANCIAL ACTIVITY  
FOR THE PERIOD ENDED 31 MARCH 2026**

**NOTE 17  
BUDGET AMENDMENTS**

Amendments to original budget since budget adoption. Surplus/(Deficit)

GL/JOB Code	Description	Council Resolution	Classification	Non Cash Adjustment	Increase in Available Cash	Decrease in Available Cash	Amended Budget Running Balance
				\$	\$	\$	\$
	<b>Budget adoption</b>		Opening Surplus(Deficit)				0
	<b>As per the audited 2024/25 Annual Financial Statements</b>		Opening Surplus(Deficit)			196,357	196,357
							196,357
							196,357
							196,357
BC334	Caravan Park Villa "Campion" Capital Exp.	OCM 04 09 2025	Capital Expenses			(150,000)	46,357
5130252	Transfers From Reserve - Tourism & Area Promo	OCM 04 09 2025	Capital Revenue		150,000		196,357
RR107	Koorda-Bullfinch Road Renewal - Cap Exp	OCM 13 11 2025	Capital Expenses			(192,694)	3,663
RR107	Koorda-Bullfinch Road Renewal RRG Income	OCM 13 11 2025	Operating Revenue		128,463		132,126
RM998	Road Maintenance - General Rural Exp (Non road specific costs only)	OCM 13 11 2025	Operating Expenses		64,231		196,357
2030102	Legal Expenses - Op Exp - Rates	Annual Budget Review amendment adopted at February OCM.	Operating Expenses			(3,000)	193,357
3030158	Legal Fees - Outstanding Rates - Op Inc	Annual Budget Review amendment adopted at February OCM.	Operating Revenue		3,000		196,357
3030200	Financial Assistance Grant - General	Annual Budget Review amendment adopted at February OCM.	Operating Revenue		45,581		241,938
3030201	Financial Assistance Grant - Roads Component	Annual Budget Review amendment adopted at February OCM.	Operating Revenue			(23,497)	218,441
4030354	Transfer To Building & Residential Land Reserve - Cap Exp - Invest Act	Annual Budget Review amendment adopted at February OCM.	Capital Expenses			(62,180)	156,260
2040106	Members Training	Annual Budget Review amendment adopted at February OCM.	Operating Expenses			(2,000)	154,260
2040118	NEWROC Admin Fees	Annual Budget Review amendment adopted at February OCM.	Operating Expenses		2,650		156,910

**NOTES TO THE STATEMENT OF FINANCIAL ACTIVITY  
FOR THE PERIOD ENDED 31 MARCH 2026**

**NOTE 17  
BUDGET AMENDMENTS**

Amendments to original budget since budget adoption. Surplus/(Deficit)

GL/JOB Code	Description	Council Resolution	Classification	Non Cash Adjustment	Increase in Available Cash	Decrease in Available Cash	Amended Budget Running Balance
				\$	\$	\$	\$
2040202	Audit Fees - Op Exp - Other Gov	Annual Budget Review amendment adopted at February OCM.	Operating Expenses			(3,930)	152,980
2040206	Long Term Financial Planning Consultancy	Annual Budget Review amendment adopted at February OCM.	Operating Expenses			(10,000)	142,980
2040210	Other Consultancy - Strategic	Annual Budget Review amendment adopted at February OCM.	Operating Expenses		10,000		152,980
3050201	ESL Operating Grant	Annual Budget Review amendment adopted at February OCM.	Operating Revenue			(5,993)	146,987
2070304	Legal Expenses - Health Inspection/Admin	Annual Budget Review amendment adopted at February OCM.	Operating Expenses			(5,000)	141,987
2080200	CRC Salaries	Annual Budget Review amendment adopted at February OCM.	Operating Expenses			(15,910)	126,077
2080201	CRC Superannuation	Annual Budget Review amendment adopted at February OCM.	Operating Expenses			(2,940)	123,137
2080203	CRC - Other Employee Expenses	Annual Budget Review amendment adopted at February OCM.	Operating Expenses		2,316		125,453
GM020	Community Resource Centre Grounds Maintenance	Annual Budget Review amendment adopted at February OCM.	Operating Expenses		3,296		128,749
2080222	Staying in Place Project Expenses	Annual Budget Review amendment adopted at February OCM.	Operating Expenses		15,000		143,749
2080260	Trainee Grants Expenditure (Tied Ref 9304860) - CRC	Annual Budget Review amendment adopted at February OCM.	Operating Expenses		48,252		192,001
3080200	Grant Funding - CRC General Untied - Op Inc (Inc GST) - CRC	Annual Budget Review amendment adopted at February OCM.	Operating Revenue		1,000		193,001

**NOTES TO THE STATEMENT OF FINANCIAL ACTIVITY  
FOR THE PERIOD ENDED 31 MARCH 2026**

**NOTE 17  
BUDGET AMENDMENTS**

Amendments to original budget since budget adoption. Surplus/(Deficit)

GL/JOB Code	Description	Council Resolution	Classification	Non Cash Adjustment	Increase in Available Cash	Decrease in Available Cash	Amended Budget Running Balance
				\$	\$	\$	\$
3080204	Reimbursements Received - Op Inc (Inc GST) - CRC	Annual Budget Review amendment adopted at February OCM.	Operating Revenue		4,921		197,922
3080205	Events/Workshop & Initiatives CRC Op Income (Inc GST)	Annual Budget Review amendment adopted at February OCM.	Operating Revenue			(9,000)	188,922
CRCI003	DPIRD CRC Trainee Grant Income	Annual Budget Review amendment adopted at February OCM.	Operating Revenue			(60,562)	128,360
BM038	25 Cruickshank Rd Building Maintenance	Annual Budget Review amendment adopted at February OCM.	Operating Expenses		2,405		130,765
BM045	12 Salmon Gum Alley Building Maint Exp	Annual Budget Review amendment adopted at February OCM.	Operating Expenses			(4,580)	126,185
BM048	12 Gimlett Way Building Maintenance - Op Exp	Annual Budget Review amendment adopted at February OCM.	Operating Expenses			(6,180)	120,005
BM049	4 Earl Drive Building Maintenance - Op Exp	Annual Budget Review amendment adopted at February OCM.	Operating Expenses			(7,795)	112,210
BMSH01	Staff Housing Building Maintenance Annual Budget (Book exps to appropriate house) - Op Exp Staff Ho	Annual Budget Review amendment adopted at February OCM.	Operating Expenses		28,773		140,983
GM049	4 Earl Drive Grounds Maintenance - Op Exp	Annual Budget Review amendment adopted at February OCM.	Operating Expenses			(350)	140,633
2090112	Interest on Loan 124 Paid - Op Exp - Housing Shire	Annual Budget Review amendment adopted at February OCM.	Operating Expenses		13,679		154,312
2090115	Interest on Loan 126 Paid - Op Exp - Housing Shire	Annual Budget Review amendment adopted at February OCM.	Operating Expenses			(13,194)	141,118
3090102	Other Reimbursements Received - Op Inc - Staff Housing	Annual Budget Review amendment adopted at February OCM.	Operating Revenue		3,040		144,158

**NOTES TO THE STATEMENT OF FINANCIAL ACTIVITY  
FOR THE PERIOD ENDED 31 MARCH 2026**

**NOTE 17  
BUDGET AMENDMENTS**

Amendments to original budget since budget adoption. Surplus/(Deficit)

GL/JOB Code	Description	Council Resolution	Classification	Non Cash Adjustment	Increase in Available Cash	Decrease in Available Cash	Amended Budget Running Balance
				\$	\$	\$	\$
3090109	Income - 11 Cruickshank Road	Annual Budget Review amendment adopted at February OCM.	Operating Revenue		9,080		153,238
3090110	Income - 15 Cruickshank Road	Annual Budget Review amendment adopted at February OCM.	Operating Revenue		10,590		163,828
3090115	Income - 25B Calder Street	Annual Budget Review amendment adopted at February OCM.	Operating Revenue			(7,120)	156,708
3090117	Income - 12 Salmon Gum Alley (Lot 208)	Annual Budget Review amendment adopted at February OCM.	Operating Revenue		18,835		175,543
BC036	11 Cruickshank Rd Building Capital	Annual Budget Review amendment adopted at February OCM.	Capital Expenses			(8,360)	167,183
BC039	1 Salmon Gum Alley Building Capital	Annual Budget Review amendment adopted at February OCM.	Capital Expenses			(2,575)	164,608
BM061	Aged Unit 1 & 2 - Maintenance	Annual Budget Review amendment adopted at February OCM.	Operating Expenses			(4,000)	160,608
3090205	Income - Aged Unit 5	Annual Budget Review amendment adopted at February OCM.	Operating Revenue		2,600		163,208
3090208	Income - Aged Unit 8	Annual Budget Review amendment adopted at February OCM.	Operating Revenue		6,450		169,658
BC061	Aged Unit 1 & 2 - Capital	Annual Budget Review amendment adopted at February OCM.	Capital Expenses			(13,600)	156,058
BM103	JV Singles Unit 3 - Maintenance	Annual Budget Review amendment adopted at February OCM.	Operating Expenses			(4,059)	151,999
BM120	JV Family - 6 Lansdell St - Maintenance	Annual Budget Review amendment adopted at February OCM.	Operating Expenses			(1,480)	150,519

**NOTES TO THE STATEMENT OF FINANCIAL ACTIVITY  
FOR THE PERIOD ENDED 31 MARCH 2026**

**NOTE 17  
BUDGET AMENDMENTS**

Amendments to original budget since budget adoption. Surplus/(Deficit)

GL/JOB Code	Description	Council Resolution	Classification	Non Cash Adjustment	Increase in Available Cash	Decrease in Available Cash	Amended Budget Running Balance
				\$	\$	\$	\$
BM121	JV Family - 12 White St - Maintenance	Annual Budget Review amendment adopted at February OCM.	Operating Expenses			(6,241)	144,278
BC121	JV Family - 12 White St - Capital	Annual Budget Review amendment adopted at February OCM.	Capital Expenses			(8,726)	135,552
3100101	Domestic Services (Additional)	Annual Budget Review amendment adopted at February OCM.	Operating Revenue			(27,245)	108,307
3100102	Domestic Recycling Collection Charges	Annual Budget Review amendment adopted at February OCM.	Operating Revenue		30,000		138,307
3100800	Development Application Fees	Annual Budget Review amendment adopted at February OCM.	Operating Revenue		5,650		143,957
2100100	Domestic Refuse Collection	Annual Budget Review amendment adopted at February OCM.					143,957
W040	Cemetery Maintenance/Operations	Annual Budget Review amendment adopted at February OCM.	Operating Expenses		16,000		159,957
BO150	Shadbolt St Public Toilets (East of Railway Station) - Operations Exp - Other Com Amenities	Annual Budget Review amendment adopted at February OCM.	Operating Expenses		3,880		163,837
BM150	Shadbolt St Public Toilets (East of Railway Station) - Maintenance Exp - Other Com Amenities	Annual Budget Review amendment adopted at February OCM.	Operating Expenses		5,170		169,007
BM155	Heavy Vehicle Rest Area Toilet - Maintenance	Annual Budget Review amendment adopted at February OCM.	Operating Expenses			(4,900)	164,107
BM204	Railway Station Building Maintenance	Annual Budget Review amendment adopted at February OCM.	Operating Expenses			(1,340)	162,767
3110100	Town Hall Hire Income	Annual Budget Review amendment adopted at February OCM.	Operating Revenue			(1,000)	161,767

**NOTES TO THE STATEMENT OF FINANCIAL ACTIVITY  
FOR THE PERIOD ENDED 31 MARCH 2026**

**NOTE 17  
BUDGET AMENDMENTS**

Amendments to original budget since budget adoption. Surplus/(Deficit)

GL/JOB Code	Description	Council Resolution	Classification	Non Cash Adjustment	Increase in Available Cash	Decrease in Available Cash	Amended Budget Running Balance
				\$	\$	\$	\$
BCI200	Memorial Hall Sunshine Room - Mukinbudin P & D Group Contribution Income	Annual Budget Review amendment adopted at February OCM.	Operating Revenue			(1,364)	160,403
BC200	Memorial Hall Building Capital Exp	Annual Budget Review amendment adopted at February OCM.	Capital Expenses			(5,000)	155,403
2110202	Swimming Pool - Training & Conferences	Annual Budget Review amendment adopted at February OCM.	Operating Expenses			(500)	154,903
BM250	Swimming Pool Building & Facility Maintenance	Annual Budget Review amendment adopted at February OCM.	Operating Expenses			(5,744)	149,159
2110206	Minor Asset Purchases - Swimming Pool - Op Exp	Annual Budget Review amendment adopted at February OCM.	Operating Expenses		3,754		152,913
IO250	Swimming Pool Infrastructure Capital	Annual Budget Review amendment adopted at February OCM.	Capital Expenses			(70,000)	82,913
BO271	Mukinbudin Gym Building Operations	Annual Budget Review amendment adopted at February OCM.	Operating Expenses		2,750		85,663
BM273	Pistol Club - Maintenance	Annual Budget Review amendment adopted at February OCM.	Operating Expenses		2,400		88,063
BM279	Lions Park Building Maintenance	Annual Budget Review amendment adopted at February OCM.	Operating Expenses			(1,000)	87,063
GM270	Old District Club Grounds Maintenance	Annual Budget Review amendment adopted at February OCM.	Operating Expenses			(14,805)	72,258
GM275	Mukinbudin Polocross Grounds Maintenance	Annual Budget Review amendment adopted at February OCM.	Operating Expenses			(100)	72,158
2110313	Minor Asset Purchases - Other Rec & Sport (P&G) - Op Exp	Annual Budget Review amendment adopted at February OCM.	Operating Expenses		4,000		76,158

**NOTES TO THE STATEMENT OF FINANCIAL ACTIVITY  
FOR THE PERIOD ENDED 31 MARCH 2026**

**NOTE 17  
BUDGET AMENDMENTS**

Amendments to original budget since budget adoption. Surplus/(Deficit)

GL/JOB Code	Description	Council Resolution	Classification	Non Cash Adjustment	Increase in Available Cash	Decrease in Available Cash	Amended Budget Running Balance
				\$	\$	\$	\$
GOLF	Golf Club Donations - Op Exp - Other Rec & Sport	Annual Budget Review amendment adopted at February OCM.	Operating Expenses		2,335		78,493
3110302	Contributions & Donations Rec'd (No GST) - Op Inc - Other Rec & Sport	Annual Budget Review amendment adopted at February OCM.	Operating Revenue		170		78,663
3110303	Reimbursement and Other Income Rec'd (Inc GST) - Other Rec & Sport	Annual Budget Review amendment adopted at February OCM.	Operating Revenue		2,078		80,741
3110305	Annual Sporting Club Levy	Annual Budget Review amendment adopted at February OCM.	Operating Revenue		1,246		81,987
RECI001	Mukinbudin Community Financial Services Grants	Annual Budget Review amendment adopted at February OCM.	Operating Revenue		12,400		94,387
4110350	Plant & Equipment (Capital) - Other Recreation/Sport	Annual Budget Review amendment adopted at February OCM.	Capital Expenses			(23,264)	71,123
BO255	Popes Hill Anzac Memorial Operations - Exp.	Annual Budget Review amendment adopted at February OCM.	Operating Expenses			(61)	71,062
RM998	Road Maintenance - General Rural Exp (Non road specific costs only)	Annual Budget Review amendment adopted at February OCM.	Operating Expenses		11,602		82,664
RRI029	Davis Road Renewal RTR Income	Annual Budget Review amendment adopted at February OCM.	Operating Revenue			(30,000)	52,664
RRI031	Harry Road Renewal RTR Income	Annual Budget Review amendment adopted at February OCM.	Operating Revenue		29,000		81,664
RRI032	Comerford Road Renewal RTR Income	Annual Budget Review amendment adopted at February OCM.	Operating Revenue		1,000		82,664
IO126	Heavy Vehicle Rest Area HVRA	Annual Budget Review amendment adopted at February OCM.	Capital Expenses			(20,501)	62,163

**NOTES TO THE STATEMENT OF FINANCIAL ACTIVITY  
FOR THE PERIOD ENDED 31 MARCH 2026**

**NOTE 17  
BUDGET AMENDMENTS**

Amendments to original budget since budget adoption. Surplus/(Deficit)

GL/JOB Code	Description	Council Resolution	Classification	Non Cash Adjustment	Increase in Available Cash	Decrease in Available Cash	Amended Budget Running Balance
				\$	\$	\$	\$
RR029	Davis Road Renewal - Cap Exp	Annual Budget Review amendment adopted at February OCM.	Capital Expenses		23,398		85,561
RR031	Harry Road Renewal - Cap Exp	Annual Budget Review amendment adopted at February OCM.	Capital Expenses		1,000		86,561
RR032	Comerford Road Renewal - Cap Exp	Annual Budget Review amendment adopted at February OCM.	Capital Expenses			(1,000)	85,561
RR107	Koorda-Bullfinch Road Renewal - Cap Exp	Annual Budget Review amendment adopted at February OCM.	Capital Expenses			(35,184)	50,376
4120250	Plant & Equipment (Capital) - Road Plant Purchases	Annual Budget Review amendment adopted at February OCM.	Capital Expenses		41,452		91,828
2130202	Tourism & Area Promotion & Caravan Park Other Exp- Op Exp - T & Area Prom	Annual Budget Review amendment adopted at February OCM.	Operating Expenses		8,725		100,553
W075	Tourist Information Bay/Hut Maintenance/Operations	Annual Budget Review amendment adopted at February OCM.	Operating Expenses			(7,940)	92,613
2130214	Caravan Park Salaries	Annual Budget Review amendment adopted at February OCM.	Operating Expenses			(13,729)	78,884
2130215	Caravan Park Superannuation	Annual Budget Review amendment adopted at February OCM.	Operating Expenses			(4,420)	74,464
2130217	New Travel Annual Contribution	Annual Budget Review amendment adopted at February OCM.	Operating Expenses			(13,000)	61,464
2130220	Caravan Park Workers Compensation	Annual Budget Review amendment adopted at February OCM.	Operating Expenses			(1,887)	59,577
BM334	Caravan Park Villa "Campion" Building Maintenance	Annual Budget Review amendment adopted at February OCM.	Operating Expenses			(1,000)	58,577

**NOTES TO THE STATEMENT OF FINANCIAL ACTIVITY  
FOR THE PERIOD ENDED 31 MARCH 2026**

**NOTE 17  
BUDGET AMENDMENTS**

Amendments to original budget since budget adoption. Surplus/(Deficit)

GL/JOB Code	Description	Council Resolution	Classification	Non Cash Adjustment	Increase in Available Cash	Decrease in Available Cash	Amended Budget Running Balance
				\$	\$	\$	\$
GM334	Caravan Park Villa "Campion" Grounds Maintenance	Annual Budget Review amendment adopted at February OCM.	Operating Expenses			(1,000)	57,577
3130213	Caravan Park Fees - Campion Villa	Annual Budget Review amendment adopted at February OCM.	Operating Revenue		15,000		72,577
BC331	Caravan Park House "Wattoning Villa" 22 Earl Drive - Cap Exp Tour & Area Prom	Annual Budget Review amendment adopted at February OCM.	Capital Expenses		8,962		81,539
BC332	Caravan Park Villa "Karloning" Capital Exp.	Annual Budget Review amendment adopted at February OCM.	Capital Expenses			(19,000)	62,539
BC333	Caravan Park Villa "Beringbooding" Capital Expense	Annual Budget Review amendment adopted at February OCM.	Capital Expenses		5,238		67,777
BC334	Caravan Park Villa "Campion" Capital Exp.	Annual Budget Review amendment adopted at February OCM.	Capital Expenses			(25,000)	42,777
IO280	Caravan Park Infrastructure Capital Exp	Annual Budget Review amendment adopted at February OCM.	Capital Expenses			(7,650)	35,127
W029	Community Water Tanks Expenses	Annual Budget Review amendment adopted at February OCM.	Operating Expenses			(5,000)	30,127
GM340	Muka Cafe Grounds Maintenance	Annual Budget Review amendment adopted at February OCM.	Operating Expenses			(500)	29,627
2130691	Loss on Disposal of Assets - Other Economic Services	Annual Budget Review amendment adopted at February OCM.	Operating Expenses	(155,418)			29,627
3130608	Reimbursements - Other Economic Services	Annual Budget Review amendment adopted at February OCM.	Operating Revenue		5,900		35,527
2140211	Works Team - Protective Clothing & Uniform	Annual Budget Review amendment adopted at February OCM.	Operating Expenses			(4,000)	31,527

**NOTES TO THE STATEMENT OF FINANCIAL ACTIVITY  
FOR THE PERIOD ENDED 31 MARCH 2026**

**NOTE 17  
BUDGET AMENDMENTS**

Amendments to original budget since budget adoption. Surplus/(Deficit)

GL/JOB Code	Description	Council Resolution	Classification	Non Cash Adjustment	Increase in Available Cash	Decrease in Available Cash	Amended Budget Running Balance
				\$	\$	\$	\$
2140225	Works Team - Office Expenses	Annual Budget Review amendment adopted at February OCM.	Operating Expenses			(900)	30,627
2140227	Works Team - Expendable Tools/Equipment	Annual Budget Review amendment adopted at February OCM.	Operating Expenses			(6,000)	24,627
2140231	Works Team - Telephone & Computer Services - Op Exp	Annual Budget Review amendment adopted at February OCM.	Operating Expenses			(1,945)	22,682
GM310	Depot Grounds Maintenance	Annual Budget Review amendment adopted at February OCM.	Operating Expenses		6,845		29,527
2140252	Minor Asset Purchases Workshop & Depot - Pub Works O'Heads - Op Exp	Annual Budget Review amendment adopted at February OCM.	Operating Expenses		6,000		35,527
2140394	LESS Plant Operation Costs Allocated to Works	Annual Budget Review amendment adopted at February OCM.	Operating Expenses			(14,396)	21,131
3140311	Reimbursements Inc GST- Op Inc - Plant Operation Costs	Annual Budget Review amendment adopted at February OCM.	Operating Revenue		14,396		35,527
2140504	Admin Staff Conference Expenses - Op Exp - Admin O'Heads	Annual Budget Review amendment adopted at February OCM.	Operating Expenses			(5,020)	30,507
2140515	Admin Other Insurances	Annual Budget Review amendment adopted at February OCM.	Operating Expenses			(1,107)	29,400
2140521	Admin Office Equip Mtce, Support, Licenses & Other Op Exps - Admin O/H	Annual Budget Review amendment adopted at February OCM.	Operating Expenses			(5,000)	24,400
2140591	Loss on Disposal of Assets - Op Exp - Admin O'Heads	Annual Budget Review amendment adopted at February OCM.	Operating Expenses	(2,524)			24,400
4140555	Plant & Equipment (Capital) - Administration	Annual Budget Review amendment adopted at February OCM.	Capital Expenses		111,634		136,034

**NOTES TO THE STATEMENT OF FINANCIAL ACTIVITY  
FOR THE PERIOD ENDED 31 MARCH 2026**

**NOTE 17  
BUDGET AMENDMENTS**

Amendments to original budget since budget adoption. Surplus/(Deficit)

GL/JOB Code	Description	Council Resolution	Classification	Non Cash Adjustment	Increase in Available Cash	Decrease in Available Cash	Amended Budget Running Balance
				\$	\$	\$	\$
5140550	Proceeds on Disposal of Assets - Cap Inc - Admin O'Heads	Annual Budget Review amendment adopted at February OCM.	Capital Revenue			(113,636)	22,398
5140551	Realisation on Disposal of Assets - Cap Inc - Admin O'Heads	Annual Budget Review amendment adopted at February OCM.	Capital Revenue	113,636			22,398
3140990	Profit on Disposal of Assets - Land/Subdivision	Annual Budget Review amendment adopted at February OCM.	Operating Revenue	8,180			22,398
5140950	Proceeds on Disposal of Assets - Cap Inc - Land/Subdivision Dev	Annual Budget Review amendment adopted at February OCM.	Capital Revenue		62,180		84,578
5140951	Realisation on Disposal of Assets - Cap Inc - Land/Subdivision Dev	Annual Budget Review amendment adopted at February OCM.	Capital Revenue	(62,180)			84,578
LD1306	Land Purchase Exps (Community Water Supply) - Cap Exp-Other Eco Ser	OCM 10 10 2025	Capital Expenses			(20,000)	64,578
5130654	Transfers From Reserve - Other Economic Services	OCM 10 10 2025	Capital Revenue		20,000		84,578
				<b>(98,306)</b>	<b>1,038,326</b>	<b>(953,748)</b>	<b>84,578</b>



## Application – Exemption to keep more than the Prescribed Number of Dogs

I  
APRIL DAHLSTROM

*Dog Act 1976 (Section 26)*

Of : 7 MEMORIAL AVE MUKINBUDIN WA 6479

Mobile: 0457518153	Home:	Work:
E-mail: Aprildahlstrom7@gmail.com		

Hereby make application for an exemption to be granted by the Shire of Mukinbudin as provided in Section 26 of the *Dog Act 1976* to permit me to keep the dogs referred to herein at the premises described in the application.

Property Address:	7 MEMORIAL AVE MUKINBUDIN WA 6479
Lot No:	
Property Size (square metres):	990
Will the dogs be effectively confined in or at the premises identified above?	YES
How long have you resided at the above premises?	11YEARS
Are you the owner of the premises?	YES

***If you are not the owner of the premises stated above, please attach written approval from the owner or authorised agent to keep the dogs subject to this application.***

Breed	Dog's Name	Age	Sex	Sterilised	Registration No.	Microchip Number
TOY POODLE	ZIGGY	4	M	NO	L 0608 LIFE	953010100398218
SPOODLE	LUNA	3	F	NO	LIFE	985141007304183
COCKER SPANIEL	BENSON	0.7 M	M	NO		953010007968039

***Note: If any dogs mentioned in this application are dangerous dogs – you must identify them on this form.***





## Application – Exemption to keep more than the Prescribed Number of Dogs

Explanation of why you wish to keep more than the prescribed number of dogs on your property (or see the attached).

IN MY RELIREMENT I WOULD LIKE TO BREED OODLES AND SELL THEN. I HAVE DONE THIS PREVOIUSLY IN A BIGGER SCALE 25YRS AGO.

Have you ever been issued with a penalty under the *Dog Act 1976* with respect to the keeping of any dogs? If so, please list details. NO

Do you intend breeding these dogs on the property? Yes

### Applicant's Declaration

- As part of the application process, I am aware that a Shire Ranger will undertake an inspection of my property to ensure the information provided meets with Council's Policy requirements.
- I am aware that the Shire of Mukinbudin may notify Owners/Occupiers of neighbouring properties as to any data or information contained in this application form.
- I certify that the details on this application are true and correct (false or misleading information may affect my application). I understand that completion of this form does not constitute automatic approval of my application.
- I agree that the Shire of Mukinbudin may at any time withdraw or amend the terms of any exemption which may at any time be granted with respect to Section 26 of the *Dog Act 1976*.

I hereby declare that the information stated above is correct.

Signature of applicant: A DAHLSTROM		Date: 23/03/26
--	--	----------------



Shire of Mukinbudin

RANGER SERVICES

INSPECTION SHEET

APPROVAL  
TO KEEP MORE THAN 2 DOGS

Owner/Occupier April Dahlstrom

Of 7 Memorial Street Mukinbudin

Telephone No.0457 518 153

Property Address As above

Date of 1st Inspection 19 Feb 2026

Date of 2nd Inspection N/A

DETAILS OF INSPECTION

Provision of Shade	Y	Y	Adequate.
Provision of Water	Y	Y	Sufficient food and water provided.
Fences able to contain dogs to property.	Y	Y	All secure fences
Registration details of dog	Y	Y	Details attached.
General condition of dogs	VG	Y	Clean and well cared for.
Cleanliness of property	Y	N	No faeces / food scraps.

Inspection conducted and had a conversation with the dog owner, she stated she has applied for a third dog and indicated she would like a fourth dog so she had a breeding pair, she also stated she had breed dogs before in Cannington. I inspected the property and the property is suitable and the dogs are very well cared for.

I conducted a check and no previous complaints have been received by the Shire. At the time of submitting this report no objections have been received.

A check was conducted with the RSPCA and there have never been any issues concerning this applicant. A survey was sent to adjoining residents, and no responses were received by the Shire.

#### Recommendations

Application be considered for approval by the Shire.

SHIRE RANGER *Dennis Maher*

DATE: 13 April 2026







2026-02-19 09:08:42



2026-02-19 09:03:42



2026-02-19 09:08:46



2026-02-19 09:18:08

11<sup>th</sup> March 2025

C.E.O. (Acting)  
Tanika McClennan  
Shire of Mukinbudin  
23 Calder Street  
Mukinbudin  
W.A. 6479

Dear Tanika,

Thank you for the opportunity to give you an indication of the approximate sale price of the property listed below.

On inspection, this is a purpose-built commercial building with composite fibro walls and an iron roof including 7 carpeted offices, 1 archive room, 2 study booths, kitchen, 1 open office area, 2 toilets, airconditioning complete with a 2.4-meter wide concreted verandahs.

Block Size 2,000 m<sup>2</sup>

Land District	Street Number	Lot Number	Volume	Folio	m <sup>2</sup>
Mukinbudin	8 White Street	Lots 70 & 71	1057	390	2,000

#### Comparable sales

Date	Address	Sale price	Area m <sup>2</sup>	Description
Feb 2024	53 Shadbolt Street, Mukinbudin	\$180,000.00	2,168 m <sup>2</sup>	Elders Real Estate
August 2023	142 Strugnell Street, Mukinbudin	\$97,000.00	4,254 m <sup>2</sup>	Unknown
November 2024	22 White Street, Mukinbudin	\$210,000.00	1,272 m <sup>2</sup>	Elders Real Estate

#### Property Assessment (Appraised Price)

It is my opinion that the potential sale price of this property would be \$600,000.00 - \$650,000.00.

This information is valid for 30 days from the date of appraisal.

Once again thank you for the opportunity.

Yours faithfully,



Peter Sippe

Disclaimer: This report is prepared strictly as an indication and not a sworn valuation and is solely for the party to whom it is addressed to provide an estimate of what the property may realise if offered for sale at the date of this report. No liability whatsoever shall be accepted by Elders Real Estate if used for any other purpose or by a third party.