



# Shire of Mukinbudin

## Ordinary Meeting of Council

# AGENDA

Meeting to be held in Council Chambers at  
15 Maddock Street, Mukinbudin  
Commencing at 1.00pm Tuesday 21<sup>st</sup> December 2021

Dirk Sellenger  
**CHIEF EXECUTIVE OFFICER**



**\*\*\*\* DISCLAIMER \*\*\*\***

No responsibility whatsoever is implied or accepted by the Shire of Mukinbudin for any act, omission or statement or intimation occurring during Council or Committee meetings. The Shire of Mukinbudin disclaims any liability for any loss whatsoever and howsoever caused arising out of reliance by any person or legal entity on any such act, omission or statement or intimation occurring during Council or Committee meetings. Any person or legal entity who acts or fails to act in reliance upon any statement, act or omission made in a Council or Committee meeting does so at that person's or legal entity's own risk.

In particular and without derogating in any way from the broad disclaimer above, in any discussion regarding any planning application or application for a licence, any statement or intimation of approval made by a member or officer of the Shire of Mukinbudin during the course of any meeting is not intended to be and is not to be taken as notice of approval from the Shire of Mukinbudin. The Shire of Mukinbudin warns that anyone who has any application lodged with the Shire of Mukinbudin must obtain and should only rely on written confirmation of the outcome of the application, and any conditions attaching to the decision made by the Shire of Mukinbudin in respect of the application.

**ETHICAL DECISION MAKING AND CONFLICTS OF INTEREST**

Council is committed to a code of conduct and all decisions are based on an honest assessment of the issue, ethical decision-making and personal integrity. Councillors and staff adhere to the statutory requirements to declare financial, proximity and impartiality interests and once declared follow the legislation as required.



Dirk Sellenger  
**CHIEF EXECUTIVE OFFICER**

## Table of Contents

- 1. Declaration of Opening**
  - 1.1 Declaration of Opening
  
- 2. Record of Attendance, apologies, approved leave of absence**
  - 2.1 Present
  - 2.2 Staff
  - 2.3 Visitors
  - 2.4 Apologies
  - 2.5 Approved Leave of Absence
  - 2.6 Applications for leave of absence
  
- 3. Public Question Time**
  - 3.1 Response to previous questions taken on notice
  - 3.2 Declaration of Public Question time open
  - 3.3 Declaration of public time closed
  
- 4. Declarations of Interest**
  
- 5. Petitions, Deputations, Presentations**
  - 5.1 Petitions
  - 5.2 Deputations
  - 5.3 Presentations
  
- 6. Announcements by the presiding member without discussion**
  
- 7. Confirmation of minutes of previous meetings**
  - 7.1 Confirmation of Minutes of Ordinary Meeting of Council held on 16<sup>th</sup> November 2021.
  
- 8. Reports**
  - 8.1 Council Monthly Information Reports**
    - 8.1.1 Receipt of December 2021 Information Report
  
  - 8.2 Finance Reports**
    - 8.2.1 List of Payments – November 2021
    - 8.2.2 Monthly Financial Statement – November 2021

**8.3 Chief Executive Officer's Reports**

- 8.3.1 NEWROC Executive Meeting Minutes 30<sup>th</sup> November 2021
- 8.3.2 SRRG Meeting Minutes 15<sup>th</sup> November 2021
- 8.3.3 Great Eastern Country Zone Meeting Minutes 22<sup>nd</sup> November 2021
- 8.3.4 Australia Day Citizen of the Year Awards 2021 \*CONFIDENTIAL\*
- 8.3.5 Council Meeting Dates 2022
- 8.3.6 Amendment to Fees & Charges – Cruickshank House
- 8.3.7 Beringbooding Tank – Ownership
- 8.3.8 Local Government Legislative Reform
- 8.3.9 Capital Road Works – Beringbooding Road

**9. Elected members Motions of which previous notice has been given**

- 9.1 Nil

**10. Urgent Business without notice (with the approval of the President or meeting)**

- 10.1 Nil

**11. Dates to Remember**

- 11.1 See attached list

**12. Closure of Meeting**

- 12.1 Closure of Meeting

## AGENDA

Agenda of the Ordinary Meeting of Council to be held in Council Chambers, Maddock Street, Mukinbudin on 21<sup>st</sup> December 2021.

### 1. Declaration of Opening

The Shire President to declare the Meeting open at \_\_\_pm

### 2. Record of attendance, apologies, and approved leave of absence

#### 2.1 Present:

Cr G Shadbolt	Shire President
Cr R Nicoletti	Deputy President
Cr G Bent	
Cr A Farina	
Cr C McGlashan	
Cr S Paterson	
Cr J Seaby	
Cr S Ventris	
Cr A Walker	

#### 2.2 Staff:

Dirk Sellenger	Chief Executive Officer
Louise Sellenger	Manager of Corporate Services

#### 2.3 Visitors:

#### 2.4 Apologies:

Ed Nind	Manager Finance
---------	-----------------

#### 2.5 On leave of absence:

#### 2.6 Applications for leave of absence:

### 3. Public Question Time (min 15 minutes)

#### 3.1 Response to previous questions taken on notice.

Nil

#### 3.2 Declaration of public question time opened (minimum 15 mins)

The Shire President to declare public question time open at \_\_\_\_pm.

#### 3.3 Declaration of public question time closed

The Shire President to declare public question time closed at \_\_\_\_pm.

### 4. Declarations of Interest

### 5. Petitions, deputations and presentations

- 5.1 Petitions
- 5.2 Deputations
- 5.3 Presentations

5.3.1 Whispie Bayly will be addressing council regarding a proposal for an Art Gallery in Mukinbudin.

**6. Announcements by the Presiding person without discussion**

**7. Confirmation of the Minutes of previous meetings**

- 7.1 Confirmation of Minutes for the Ordinary Meeting of Council held on the 16<sup>th</sup> November 2021.

**Voting Requirement**

Simple Majority

**OFFICER RECOMMENDATION**

**Council Decision Number -**

**Moved: Cr**

**Seconded: Cr**

**That the Minutes of the Ordinary Meeting of Council held on the 16<sup>th</sup> November 2021 be accepted as a true and correct record of proceedings.**

**Carried /**

## 8.1 MONTHLY INFORMATION REPORT

<b>8.1.1 December 2021 Information Report</b>	
Location:	Mukinbudin
File Ref:	ADM 360
Applicant:	Louise Sellenger, Manager of Corporate Services
Date:	7 <sup>th</sup> December 2021
Disclosure of Interest:	Nil
Responsible Officer	Dirk Sellenger, Chief Executive Officer
Author:	Louise Sellenger, Manager of Corporate Services
Voting Requirements	Simple Majority
Documents Attached	Nil
Documents Tabled	Nil

### **Summary**

To allow Council to receive the Monthly Information Report including reports from Manager of Works, Manager of Corporate Services, Caravan Park Manager, Aquatic Centre Manager and Environmental Health Officer.

### **Background Information**

Reports are presented to Council on operational matters within the Shire of Mukinbudin.

### **Officer Comment**

Refer to Information Report.

### **Strategic & Social Implications**

#### **Consultation**

Dirk Sellenger – Chief Executive Officer  
 Luke Sprigg – Manager of Works  
 Tania Sprigg - Caravan Park Manager  
 Allan Ramsay – Environmental Health Officer  
 Simon Comerford – Aquatic Centre Manager

**Statutory Environment** Nil

**Policy Implications** Nil

**Financial Implications** Nil

### **OFFICER RECOMMENDATION**

**Council Decision Number –**

**Moved: Cr**

**Seconded: Cr**

**That Council receive the December 2021 Information Report.**

**Carried /**

## 8.2 Finance Reports

<b>8.2.1 List of Payments – November 2021</b>	
Location:	Mukinbudin
File Ref:	ADM 007
Applicant:	Edward Nind – Finance Manager
Date:	7 <sup>th</sup> December 2021
Disclosure of Interest:	Nil
Responsible Officer:	Edward Nind – Finance Manager
Author:	Melissa Jones – Finance Officer
Voting Requirements	Simple Majority
Documents Attached	List of Payments – Municipal Account (4 pages) List of Payments – Restricted Muni Account (1 pages) Credit Card Summary October 2021 (1 page) Corporate Credit Card Statement October 2021 (4 pages)
Documents Tabled	Nil

***If a Councillor has any questions regarding the enclosed finance report, please see the Finance Manager prior to the meeting so that a researched answer may be provided.***

### **Summary**

List of payments made in November 2021 for endorsement by Council.

### **Background Information**

A list of payments submitted to Council on 21<sup>st</sup> December 2021, for confirmation in respect of accounts already paid or for the authority to those unpaid. (Please refer to Payment listing submitted as a separate attachment).

### **Officer Comment**

Standard process of obtaining Council endorsement of payments.

### **Strategic & Social Implications**

N/A

### **Consultation**

N/A

### **Statutory Environment**

A list of payments is required to be presented to Council as per section 13 of the Local Government (Financial Management) Regulations 1996.

### **Policy Implications**

Council Policy No. 1.6.5 (e) states that a list of payments is required to be presented to Council each month in accordance with Financial Management Regulations 13(1) for recording in the minutes.

### **Financial Implications**

All payments have been made in accordance with the 2021/2022 Budget.



**OFFICER RECOMMENDATION****Council Decision Number –****Moved: Cr****Seconded: Cr****That the list of payments made in November 2021, be endorsed for payment.****Municipal Fund:**

Muni EFTs	EFT 6582	to	EFT 6697	\$488,739.27
Muni Cheques	Chq 31916	to	Chq 31917	\$33,358.09
Muni Direct Debits (Superannuation, loans, leases)	DD 8521.1	to	DD 8547.11	\$14,507.17
Pays on (Not included on payment listing)			10/11/21 & 24/11/21	\$78,679.56
<b>Total Municipal Funds</b>				<b>\$615,284.09</b>

**Restricted Muni Fund:**

Trust EFTs	EFT -	to	EFT -	\$0.00
Trust Cheques	Chq -	to	Chq -	\$0.00
Trust Direct Debits	DD 8507.1	to	DD 8573.1	\$23,192.80
<b>Total Trust Funds</b>				<b>\$23,192.80</b>

**Carried /**

Date: 03/12/2021  
Time: 1:32:14PM

Shire of Mukinbudin

9  
USER: Melissa Jones  
PAGE: 1

<b>Cheque /EFT No</b>	<b>Date</b>	<b>Name Invoice Description</b>	<b>INV Amount</b>	<b>Amount</b>
EFT6583		<b>Bendigo Bank Mastercard</b> Various Mastercard Purchases September		2,091.79
EFT6584		<b>Absolutely All Electrical</b> Disconnecting Evap AC Units in Aged Units 1-8 & Service Reverse Cycle Units		417.45
EFT6585		<b>Australian Silica Quartz Pty Ltd</b> Rates refund for assessment A1081 LOT E70/05070 MINING TENEMENT MUKINBUDIN WA 6479		58.62
EFT6586		<b>Bencubbin Community Resource Centre Inc</b> Printing: A4 Self Carboning Invoice & Workbooks (20 pages) Road Making Materials Books		15.00
EFT6588		<b>Boc Limited</b> Depot Gas Bottles Rental/ Service Charges August 2021		87.45
EFT6589		<b>Chatfields</b> Various Tree for clearing Site Rehabilitation		532.40
EFT6590		<b>Copier Support</b> Copier Service Charges 23 July to 20 September		409.11
EFT6591		<b>Crown Hotels</b> Crown Metropol LG Conference		2,064.90
EFT6592		<b>Eastern Wheatbelt Biosecurity Group Inc</b> EWBG Membership 21/22		110.00
EFT6593		<b>Emma Shadbolt</b> Supply of Cakes for Morning and Afternoon Tea for Council Meeting		50.00
EFT6594		<b>Hayden Sprigg</b> Caravan Park Show entertainment - 30/09/2021		500.00
EFT6595		<b>Iga Mukinbudin</b> Various Purchases for Council, Admin & Caravan Park		126.36
EFT6596		<b>Landgate</b> Valuations G2021/2		111.70
EFT6597		<b>Mukinbudin Trading Post</b> September Monthly Admin Purchases		58.03
EFT6598		<b>Officeworks</b> Conference Cam, Poster Frame A3 & 3 2022 Diaries.		577.81
EFT6599		<b>Palm Plumbing</b> Replacement Gas Regulator on hot water system at 12 White Street		328.57
EFT6600		<b>Shire Of Trayning</b> Medical Practice Expenses September 2021		7,390.91
EFT6601		<b>Sippes Mukinbudin</b> Various Purchases for Building Mtnce, Parks & Gardens, Depot, Admin & Pool		1,722.42
EFT6602		<b>Synergy</b> September Synergy Account for All Shire buildings.		19,196.47
EFT6603		<b>Telstra</b> Monthly Phone Account- September 2021		694.49
EFT6604		<b>Tim Batt Water Solutions Pty Ltd</b> Chlorine Probe for Swimming Pool plus for freight		1,045.00
EFT6605		<b>Walga</b> WALGA Conference - 1 Admin + 6 Members (plus family)		6,660.00
EFT6606		<b>Wallis Computer Solution</b> Additional Billable Time IT support in addition to the "ITS GOLD" agreement		1,561.45
EFT6607		<b>Winchester Industries</b> Supply Various stone for Road repairs		50,372.06
EFT6608		<b>Absolutely All Electrical</b> Various Electrical work		2,455.69
EFT6609		<b>Acot500</b> Magnet for New light Bar for New Ford Ranger		104.39

<b>Cheque /EFT No</b>	<b>Date</b>	<b>Name Invoice Description</b>	<b>INV Amount</b>	<b>Amount</b>
EFT6610		<b>Avon Waste</b> Rubbish Service October 2021		4,922.66
EFT6611		<b>Benjamin Luke Sprigg</b> Door Handles 12 White & Parts of Pool Cricket Net		86.34
EFT6612		<b>CORSIGN WA PTY LTD</b> Swimming Pool admittance/price sign		77.00
EFT6613		<b>Civic Legal</b> Legal Costs - Disposal of third party goods		495.00
EFT6614		<b>Toll Group</b> Various Freight		127.67
EFT6615		<b>Geraghtys Engineering &amp; Auto Electrics</b> 45,000km Service Ford Ranger		781.05
EFT6616		<b>Great Southern Fuels</b> Fuel Account - October 2021		15,839.65
EFT6617		<b>Hersey's Safety Pty Ltd</b> Various Depot/ Works Purchases		577.50
EFT6618		<b>Iga Mukinbudin</b> Various Purchases for Admin, Council & Caravan Park		60.65
EFT6619		<b>Muka Tyre Mart</b> Various Tyres for Various Vehicles		2,866.00
EFT6620		<b>Mukinbudin Butchers</b> Roast Beef, cooked and sliced for Sundowner		220.20
EFT6621		<b>Nutrien Ag Solutions</b> 40 x 25Kg bags Eco- Prime Fertiliser		1,401.40
EFT6622		<b>Piano Magic</b> Tuning of Piano at Memorial Hall		300.00
EFT6623		<b>Platypus Music</b> Live Music at Cvan Park & Sundowner		450.00
EFT6624		<b>Roslyn Stevenson</b> Hire of 2 Bell Tents 1 - 3 October		420.00
EFT6625		<b>Rural Water Council</b> Rural Water Council Membership 2021		300.00
EFT6626		<b>Telstra</b> Phone Call Charges Muka Matters 11 Oct - 10 Nov		1,194.70
EFT6627		<b>Timinta Holdings Pty Ltd</b> Hire of Kanga for works on Various Roads		2,541.00
EFT6628		<b>Walga</b> WALGA Memberships 2021/2022 FY		24,309.87
EFT6629		<b>West Coast Sporting Surfaces</b> Install of 4th Court Surface - LRCIP Project		23,650.00
EFT6630		<b>Astro Alloys</b> Cleaning Products for Caravan Park		541.20
EFT6631		<b>Cjd Equipment Pty Ltd</b> Inspection and Repairs to Brakes & Suspension DAF Truck		19,446.83
EFT6632		<b>Landgate</b> Valuation Schedule G2021/3		70.40
EFT6633		<b>Local Government Professionals Australia (wa) Annual</b> Conference Registration Dirk Sellenger		1,390.00
EFT6634		<b>Ramsay Constructions Pty Ltd</b> EHO Work for September 2021 On and Off Site		1,650.00
EFT6635		<b>Rylan Pty Ltd</b> Kerbing to Various Locations		27,633.10

<b>Cheque /EFT No</b>	<b>Date</b>	<b>Name Invoice Description</b>	<b>INV Amount</b>	<b>Amount</b>
EFT6636		<b>West Coast Sporting Surfaces</b> Construction of 3 Lykold Gel Tennis Courts as per Quote 21079		159,500.00
EFT6637		<b>Australia Post</b> Australia post account for the month of October		34.43
EFT6638		<b>Bf &amp; Jd Atkins</b> Transport Multi Roller to Nungarin Shire		330.00
EFT6639		<b>Bob Waddell Consultant</b> Assistance with, and the preparation of, the Annual Financial Statements 2020-2021		5,610.00
EFT6640		<b>Boc Limited</b> Depot & Pool Gas bottle/Service Charges October 2021		44.45
EFT6641		<b>Bunnings Trade</b> Christmas Decorations Main Street		696.58
EFT6642		<b>D&amp;D Transport</b> Invoice for 1x Pallet from Ashpalt in a bag for Depot Road Patching		295.42
EFT6643		<b>Dowerin Refrigeration</b> Repairs to a refrigerator at the Cafe. Replacing two fans.		400.00
EFT6644		<b>Eastern Hills Saws &amp; Mowers</b> Ear Muffs		49.50
EFT6645		<b>Hutton &amp; Northey</b> Hydraulic Hose for Road Sweeper, No 1 Engine Oil & Bolts, Nuts & Washers for Old slasher		230.57
EFT6646		<b>Lock, Stock &amp; Farrell</b> 2 New Padlocks & Keys for Sport Complex - Tennis Courts plus Postage		238.70
EFT6647		<b>Mukinbudin Community Resource Centre</b> 3x A2 Canvas Prints for the Botanical Walk - Local Flora		135.00
EFT6648		<b>Mukinbudin Steel Fabricators</b> Fencing material for new Recycle Depot on Mukinbudin - Wialki Road Outsid		993.30
EFT6649		<b>Mukinbudin Trading Post</b> Various Monthly Purchases for October plus Ink for Depot Printer		331.87
EFT6650		<b>Stormrose Pty Ltd</b> Gravel Royalites Bonnie Rock Lake Brown Rd 3683 m3		3,241.04
EFT6651		<b>Sw Taylor (prompt Safety Solutions)</b> Prepare for and conduct Works Toolbox OHS Meeting & Update Hazardous Substance Register		1,210.00
EFT6652		<b>Tania Sprigg</b> Washing Powder purchased for the Caravan Park by Tania sprigg from The Good Guys		213.90
EFT6653		<b>Tim Batt Water Solutions Pty Ltd</b> Exetrol FAC Probe Cable including freight		195.79
EFT6654		<b>Toll Group</b> Freight from Herseys Safety for PO 33317		11.01
EFT6655		<b>Two Dogs Home Hardware</b> 3 x Doors for 12 White Street		138.70
EFT6656		<b>Wa Contract Ranger Services Pty Ltd</b> WA Contract Ranger Services for 2021/2022 FY - October (25/10) & November (3/11 & 8/11)		561.00
EFT6657		<b>Westrac Pty Ltd</b> Cutting Teeth & Bolts & Nuts for Posthole Borer		161.92
EFT6658		<b>Bendigo Bank Mastercard</b> Various October Purchases on Shire Credit Card		1,975.03
EFT6659		<b>Absolutely All Electrical</b> Installation of Aircon into Mukinbudin Cafe as per quote: EST-0363		2,543.64
EFT6660		<b>Bob Waddell Consultant</b> Assistance with, and the preparation of, the Annual Financial Report		297.00
EFT6661		<b>Comfort Style Furniture Merredin</b> Sofa Bed for Cruickshank Rd, with Freight to Muka		1,410.00

<b>Cheque /EFT No</b>	<b>Date</b>	<b>Name Invoice Description</b>	<b>INV Amount</b>	<b>Amount</b>
EFT6662		<b>Dirk Sellenger</b> Reimbursement for Phone August 2021		145.52
EFT6663		<b>Hersey's Safety Pty Ltd</b> Various Depot Consumables		685.01
EFT6664		<b>Hilda Scrivener</b> Reimbursment for Travel Expenses DOT Training		228.73
EFT6665		<b>Hutton &amp; Northey</b> Parts for Side Tipper Trailer		131.62
EFT6666		<b>Jason Signmakers</b> Caravan Park magnetic price sign:		157.29
EFT6667		<b>Mc &amp; De Ventriss Family Trust</b> Gravel for Lavery Road		4,634.00
EFT6668		<b>Piccolo Family Trust T/a Mukinbudin Hotel Motel</b> Food and Refreshment for Council July to October		4,211.00
EFT6669		<b>Ramsay Constructions Pty Ltd</b> EHO Consultant Work for October 2021		1,430.00
EFT6670		<b>RVJ Resources</b> Service MBL1		645.15
EFT6671		<b>Sally Jane Putt</b> Sally Jane Putt Logo design Aquatic Centre & Caravan Park		990.00
EFT6672		<b>Shire Of Trayning</b> Medical Practice Costs August 2021		2,541.72
EFT6673		<b>Synergy</b> Power Account 12 White Street Final		42.15
EFT6674		<b>The Vacuum Doctor</b> Vacuum bags for Shire Office Vacuum Cleaner		79.00
EFT6675		<b>WA Country Health Service</b> Workers Compensation - J Abdullah		339.00
EFT6676		<b>Wallis Computer Solution</b> Braytek Router for 12 Salmon Gum CEO House		1,270.08
EFT6677		<b>All Ways Foods</b> 1x carton Roche Toilet Paper		42.95
EFT6678		<b>Bf &amp; Jd Atkins</b> Pushing of Gravel in Squires pit for Karomin Road		1,914.00
EFT6679		<b>Bob Waddell Consultant</b> Assistance with, and the preparation of, the Annual Financial Statements 2020-2021		99.00
EFT6680		<b>Braude Architects</b> Conceptual Design of Muka Cafe Building		6,600.00
EFT6681		<b>Burgess Rawson</b> Water Usage at Toilets on Shadbolt Street 103KL used		315.20
EFT6682		<b>Commercial Locksmiths</b> Supply & Freight new Intercom Kit		555.50
EFT6683		<b>Copier Support</b> Printer Meter Reading from 25/10/2021 to 23/11/2021		620.54
EFT6684		<b>D I Tomas Contracting</b> Footpath construction - Maddock Street & All of the Cross Overs		17,719.08
EFT6685		<b>Department Of Water &amp; Environmental Regulation</b> Part repayment of CWSP grant for Barbalin Rock Catchment & Dam Project		11,000.00
EFT6686		<b>Dirk Sellenger</b> Reimbursement for payment of Accommodation due to Credit Card error.		1,270.98
EFT6687		<b>Hersey's Safety Pty Ltd</b> Works Crew Uniforms. Daniel, Dave, Steven, Denis, Coraline, Phil & Cameron		2,195.67

Cheque /EFT No	Date	Name Invoice Description	INV Amount	Amount
EFT6688		<b>Hutton &amp; Northey</b> T Bolts & Hose clamps for P462.		22.02
EFT6689		<b>John Squire &amp; Co</b> Gravel Royalties Karomin Rd - 4182m3		6,273.00
EFT6690		<b>Kty Electrical Services</b> Replace Fluro Light Fitting - Cafe		290.51
EFT6691		<b>Muka Handy Service</b> Resetting the paving bricks at the Aged Units Path		905.00
EFT6692		<b>Newroc</b> Local Government Conference NEWROC Dinner & Drinks		938.00
EFT6693		<b>Newtravel Inc</b> 2021-22 Newtravel Membership & Marketing Contributions		7,900.00
EFT6694		<b>On Hold On Line</b> On Hold Messages FY 2021/22 - October 2021		77.00
EFT6695		<b>Pacer Legal</b> Professional Fees as per the attached Schedule for Transfer of Lake Brown Land for Deceased owner Kevin John Manuel 1,089.00		
EFT6696		<b>Toll Group</b> Various Freight for ABCO (Caravan Park), Hersey Safety (Works Crew uniform). Walga		243.41
EFT6697		Member Training - Abi Farina		195.00
31916		<b>Water Corporation</b> Water Account Various Locations		16,722.69
31917		<b>Mukinbudin Steel Fabricators</b> In Accordance with Professional Legal Advice & Council Meeting \$200 Gestu		200.00
31918		<b>Water Corporation</b> Various Water bills paid via chq		16,435.40
DD8521.1		<b>Ioof</b> Superannuation contributions		238.61
DD8521.2		<b>Prime Super</b> Superannuation contributions		383.15
DD8521.3		<b>SM Superfund</b> Payroll deductions		1,269.99
DD8521.4		<b>Aware Super</b> Superannuation contributions		3,228.12
DD8521.5		<b>Wealth Personal Superannuation And Pension Fund</b> Superannuation contributions		206.01
DD8521.6		<b>Hestra Superannuation</b> Superannuation contributions		407.18
DD8521.7		<b>Australian Super</b> Superannuation contributions		214.80
DD8521.8		<b>Bendigo Smartstart Super</b> Superannuation contributions		368.08
DD8521.9		<b>Sunsuper</b> Superannuation contributions		216.90
DD8547.1		<b>Ioof</b> Superannuation contributions		238.61
DD8547.2		<b>Prime Super</b> Superannuation contributions		439.68
DD8547.3		<b>SM Superfund</b> Payroll deductions		1,269.99
DD8547.4		<b>Aware Super</b> Superannuation contributions		3,458.38

Date: 03/12/2021  
 Time: 1:32:14PM

Shire of Mukinbudin

USER: Melissa Jones  
 PAGE: 6

Cheque /EFT No	Date	Name Invoice Description	INV Amount	Amount
		<b>Wealth Personal Superannuation And Pension Fund</b>		
DD8547.5		Superannuation contributions		214.59
		<b>Hestra Superannuation</b>		
DD8547.6		Superannuation contributions		407.18
		<b>Australian Super</b>		
DD8547.7		Superannuation contributions		214.80
		<b>Bendigo Smartstart Super</b>		
DD8547.8		Superannuation contributions		368.08
		<b>Sunsuper</b>		
DD8547.9		Superannuation contributions		216.90
		<b>Aware Super</b>		
DD8566.1		Repayment of Super for Ross Parker		563.15
		<b>Rest Industry Super</b>		
DD8521.10		Superannuation contributions		224.81
		<b>Retirement Portfolio Service Anz Smart Choice Super</b>		
DD8521.11		Superannuation contributions		63.01
		<b>Rest Industry Super</b>		
DD8547.10		Superannuation contributions		224.81
		<b>Retirement Portfolio Service Anz Smart Choice Super</b>		
DD8547.11		Superannuation contributions		70.34

REPORT TOTALS

Bank Code	Bank Name	TOTAL
1	Muni Bank - 633-000 116456799	536,604.53
<b>TOTAL</b>		<b>536,604.53</b>

Date: 03/12/2021  
Time: 1:33:25PM

Shire of Mukinbudin


15  
USER: Melissa Jones  
PAGE: 1

<b>Cheque /EFT No</b>	<b>Date</b>	<b>Name Invoice Description</b>	<b>INV Amount</b>	<b>Amount</b>
DD8507.1		<b>Department Of Transport</b> PAYMENT OF LICENSING FEES COLLECTED 01/11		29.90
DD8509.1		<b>Department Of Transport</b> PAYMENT OF LICENSING FEES COLLECTED 02/11		1,100.20
DD8511.1		<b>Department Of Transport</b> PAYMENT OF LICENSING FEES COLLECTED 03/11		498.95
DD8515.1		<b>Bond Administrator</b> PAYMENT OF BOND FOR S PATERSON		480.00
DD8526.1		<b>Department Of Transport</b> PAYMENT OF LICENSING FEES COLLECTED 08/11		811.05
DD8528.1		<b>Department Of Transport</b> PAYMENT OF LICENSING FEES COLLECTED 11/11		1,372.90
DD8530.1		<b>Department Of Transport</b> PAYMENT OF LICENSING FEES COLLECTED 12/11		1,486.90
DD8533.1		<b>Department Of Transport</b> PAYMENT OF LICENSING FEES COLLECTED 15/11		743.15
DD8535.1		<b>Department Of Transport</b> PAYMENT OF LICENSING FEES COLLECTED 16/11		6,561.10
DD8541.1		<b>Department Of Transport</b> PAYMENT OF LICENSING FEES COLLECTED 17/11		1,213.75
DD8543.1		<b>Department Of Transport</b> PAYMENT OF LICENSING FEES COLLECTED 18/11		424.85
DD8552.1		<b>Department Of Transport</b> PAYMENT OF LICENSING FEES COLLECTED 22/11		973.50
DD8554.1		<b>Department Of Transport</b> PAYMENT OF LICENSING FEES COLLECTED 23/11		1,323.45
DD8556.1		<b>Department Of Transport</b> PAYMENT OF LICENSING FEES COLLECTED 24/11		724.60
DD8558.1		<b>Department Of Transport</b> PAYMENT OF LICENSING FEES COLLECTED 25/11		2,045.75
DD8560.1		<b>Department Of Transport</b> PAYMENT OF LICENSING FEES COLLECTED 26/11		1,723.30
DD8562.1		<b>Department Of Transport</b> PAYMENT OF LICENSING FEES COLLECTED 19/11		1,515.00
DD8571.1		<b>Department Of Transport</b> PAYMENT OF LICENSING FEES COLLECTED 29/11		48.80
DD8573.1		<b>Department Of Transport</b> PAYMENT OF LICENSING FEES COLLECTED 30/11		115.65

**REPORT TOTALS**

<b>Bank Code</b>	<b>Bank Name</b>	<b>TOTAL</b>
2	Restricted Muni - Trust Bank - 633-000 116457	<b>23,192.80</b>
<b>TOTAL</b>		<b>23,192.80</b>



009669  
  
 SHIRE OF MUKINBUDIN  
 PO BOX 67  
 MUKINBUDIN WA 6479

**Your details at a glance**

<b>BSB number</b>	<b>633-000</b>
<b>Account number</b>	<b>693723967</b>
Customer number	11762408/M201
Account title	SHIRE OF MUKINBUDIN SHIRE OF MUKINBUDIN

**Account summary**

Statement period	1 Nov 2021 - 30 Nov 2021
Statement number	153
Opening balance on 1 Nov 2021	\$1,975.03
Payments & credits	\$1,975.03
Withdrawals & debits	\$1,499.56
Interest charges & fees	\$4.00
<b>Closing Balance on 30 Nov 2021</b>	<b>\$1,503.56</b>

**Account details**

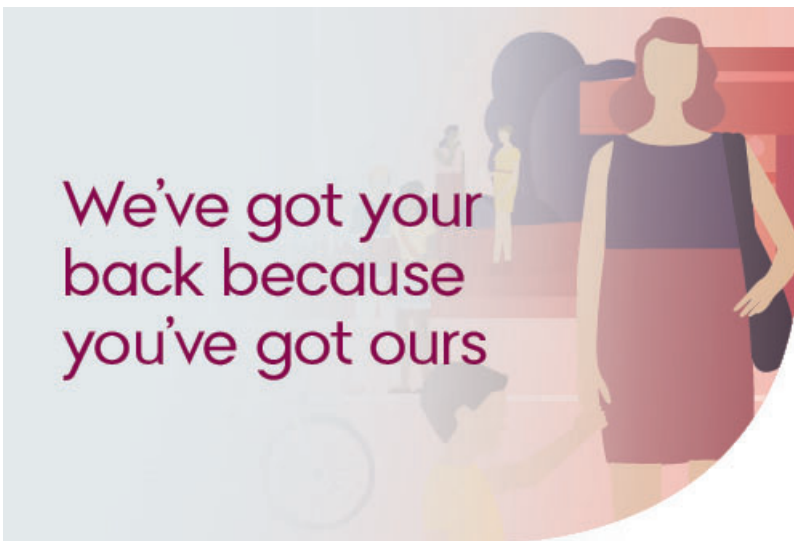
Credit limit	\$5,000.00
Available credit	\$3,496.44
Annual purchase rate	13.990%
Annual cash advance rate	13.990%

**Payment details**

Minimum payment required	\$45.10
<b>Payment due</b>	<b>14 Dec 2021</b>

**Any questions?**

Contact Tara Chambers at 29 Shadbolt St, Mukinbudin 6479 on **08 9047 1377**, or call **1300 BENDIGO** (1300 236 344).



We've got your back because you've got ours

**Business Credit Card**

**Minimum Payment Warning.** If you make only the minimum payment each month, you will pay more interest and it will take you longer to pay off your balance.

If you make no additional charges using this card and each month you pay the minimum payment	You will pay off the Closing Balance shown on this statement in about <b>10 years and 4 months</b>	And you will pay an estimated total of interest charges of <b>\$835.17</b>
If you make no additional charges using this card and each month you pay <b>\$72.18</b>	You will pay off the Closing Balance shown on this statement in about <b>2 years</b>	And you will pay an estimated total of interest charges of <b>\$228.76, a saving of \$606.41</b>

**Having trouble making payments?**

If you are having trouble making credit card repayments, please contact our Mortgage Help Centre on 1300 652 146.

AGENDA ORDINARY MEETING OF COUNCIL TO BE HELD 21 DECEMBER 2021

874BH103 / E-0 / S-571 / F571 / 0011762408001667

## Business Credit Card

Date	Transaction	Withdrawals	Payments	Balance
<b>Opening balance</b>				<b>\$1,975.03</b>
3 Nov 21	CHEMIST WAREHOUSE, C ANNINGTON AUS RETAIL PURCHASE 02/11 CARD NUMBER 552638XXXXXXXX196 1	23.97	✓	1,999.00
3 Nov 21	CROWN PERTH PARKING, BURSWOOD AUS RETAIL PURCHASE 01/11 CARD NUMBER 552638XXXXXXXX196 1	20.24	✓	2,019.24
4 Nov 21	CROWN METROPOL PERTH , BURSWOOD AUS RETAIL PURCHASE 01/11 CARD NUMBER 552638XXXXXXXX196 1	28.00	✓	2,047.24
5 Nov 21	Crown Perth, Burswo d AUS RETAIL PURCHASE 04/11 CARD NUMBER 552638XXXXXXXX196 1	271.22	✓	2,318.46
6 Nov 21	CROWN METROPOL PERTH , BURSWOOD AUS RETAIL PURCHASE 04/11 CARD NUMBER 552638XXXXXXXX196 1	38.00	✓	2,356.46
6 Nov 21	APPLE.COM/BILL, SYDN EY AUS RETAIL PURCHASE 04/11 CARD NUMBER 552638XXXXXXXX196 1	4.49	✓	2,360.95
6 Nov 21	Crown Metropol Perth , Burswood AUS RETAIL PURCHASE 05/11 CARD NUMBER 552638XXXXXXXX196 1	44.02	✓	2,404.97
7 Nov 21	Crown Perth, Burswo d AUS RETAIL PURCHASE 05/11 CARD NUMBER 552638XXXXXXXX196 1	86.02	✓	2,490.99
12 Nov 21	Aussie Broadband lim it,MORWELL AUS RETAIL PURCHASE 11/11 CARD NUMBER 552638XXXXXXXX196 1	79.00	✓	2,569.99

874BH103 / E-0 / S-572 / F-572 / 0011762408001667

Date Paid \_\_\_ / \_\_\_ / \_\_\_ Amount \$ \_\_\_\_\_

## Business Credit Card - Payment options



**Pay in person:** Visit any **Bendigo Bank** branch to make your payment.



**Pay by post:** Mail this slip with your cheque to -  
**PO Box 480 Bendigo VIC 3552.**  
 If paying by cheque please complete the details below.



**Internet banking:** Pay your credit card using ebanking 24 hours a day, 7 days a week.  
[www.bendigobank.com.au](http://www.bendigobank.com.au)



**Bill code: 342949**  
**Ref: 693723967**



Register for Internet or Phone Banking call **1300 BENDIGO** (1300 236 344). This service enables you to make payments conveniently between your Bendigo Bank accounts 24/7.

**Bank@Post™** Pay at any Post Office by **Bank@Post** Agency Banking using your credit card.

## Business Credit Card

**BSB number** 633-000  
**Account number** 693723967  
**Customer name** SHIRE OF MUKINBUDIN  
**Minimum payment required** \$45.10  
**Closing Balance on 30 Nov 2021** \$1,503.56  
**Payment due** 14 Dec 2021

Date	Payment amount
<input type="text"/>	<input type="text"/>

Drawer	Chq No	BSB	Account No	\$	¢
<input type="text"/>	<input type="text"/>	<input type="text"/>	<input type="text"/>	<input type="text"/>	<input type="text"/>

<sup>^</sup>Fees will apply for payments made using Bank@Post. Refer to Bendigo Bank Schedule of Fees & Charges and Transaction Account Rebates.

**Business Credit Card** *(continued)*

Date	Transaction	Withdrawals	Payments	Balance
14 Nov 21	PERIODIC TFR 00117624081201 00000000000		1,975.03	594.96
15 Nov 21	MessageMedia, Melbourne AUS RETAIL PURCHASE 14/11 CARD NUMBER 552638XXXXXXXX196 1	130.35	✓	725.31
17 Nov 21	WATER CORPORATION, B ALCATTA AUS RETAIL PURCHASE 15/11 CARD NUMBER 552638XXXXXXXX196 1	77.99	✓	803.30
17 Nov 21	WATER CORPORATION, B ALCATTA AUS RETAIL PURCHASE 15/11 CARD NUMBER 552638XXXXXXXX196 1	26.21	✓	829.51
17 Nov 21	WATER CORPORATION, B ALCATTA AUS RETAIL PURCHASE 15/11 CARD NUMBER 552638XXXXXXXX196 1	9.37	✓	838.88
17 Nov 21	WATER CORPORATION, B ALCATTA AUS RETAIL PURCHASE 15/11 CARD NUMBER 552638XXXXXXXX196 1	27.74	✓	866.62
19 Nov 21	Harvey Norman On, Homebush West AUS RETAIL PURCHASE 18/11 CARD NUMBER 552638XXXXXXXX196 1	458.95	✓	1,325.57
19 Nov 21	WA HINO, WELSHPOOL AUS RETAIL PURCHASE 18/11 CARD NUMBER 552638XXXXXXXX196 1	149.00	✓	1,474.57
22 Nov 21	TWO DOGS HARDWARE, MERRIEDIN AUS RETAIL PURCHASE 20/11 CARD NUMBER 552638XXXXXXXX196 1	24.99	✓	1,499.56
29 Nov 21	CARD FEE 1 @ \$4.00	4.00		1,503.56
<b>Transaction totals / Closing balance</b>		<b>\$1,503.56</b>	<b>\$1,975.03</b>	<b>\$1,503.56</b>

**AUTOMATIC PAYMENTS HAVE BEEN SPECIFIED  
FOR YOUR ACCOUNT.**

We suggest you carefully check all entries on your statement. Apparent errors or possible unauthorised transactions should be promptly reported to us.

The security of your Personal Identification Number (PIN) is very important. To avoid being liable for unauthorised transactions, you should follow the terms and conditions of your account. We also recommend some simple steps to protect your PIN:

- Memorise your PINs and passwords and destroy any communications advising you of new ones. Don't keep a record of your PINs or passwords, in written or electronic form.
- If you choose your own, ensure that it is not something easy to guess like your (or a family member's) birth date, name, phone number, postcode, driver's licence number or numbers that form a pattern.
- Don't tell anyone your PIN, not even friends, family or a bank representative.
- Ensure nobody watches you enter your PIN or password. A good practice is to cover the keypad when you put in your PIN or password.
- Watch out for email, SMS or call scams asking for details relating to your account. If you receive suspicious emails, please contact us immediately.

Please note: These are guidelines only. While following these steps will help you to protect your PIN, your liability for any losses arising from unauthorised transactions is determined in accordance with the ePayments Code. For further details, see <https://asic.gov.au/regulatory-resources/financial-services/epayments-code/> or visit [bendigobank.com.au/mycard](http://bendigobank.com.au/mycard) for all card related information. Business customers visit [mybusinesscard](http://mybusinesscard).

All card transactions made in currencies other than Australian dollars will incur a fee of 3% of the transaction value. (Additional charges may apply for cash transactions.)

#### Card Security

For information on how to securely use your card and account please visit [bendigobank.com.au/mycard](https://bendigobank.com.au/mycard) for all card related information. Business customers visit [/mybusinesscard](https://bendigobank.com.au/mybusinesscard).

#### Resolving Complaints

If you have a complaint, please contact us on 1300 361 911 to speak to a member of our staff. If the matter has not been resolved to your satisfaction, you can lodge a complaint with the Australian Financial Complaints Authority (AFCA). AFCA provides fair and independent financial services complaint resolution that is free to consumers. You can contact AFCA at:

Website: [www.afca.org.au](https://www.afca.org.au)

Telephone: 1800 931 678 (free call)

Email: [info@afca.org.au](mailto:info@afca.org.au)

In writing to: Australian Financial Complaints Authority, GPO Box 3, Melbourne VIC 3001

Making great things happen  
in your community.



009669



SHIRE OF MUKINBUDIN  
PO BOX 67  
MUKINBUDIN WA 6479

### Card summary

**Account number** 693723967  
**Card number** 552638XXXXXXXX196  
**Customer number** 11762408/M201  
Statement period 01/11/2021 to 30/11/2021  
Statement number 153 (page 5 of 6)

### Any questions?

Contact Tara Chambers at 29 Shadbolt St, Mukinbudin 6479 on **08 9047 1377**, or call **1300 BENDIGO** (1300 236 344).

### Business Credit Card *(continued)*

Date	Transaction	Withdrawals	Payments
3 Nov 21	CHEMIST WAREHOUSE, C ANNINGTON AUS	23.97	
3 Nov 21	CROWN PERTH PARKING, BURSWOOD AUS	20.24	
4 Nov 21	CROWN METROPOL PERTH , BURSWOOD AUS	28.00	
5 Nov 21	Crown Perth, Burswo d AUS	271.22	
6 Nov 21	CROWN METROPOL PERTH , BURSWOOD AUS	38.00	
6 Nov 21	APPLE.COM/BILL, SYDN EY AUS	4.49	
6 Nov 21	Crown Metropol Perth , Burswood AUS	44.02	
7 Nov 21	Crown Perth, Burswo d AUS	86.02	
12 Nov 21	Aussie Broadband lim it,MORWELL AUS	79.00	
15 Nov 21	MessageMedia, Melbou rne AUS	130.35	
17 Nov 21	WATER CORPORATION, B ALCATTA AUS	77.99	
17 Nov 21	WATER CORPORATION, B ALCATTA AUS	26.21	
17 Nov 21	WATER CORPORATION, B ALCATTA AUS	9.37	
17 Nov 21	WATER CORPORATION, B ALCATTA AUS	27.74	
19 Nov 21	Harvey Norman On, Hom ebush West AUS	458.95	
19 Nov 21	WA HINO, WELSHPOOL AUS	149.00	
22 Nov 21	TWO DOGS HARDWARE, M ERREDIN AUS	24.99	
<b>TOTALS</b>		<b>\$1,499.56</b>	<b>\$0.00</b>

<b>Account number</b>	<b>693723967</b>	21
<b>Card number</b>	<b>552638XXXXXXXX196</b>	
<b>Customer number</b>	<b>11762408/M201</b>	
Statement period	01/11/2021 to 30/11/2021	
Statement number	153 (page 6 of 6)	

We suggest you carefully check all entries on your statement. Apparent errors or possible unauthorised transactions should be promptly reported to us.

The security of your Personal Identification Number (PIN) is very important. To avoid being liable for unauthorised transactions, you should follow the terms and conditions of your account. We also recommend some simple steps to protect your PIN:

- Memorise your PINs and passwords and destroy any communications advising you of new ones. Don't keep a record of your PINs or passwords, in written or electronic form.
- If you choose your own, ensure that it is not something easy to guess like your (or a family member's) birth date, name, phone number, postcode, driver's licence number or numbers that form a pattern.
- Don't tell anyone your PIN, not even friends, family or a bank representative.
- Ensure nobody watches you enter your PIN or password. A good practice is to cover the keypad when you put in your PIN or password.
- Watch out for email, SMS or call scams asking for details relating to your account. If you receive suspicious emails, please contact us immediately.

Please note: These are guidelines only. While following these steps will help you to protect your PIN, your liability for any losses arising from unauthorised transactions is determined in accordance with the ePayments Code. For further details, see <https://asic.gov.au/regulatory-resources/financial-services/epayments-code/> or visit [bendigobank.com.au/mycard](http://bendigobank.com.au/mycard) for all card related information. Business customers visit [mybusinesscard](http://mybusinesscard).

All card transactions made in currencies other than Australian dollars will incur a fee of 3% of the transaction value. (Additional charges may apply for cash transactions.)

**Mastercard Summary  
November-21**

<b>Date</b>	<b>Transaction Description</b>	<b>Amount</b>
03/11/2021	Chemist Warehouse – Wipes for the Gym on Special	\$23.97
03/11/2021	Crown Perth Parking – Dirk Sellenger	\$20.24
04/11/2021	Crown Metropol Perth – Dirk Sellenger	\$28.00
05/11/2021	Crown Metropol Perth – Dirk Sellenger	\$271.22
06/11/2021	Crown Metropol Perth – Dirk Sellenger	\$38.00
06/11/2021	Apple – Storage – Monthly November	\$4.49
06/11/2021	Crown Metropol Perth – Dirk Sellenger	\$44.02
07/11/2021	Crown Metropol Perth – Dirk Sellenger	\$86.02
12/11/2021	Aussie Broadband – Caravan Park Internet – Monthly November	\$79.00
15/11/2021	Message Media – Monthly for November	\$130.35
17/11/2021	Water Corp – Overdue Consumption Charges – 25A Calder	\$77.99
17/11/2021	Water Corp – Overdue Consumption Charges – Singles Unit 1	\$26.21
17/11/2021	Water Corp – Overdue Consumption Charges – 5 Cruickshank Rd	\$9.37
17/11/2021	Water Corp – Overdue Consumption Charges – 25B Calder	\$27.74
19/11/2021	Harvey Norman – Vacuum for Office	\$458.95
19/11/2021	WA Hino - Side Mirror for MBL150 (Cash Sale Only)	\$149.00
22/11/2021	Two Dogs Merredin	\$24.99
29/11/2021	Bendigo Card Fee	\$4.00
	<b>TOTAL</b>	<b>\$1,503.56</b>

Total

\$1,503.56

<b>8.2.2 Monthly Statement of Financial Activity Report – 30 November 2021</b>	
Location:	Mukinbudin
File Ref:	ADM 005
Applicant:	Edward Nind – Finance Manager
Date:	7 <sup>th</sup> December 2021
Disclosure of Interest:	Nil
Responsible Officer	Edward Nind – Finance Manager
Author:	Edward Nind – Finance Manager
Voting Requirements	Simple Majority
Documents Attached	Statement of Financial Activity – For the period ended 31 October 2021 (23 Pages) Schedules 2 to 14 For the period 1 July 2021 to 31 October 2021 (97 Pages)
Documents Tabled	Nil

***If a Councillor has any questions regarding the enclosed finance report, please discuss these queries with the Finance Manager so that a researched answer may be provided for you.***

### **Summary**

This information is provided to Council on a monthly basis in accordance with provisions of the *Local Government Act 1995 and Local Government (Financial Management Regulations 1996)*.

The Monthly Statement of Financial Activity Report attached for consists of;

Statement of Financial Activity comprising:

1. Acquisition of Assets
2. Disposal of Assets
3. Information on Borrowings
4. Reserves
5. Net Current Assets
6. Rating Information
7. Restricted Municipal and Trust Funds
8. Operating Statement
9. Statement of Financial Position
10. Financial Ratios
11. Grants Revenue
12. Bank Balances & Investment Information

Schedules 2 - 14

### **Background Information**

The new Australian Accounting Standards have been applied to this report to recognise unspent grants as liabilities and Right Of Use (ROU) asset lease liabilities.



Where the income shown could be less than the full income received because some of the income had been recorded as a liability this information is shown on the line below the income line in the schedules.

Unspent grants and prepayments received are identified in Note 5. "Net Current Assets " in the Statement of Financial Activity.

The NRM Grant conditions required us to recognise interest on the unspent grant.

### **Officer Comment**

The "Original Budget", was adopted on 17 August 2021, is based on a surplus carried forward of \$1,022,592 using end of year figures at the time of estimating.

The "Actual" brought forward surplus from 2020/2021 is \$989,272. However although the majority end of year accounting adjustments have been completed this is not the final audited figure. This is reduction to the brought forward surplus of \$33,320 from the surplus upon which the budget was based. There were many factors contributing to this and the detail can be seen in Note 5. of the Financial Statements.

Given the magnitude of this change consideration should be given to addressing this in the Mid Year Review to reduce the possibility of a deficit position at the end of the 2021-2022 financial year.

The "Amended Budget" is the same as the "Original Budget" as no budget amendments have yet been adopted by council.

At 30 November 2021 the end of month position is a surplus of \$1,341,157.

In early June 2021 we received advance Financial Assistant Grant payments for the 2021-2022 financial year, \$593,490 of general purpose funding and \$307,024 of road funding making a total of \$900,514. These figures were based on "approximately half" of the Commonwealth Government funding pool which has subsequently changed.

The reported variances are those to the "Original Budget" at the time of writing and largely relate to timing differences.

The text included in the "Budget Text and Other Information" is largely that from the "Original Budget"

The Grants Revenue report within the Statement of Financial Activity has been adjusted to include income in prior years and brought forward as a liability that was expected to be spent in the current year. This amount is included in the first quarter figures where appropriate.

**Strategic & Social Implications** N/A

**Consultation** N/A

**Statutory Environment**

General Financial Management of Council, Council 2021/22 Budget (Pending Adoption), *Local Government (Financial Management) Regulations 1996*, r34, *Local Government Act 1995*, section 6.4.

**Policy Implications**

Council is required annually to adopt a policy on what it considers to be material as far as variances that require to be reported for Council.

Council adopted a policy on 17 August 2021 that the material variation be set at \$10,000 and 10%.

**Financial Implications**

There is no direct financial implication in relation to this matter.

**OFFICER RECOMMENDATION**

**Council Decision Number –**

**Moved: Cr**

**Seconded: Cr**

**That Council:**

**Adopt the Monthly Financial Report for the period ending 30 November 2021 and note any material variances greater than \$10,000 and 10%.**

**Carried /**



# SHIRE OF MUKINBUDIN

## SCHEDULES

**FOR THE PERIOD 1 JULY 2021 TO 30 NOVEMBER 2021**

### TABLE OF CONTENTS

	Page
Schedule 2 - General Fund Summary	1
Schedule 3 - General Purpose Funding	2 to 6
Schedule 4 - Governance	7 to 9
Schedule 5 - Law, Order, Public Safety	10 to 14
Schedule 7 - Health	15 to 19
Schedule 8 - Education & Welfare	20 to 25
Schedule 9 - Housing	26 to 39
Schedule 10 - Community Amenities	40 to 48
Schedule 11 - Recreation & Culture	49 to 62
Schedule 12 - Transport	63 to 74
Schedule 13 - Economic Services	75 to 84
Schedule 14 - Other Property & Services	85 to 96

**SHIRE OF MUKINBUDIN**  
**SCHEDULE 02 - GENERAL FUND SUMMARY**  
**Financial Statement for Period Ended**  
**30 November 2021**

<b>MUNICIPAL FUND</b>			<b>Original Budget</b>		<b>Amended Budget</b>		<b>YTD Budget</b>		<b>Actual 30 Nov 2021</b>	
			<b>Revenue</b>	<b>Expenditure</b>	<b>Revenue</b>	<b>Expenditure</b>	<b>Revenue</b>	<b>Expenditure</b>	<b>Revenue</b>	<b>Expenditure</b>
			<b>\$</b>	<b>\$</b>	<b>\$</b>	<b>\$</b>	<b>\$</b>	<b>\$</b>	<b>\$</b>	<b>\$</b>
<b>OPERATING</b>										
General Purpose Funding	03		2,140,094.00	108,438.00	2,140,094.00	108,438.00	1,726,183.00	44,055.00	1,704,867.71	35,706.02
Governance	04		0.00	486,729.00	0.00	486,729.00	0.00	172,789.00	0.00	145,905.42
Law, Order, Public Safety	05		24,892.00	87,283.00	24,892.00	87,283.00	9,668.00	41,355.00	14,385.18	40,781.64
Health	07		500.00	88,034.00	500.00	88,034.00	205.00	35,065.00	214.55	25,573.17
Education & Welfare	08		34,397.00	103,241.00	34,397.00	103,241.00	15,403.00	44,910.00	33,639.75	67,235.00
Housing	09		280,128.00	408,040.00	280,128.00	408,040.00	117,538.00	177,729.00	106,325.22	137,094.46
Community Amenities	10		76,173.00	274,642.00	76,173.00	274,642.00	28,660.00	119,760.00	28,164.77	98,692.66
Recreation & Culture	11		393,000.00	902,934.00	393,000.00	902,934.00	135,940.00	386,002.00	214,850.34	376,873.42
Transport	12		1,067,801.00	2,154,173.00	1,067,801.00	2,154,173.00	335,106.00	886,827.00	344,942.59	973,308.51
Economic Services	13		523,723.00	409,206.00	523,723.00	409,206.00	107,655.00	178,138.00	145,032.97	233,666.21
Other Property & Services	14		62,950.00	70,957.00	62,950.00	70,957.00	26,195.00	118,385.00	82,528.36	119,041.06
<b>TOTAL - OPERATING</b>			<b>4,603,658.00</b>	<b>5,093,677.00</b>	<b>4,603,658.00</b>	<b>5,093,677.00</b>	<b>2,502,553.00</b>	<b>2,205,015.00</b>	<b>2,674,951.44</b>	<b>2,253,877.57</b>
<b>CAPITAL</b>										
General Purpose Funding	03		0.00	1,540.00	0.00	1,540.00	0.00	342.00	0.00	328.90
Education & Welfare	08		0.00	11,935.00	0.00	11,935.00	0.00	0.00	0.00	662.65
Housing	09		68,400.00	138,369.00	68,400.00	138,369.00	0.00	38,598.00	0.00	48,081.37
Community Amenities	10		0.00	15,000.00	0.00	15,000.00	0.00	0.00	0.00	0.00
Recreation & Culture	11		45,000.00	453,500.00	45,000.00	453,500.00	0.00	188,315.00	0.00	250,598.48
Transport	12		0.00	1,395,027.00	0.00	1,395,027.00	0.00	424,347.00	0.00	528,316.05
Economic Services	13		0.00	281,594.00	0.00	281,594.00	0.00	8,296.00	0.00	14,222.79
Other Property & Services	14		234,122.00	331,939.00	234,122.00	331,939.00	104,435.00	166,179.00	120,000.00	105,225.41
<b>TOTAL - CAPITAL</b>			<b>347,522.00</b>	<b>2,628,904.00</b>	<b>347,522.00</b>	<b>2,628,904.00</b>	<b>104,435.00</b>	<b>826,077.00</b>	<b>120,000.00</b>	<b>947,435.65</b>
			<b>4,951,180.00</b>	<b>7,722,581.00</b>	<b>4,951,180.00</b>	<b>7,722,581.00</b>	<b>2,606,988.00</b>	<b>3,031,092.00</b>	<b>2,794,951.44</b>	<b>3,201,313.22</b>
Less Depreciation Written Back				(1,756,536.00)		(1,756,536.00)		(731,840.00)		(746,885.97)
Less Profit/Loss Written Back			(10,000.00)	(2,273.00)	(10,000.00)	(2,273.00)	(4,165.00)	(945.00)	0.00	(11,121.96)
Movement in Annual Leave Reserve Cash				0.00		0.00		0.00		(243.33)
Adjustment in Fixed Assets (Rounding)				0.00		0.00		0.00		3.36
<b>TOTAL REVENUE &amp; EXPENDITURE</b>			<b>4,941,180.00</b>	<b>5,963,772.00</b>	<b>4,941,180.00</b>	<b>5,963,772.00</b>	<b>2,602,823.00</b>	<b>2,298,307.00</b>	<b>2,794,951.44</b>	<b>2,443,065.32</b>
Surplus/Deficit July 1st B/Fwd			1,022,592.00		1,022,592.00		1,022,592.00		989,271.14	
			<b>5,963,772.00</b>	<b>5,963,772.00</b>	<b>5,963,772.00</b>	<b>5,963,772.00</b>	<b>3,625,415.00</b>	<b>2,298,307.00</b>	<b>3,784,222.58</b>	<b>2,443,065.32</b>
Surplus/(Deficit) C/Fwd				0.00		0.00		1,327,108.00		1,341,157.26
			<b>5,963,772.00</b>	<b>5,963,772.00</b>	<b>5,963,772.00</b>	<b>5,963,772.00</b>	<b>3,625,415.00</b>	<b>3,625,415.00</b>	<b>3,784,222.58</b>	<b>3,784,222.58</b>

**SHIRE OF MUKINBUDIN**  
**SCHEDULE 03 - GENERAL PURPOSE FUNDING**  
**Financial Statement for Period Ended**  
**30 November 2021**

<b>PROGRAMME SUMMARY</b>	<b>Original Budget</b>		<b>Amended Budget</b>		<b>YTD Budget</b>		<b>Actual 30 Nov 2021</b>		<b>Budget Text and Other Information</b>
	<b>Revenue \$</b>	<b>Expenditure \$</b>	<b>Revenue \$</b>	<b>Expenditure \$</b>	<b>Revenue \$</b>	<b>Expenditure \$</b>	<b>Revenue \$</b>	<b>Expenditure \$</b>	
<b><u>OPERATING EXPENDITURE</u></b>									
Rate Revenue and Administration		84,092.00		84,092.00		33,925.00		26,708.04	
General Purpose Funding		2,367.00		2,367.00		985.00		919.41	
Investment Activity		12,501.00		12,501.00		5,200.00		4,174.51	
Other General Purpose Funding		9,478.00		9,478.00		3,945.00		3,904.06	
<b><u>OPERATING REVENUE</u></b>									
Rate Revenue and Administration	1,334,539.00		1,334,539.00		1,324,367.00		1,307,304.44		
General Purpose Funding	794,055.00		794,055.00		397,026.00		397,027.50		
Investment Activity	11,500.00		11,500.00		4,790.00		535.77		
<b>SUB-TOTAL OPERATING</b>	<b>2,140,094.00</b>	<b>108,438.00</b>	<b>2,140,094.00</b>	<b>108,438.00</b>	<b>1,726,183.00</b>	<b>44,055.00</b>	<b>1,704,867.71</b>	<b>35,706.02</b>	
<b><u>CAPITAL EXPENDITURE</u></b>									
Investment Activity		1,540.00		1,540.00		342.00		328.90	
<b>SUB-TOTAL CAPITAL</b>	<b>0.00</b>	<b>1,540.00</b>	<b>0.00</b>	<b>1,540.00</b>	<b>0.00</b>	<b>342.00</b>	<b>0.00</b>	<b>328.90</b>	
<b>TOTAL - PROGRAMME SUMMARY</b>	<b>2,140,094.00</b>	<b>109,978.00</b>	<b>2,140,094.00</b>	<b>109,978.00</b>	<b>1,726,183.00</b>	<b>44,397.00</b>	<b>1,704,867.71</b>	<b>36,034.92</b>	

- Rounding Adjustments Includes Australian Taxation Office Roundings and un-identified balances. .

Advance Financial Assistance Grants for 2021-2022 were received in 2020-2021, \$593,490 for General Purpose Funding and \$307,024 for Roads.

**SHIRE OF MUKINBUDIN**  
**SCHEDULE 03 - GENERAL PURPOSE FUNDING**  
**Financial Statement for Period Ended**  
**30 November 2021**

RATE REVENUE AND ADMINISTRATION	Original Budget		Amended Budget		YTD Budget		Actual 30 Nov 2021		Budget Text and Other Information
	Revenue \$	Expenditure \$	Revenue \$	Expenditure \$	Revenue \$	Expenditure \$	Revenue \$	Expenditure \$	
<b>OPERATING EXPENDITURE</b>									
2030100 Rates Incentive Scheme		250.00		250.00		250.00		250.00	- Rates Incentive Prize
2030101 Valuation Expenses		6,000.00		6,000.00		2,500.00		381.01	- GRV Valuations 5 yearly next due 2022/23 \$ 0, Rural UV Gen Valuation \$4730. Other valuations and land title information, Interim Valuations-change to property description and Mining Tenements totalling \$1,270
2030102 Legal Expenses - Op Exp - Rates		7,500.00		7,500.00		3,125.00		1,014.30	- Costs of legal action taken with ratepayers see reimbursement income in gl 3030158. \$2000 for Kevin Manuel Land Transfer
2030103 Title/Company Searches - Op Exp - Rates		500.00		500.00		205.00		0.00	- Costs of legal advice relating to rates
2030105 Rates Printing and Stationery - Op Exp - Rates		1,000.00		1,000.00		415.00		14.45	- Real Estate and settlement Agent search fees (Electronic Advice of Sale EAS), Property Inquiry Fee, Building Cert, Requisition prov'n of rate info @ \$100 and (As per Schedule of Fees & Charges) Landgate
2030106 Rates Debtor Doubtful Debts Expense		500.00		500.00		0.00		0.00	- Rates info circulars printing Rates instalment notices printing (inc upgrade of Synergy Template) and Printed & Plain Envelopes
2030107 Rates Debtors Written Off		2,500.00		2,500.00		0.00		0.00	- Rates Debtor Doubtful Debts Expense provisions - Mining Tenements
2030109 Rates Consultants and Other Expenses Relating To Rates		18,500.00		18,500.00		7,705.00		6,660.00	- Rates Debtor Doubtful Debts Expense Wrierooffs - Mining Tenements
2030199 Administration Allocated		47,342.00		47,342.00		19,725.00		18,388.28	- Bob Waddell & Associates Contact Rates Officer \$16,500; Other \$1,000
									- Other expenses relating to Rates not elsewhere classified. Typically refund of overpayments.
									- Allocation of 5% of Administration costs.
<b>OPERATING REVENUE</b>									
3030101 Rates Levied - GRV Residential	211,061.00		211,061.00		211,061.00		211,061.44		- Shire GRV Residential and Vacant land - Rate in \$ applied 0.184236. Note: Increase in total Revenue 1.82% due to additional non minimum properties.
3030110 Rates Levied - UV Rural	1,056,041.00		1,056,041.00		1,056,041.00		1,056,041.64		- Agricultural UV - Rate - . Rate in \$ applied 0.022174.
3030120 Rates Levied - GRV Minimum Residential	10,560.00		10,560.00		10,560.00		10,560.00		- 18 Properties GRV Residential and 6 Properties GRV Vacant land @ \$440 minimum.
3030130 Rates Levied - UV Minimum Rural	18,880.00		18,880.00		18,880.00		18,880.00		- 32 Properties @ \$590 minimum
3030132 Rates Levied - UV Minimum Mining Tenement	3,540.00		3,540.00		3,540.00		3,540.00		- 6 Properties @ \$590 minimum, 1 additional property.
3030135 Interim Rates Levied - GRV/UV	2,000.00		2,000.00		830.00		440.00		- Provision for Interim Rates
3030136 Back Rates Levied - GRV/UV	500.00		500.00		205.00		36.16		- Provision for back rates expected.
3030137 Ex-Gratia Rates (CBH, etc.)	19,207.00		19,207.00		19,207.00		0.00		- Ex Gratia payment by CBH in lieu of rates (IE code rates) Total Tonnage for is tonnes, Annual Contribution calculated on permanent and CLS grain storage facilities within the Shire. Estimated increase of 7.5% at 0.0632316 per Ton. (Shire of Mukinbudin Deed of Agreement with CBH annual contribution calculated by multiplying the agreed tonnage by the Commercial rate in the dollar as levied by Council) Notify CBH by 30 November in writing of contribution required with tax invoice. The invoice has not yet been raised.
3030150 Penalty Interest Raised on Rates	3,000.00		3,000.00		666.00		1,172.02		- Interest payable after 35 days on unpaid rates @ 8% pa calculated daily
3030151 Instalment Interest Received	2,000.00		2,000.00		444.00		2,687.72		- Instalment plan Interest rate 5.5% p.a levied at first pmt, deferred pensioners excluded
3030152 Rates Instalment Admin Fee Received	2,000.00		2,000.00		1,320.00		2,340.00		- Admin Fee set at \$15 each instalment excl first instalment as per sch fees and charges. Instalment charges 148 instalments @ \$15.00 per instalment payment.
3030154 Rate Account Enquiry Charges	1,500.00		1,500.00		625.00		545.46		- Rate Account Enquiry Charges as per Fees and Charges
3030155 Reimbursement of Debt Collection Costs (Inc GST)	150.00		150.00		60.00		0.00		- Reimbursement of other debt Collection costs
3030158 Legal Fees - Outstanding Rates - Op Inc	4,000.00		4,000.00		888.00		0.00		- Legal costs of rate recovery action, recovered from Ratepayer, expenses in acct 2030102. Excluding Kevin Manuel Land Transfer.
3030160 Other Income Relating To Rates	100.00		100.00		40.00		0.00		- Reimbursement of other rate related costs
<b>SUB-TOTAL OPERATING</b>	<b>1,334,539.00</b>	<b>84,092.00</b>	<b>1,334,539.00</b>	<b>84,092.00</b>	<b>1,324,367.00</b>	<b>33,925.00</b>	<b>1,307,304.44</b>	<b>26,708.04</b>	
<b>TOTAL - RATE REVENUE AND ADMINISTRATION</b>	<b>1,334,539.00</b>	<b>84,092.00</b>	<b>1,334,539.00</b>	<b>84,092.00</b>	<b>1,324,367.00</b>	<b>33,925.00</b>	<b>1,307,304.44</b>	<b>26,708.04</b>	

**SHIRE OF MUKINBUDIN**  
**SCHEDULE 03 - GENERAL PURPOSE FUNDING**  
**Financial Statement for Period Ended**  
**30 November 2021**

<b>GENERAL PURPOSE FUNDING</b>	Original Budget		Amended Budget		YTD Budget		Actual 30 Nov 2021		Budget Text and Other Information
	Revenue \$	Expenditure \$	Revenue \$	Expenditure \$	Revenue \$	Expenditure \$	Revenue \$	Expenditure \$	
<b>OPERATING EXPENDITURE</b>									
2030299 Administration Allocated		2,367.00		2,367.00		985.00		919.41	- Allocation of 0.25% of Administration costs.
<b>OPERATING REVENUE</b>									
3030200 Financial Assistance Grant - General	512,492.00		512,492.00		256,246.00		326,637.23		▼ - Annual General Purpose Grants from WA Local Government Grants Commission being the Federal Grants Equalisation/General Purpose Grant. of \$1,089,622 . Less 1st early payment of the total grant received June 2021 of \$593,490. Paid August, November, February and May each year. Journal pending.
3030201 Federal Assistance Grant - Roads Component	281,563.00		281,563.00		140,780.00		70,390.27		▲ - Road Component Grants, WA Local Government Grants Commission 4 x Quarters of \$578,341 Less 1st payment received June 2021 of \$307,024. Paid August, November, February and May each year. Journal pending.
<b>SUB-TOTAL OPERATING</b>	<b>794,055.00</b>	<b>2,367.00</b>	<b>794,055.00</b>	<b>2,367.00</b>	<b>397,026.00</b>	<b>985.00</b>	<b>397,027.50</b>	<b>919.41</b>	
<b>TOTAL - GENERAL PURPOSE FUNDING</b>	<b>794,055.00</b>	<b>2,367.00</b>	<b>794,055.00</b>	<b>2,367.00</b>	<b>397,026.00</b>	<b>985.00</b>	<b>397,027.50</b>	<b>919.41</b>	

**SHIRE OF MUKINBUDIN**  
**SCHEDULE 03 - GENERAL PURPOSE FUNDING**  
**Financial Statement for Period Ended**  
**30 November 2021**

INVESTMENT ACTIVITY	Original Budget		Amended Budget		YTD Budget		Actual 30 Nov 2021		Budget Text and Other Information
	Revenue \$	Expenditure \$	Revenue \$	Expenditure \$	Revenue \$	Expenditure \$	Revenue \$	Expenditure \$	
<b>OPERATING EXPENDITURE</b>									
2030300 Bank Fees and Charges (Inc GST) - Op Exp		4,700.00		4,700.00		1,955.00		2,947.74	- Bank Fees And Charges (Inc Gst) - Bank Fees And Charges (Exc Gst) Credit under investigation. - Allocation of 0.75% of Administration costs.
2030301 Bank Fees and Charges (Exc GST)		700.00		700.00		290.00		(1,531.48)	
2030399 Administration Allocated		7,101.00		7,101.00		2,955.00		2,758.25	
<b>OPERATING REVENUE</b>									
3030300 Interest Earned - Reserve Funds	5,500.00		5,500.00		2,290.00		900.34		- Interest earnings on Council Reserve Funds in at call accounts and term deposits. - Interest earnings on Council Municipal funds in at call accounts and term deposits, including the early grants payment. NB: does not include Interest on Reserve Accounts
3030301 Interest Earned - Municipal Funds	6,000.00		6,000.00		2,500.00		(364.57)		
<b>SUB-TOTAL OPERATING</b>	<b>11,500.00</b>	<b>12,501.00</b>	<b>11,500.00</b>	<b>12,501.00</b>	<b>4,790.00</b>	<b>5,200.00</b>	<b>535.77</b>	<b>4,174.51</b>	
<b>CAPITAL EXPENDITURE</b>									
4030354 Transfer To Building & Residential Land Reserve - Cap Exp		1,540.00		1,540.00		342.00		328.90	- Allocation of funds for future building works \$0 and Transfer to reserve of interest earned \$1540.
<b>CAPITAL REVENUE</b>									
<b>SUB-TOTAL CAPITAL</b>	<b>0.00</b>	<b>1,540.00</b>	<b>0.00</b>	<b>1,540.00</b>	<b>0.00</b>	<b>342.00</b>	<b>0.00</b>	<b>328.90</b>	
<b>TOTAL - INVESTMENT ACTIVITY</b>	<b>11,500.00</b>	<b>14,041.00</b>	<b>11,500.00</b>	<b>14,041.00</b>	<b>4,790.00</b>	<b>5,542.00</b>	<b>535.77</b>	<b>4,503.41</b>	



**SHIRE OF MUKINBUDIN**  
**SCHEDULE 03 - GENERAL PURPOSE FUNDING**  
**Financial Statement for Period Ended**  
**30 November 2021**

<b>OTHER GENERAL PURPOSE FUNDING</b>		<b>Original Budget</b>		<b>Amended Budget</b>		<b>YTD Budget</b>		<b>Actual 30 Nov 2021</b>		<b>Budget Text and Other Information</b>
		<b>Revenue \$</b>	<b>Expenditure \$</b>	<b>Revenue \$</b>	<b>Expenditure \$</b>	<b>Revenue \$</b>	<b>Expenditure \$</b>	<b>Revenue \$</b>	<b>Expenditure \$</b>	
<b><u>OPERATING EXPENDITURE</u></b>										
2030400	Rounding and Foreign & Other Invalid Currency Op Exp - Other GP Funding		10.00		10.00		0.00		226.39	- Rounding Adjustments Includes Australian Taxation Office Roundings and un-identified balances. . - Allocation of 1% of Administration costs.
2030499	Administration Allocated		9,468.00		9,468.00		3,945.00		3,677.67	
<b><u>OPERATING REVENUE</u></b>										
<b>SUB-TOTAL OPERATING</b>		<b>0.00</b>	<b>9,478.00</b>	<b>0.00</b>	<b>9,478.00</b>	<b>0.00</b>	<b>3,945.00</b>	<b>0.00</b>	<b>3,904.06</b>	
<b>TOTAL - OTHER GENERAL PURPOSE FUNDING</b>		<b>0.00</b>	<b>9,478.00</b>	<b>0.00</b>	<b>9,478.00</b>	<b>0.00</b>	<b>3,945.00</b>	<b>0.00</b>	<b>3,904.06</b>	

**SHIRE OF MUKINBUDIN**  
**SCHEDULE 04 - GOVERNANCE**  
 Financial Statement for Period Ended  
 30 November 2021

<b>PROGRAMME SUMMARY</b>	<b>Original Budget</b>		<b>Amended Budget</b>		<b>YTD Budget</b>		<b>Actual 30 Nov 2021</b>		<b>Budget Text and Other Information</b>
	<b>Revenue \$</b>	<b>Expenditure \$</b>	<b>Revenue \$</b>	<b>Expenditure \$</b>	<b>Revenue \$</b>	<b>Expenditure \$</b>	<b>Revenue \$</b>	<b>Expenditure \$</b>	
<b>OPERATING EXPENDITURE</b>									
Members of Council		305,507.00		305,507.00		129,854.00		127,804.31	
Other Governance		181,222.00		181,222.00		42,935.00		18,101.11	▼ Consultancy expenses less than expected at this time.
<b>SUB-TOTAL OPERATING</b>	<b>0.00</b>	<b>486,729.00</b>	<b>0.00</b>	<b>486,729.00</b>	<b>0.00</b>	<b>172,789.00</b>	<b>0.00</b>	<b>145,905.42</b>	
<b>TOTAL - PROGRAMME SUMMARY</b>	<b>0.00</b>	<b>486,729.00</b>	<b>0.00</b>	<b>486,729.00</b>	<b>0.00</b>	<b>172,789.00</b>	<b>0.00</b>	<b>145,905.42</b>	

**SHIRE OF MUKINBUDIN**  
**SCHEDULE 04 - GOVERNANCE**  
**Financial Statement for Period Ended**  
**30 November 2021**

MEMBERS OF COUNCIL		Original Budget		Amended Budget		YTD Budget		Actual 30 Nov 2021		Budget Text and Other Information
		Revenue \$	Expenditure \$	Revenue \$	Expenditure \$	Revenue \$	Expenditure \$	Revenue \$	Expenditure \$	
<b>OPERATING EXPENDITURE</b>										
2040100	Members Travelling		4,000.00		4,000.00		0.00		0.00	<p>- 9 x Elected Members Travel reimbursement allowance as per Sec 30.6 LGO (WA) Interim Award 2011 based and SAT Reg31(1)(b). \$0.78 per km. Award South West Land Division rates per km Over 2600cc 95.54, 2600cc to 1600cc 68.66, less than 1600cc 56.69</p> <p>- Local Government Convention and Trade Exhibition, scheduled for August</p> <p>- Presidential Annual Allowance in accordance with S5.98(5) Local Government Act 1995 \$513 Min to \$20,063 max from 1 July 2019.</p> <p>- Deputy Presidential Annual Allowance in accordance with S5.98(5) Local Government Act 1995 25% of Presidential allowance</p> <p>- Annual Councillor Fee \$3,660 per councillor x 8 Crs. (\$3,589 Min to \$9,504 Max) \$28,712 and President Sitting Fee \$3,589 (\$3,660 Min to \$19,534 Max)</p> <p>- Information and Communications (ICT) Allowance \$1,000 per councillor. (\$500-\$3,500 max)</p> <p>- WALGA Councillor Training/Professional Development Subscription</p> <p>- WALGA general levy \$7,325.86, WALGA Procurement \$2,550, WALGA Council Connect (see 2140531), WALGA Employee Relations \$3,412.50, WALGA Tax Service \$1490, WALGA Governances \$320, WALGA Environmental Planning \$2,200, WALGA Banners in the Terrace costs of banner and paints \$0, WALGA Great Eastern Country Zone membership fees \$1750 and Rural Water Council membership fees Rural Health West Membership fees Aust Communication Authority lic Apra Music Our Community.com.au subscription totalling \$900. Journal pending.</p> <p>- Personal Accident \$425, Public Liability 50% (other 50% in Sch 14 Admin O/H's) \$8,000 and Councillor &amp; Officers management liability \$7,601. For Cyber Liability -- see Administration</p> <p>- Other Minor Expenditure.</p> <p>- Purchase existing laptop \$155. Video Meeting Hardware for council \$3,200. Other items \$500</p> <p>Includes Laptop lease expenses \$170 and Chambers allocation of electricity consumption \$400.</p> <p>Employee Costs - Salaries &amp; Wages \$680. Contractors &amp; Consultants \$209. Materials/Stock Purchased \$150. Labour Overheads Allocated \$861.</p> <p>- Donations to Community Groups as per Council Policy 2.3 Community Chest Grant Scheme. (See budget in Community Development account 2100910 for Community Development activities.)</p> <p>- CSP MS 365 Bus Basic &amp; EOA 9 lic</p> <p>- Shire of Mukinbudin NEWROC Fees for 2020/21 General Subs \$15,500, See account 2130202 for NEWTRAVEL Tourism Officer contribution. See acct 2040119 for business cases.</p> <p>- Business Cases Project Work</p> <p>- Other Councillor expenses. Including binding of minutes</p> <p>- Depreciation charge ex Asset Register</p> <p>- Allocation of 17.4% of Administration costs.</p>
2040101	Members Conference Expenses		7,000.00		7,000.00		1,554.00		10,394.49	
2040102	Presidents Allowance		10,200.00		10,200.00		0.00		0.00	
2040103	Deputy Presidents Allowance		2,550.00		2,550.00		0.00		0.00	
2040104	Members Sitting Fees		32,940.00		32,940.00		0.00		0.00	
2040105	Communications Allowance		9,000.00		9,000.00		0.00		0.00	
2040106	Members Training		4,000.00		4,000.00		0.00		177.27	
2040108	Subscriptions & Publications		20,500.00		20,500.00		20,500.00		26,399.88	
2040109	Members - Insurance - Op Exp		16,026.00		16,026.00		16,026.00		12,425.00	
2040110	Stationary, Badges and Other Items Members - Op Exp		500.00		500.00		205.00		799.79	
2040112	Minor Asset Purchases - Members- Op Exp		3,855.00		3,855.00		3,236.00		517.63	
2040113	Chambers Operating Expenses									
	BO001 Chambers Operating Expenses		1,900.00		1,900.00		785.00		667.61	
2040114	Chambers Building Maintenance									
	BM001 Chambers Building Maintenance		1,900.00		1,900.00		780.00		181.24	
2040115	Donations to Community Groups and Functions - Op Exp - M		10,000.00		10,000.00		4,165.00		0.00	
2040116	Software Licences - Op Exp - Members		1,233.00		1,233.00		1,233.00		1,225.55	
2040118	NEWROC Admin Fees		11,000.00		11,000.00		11,000.00		13,000.00	
2040119	NEWROC - Project Contributions & Business Cases - Op Exp		2,000.00		2,000.00		830.00		0.00	
2040120	Other Expenses - Members of Council		1,500.00		1,500.00		625.00		1,031.82	
2040192	Depreciation - Members		617.00		617.00		255.00		258.17	
2040199	Administration Allocated		164,786.00		164,786.00		68,660.00		60,725.86	
<b>SUB-TOTAL OPERATING</b>		<b>0.00</b>	<b>305,507.00</b>	<b>0.00</b>	<b>305,507.00</b>	<b>0.00</b>	<b>129,854.00</b>	<b>0.00</b>	<b>127,804.31</b>	
<b>TOTAL - MEMBERS OF COUNCIL</b>		<b>0.00</b>	<b>305,507.00</b>	<b>0.00</b>	<b>305,507.00</b>	<b>0.00</b>	<b>129,854.00</b>	<b>0.00</b>	<b>127,804.31</b>	

AGENDA ORDINARY MEETING OF COUNCIL TO BE HELD 21 DECEMBER 2021

**SHIRE OF MUKINBUDIN**  
**SCHEDULE 04 - GOVERNANCE**  
**Financial Statement for Period Ended**  
**30 November 2021**

OTHER GOVERNANCE		Original Budget		Amended Budget		YTD Budget		Actual 30 Nov 2021		Budget Text and Other Information
		Revenue \$	Expenditure \$	Revenue \$	Expenditure \$	Revenue \$	Expenditure \$	Revenue \$	Expenditure \$	
<b>OPERATING EXPENDITURE</b>										
2040200	Civic Functions, Refreshments & Receptions - Other Gov - O		13,000.00		13,000.00		5,410.00		3,195.02	- Expenses for food and refreshments Council meetings and functions for Shire of Mukinbudin. For Admin refreshments see Account 2140540. - Catering expenses for Council meetings and functions for Shire of Mukinbudin
2040202	Audit Fees - Op Exp - Other Gov		41,950.00		41,950.00		0.00		195.46	- Financials Audit 39,000, Other Grant Audits; Roads to Recovery \$2k, Provision Deferred Pensioners certification \$350, LCRIP \$800, BBRF 800, Contingency \$1k
2040206	Long Term Financial Planning Consultancy		10,000.00		10,000.00		4,165.00		0.00	- Provision for LTFP consultant Ron Back -update every 2 yrs (Carry over provision). Asset Management Plans required.
2040207	Asset Management & Valuations Consultants - Op Exp - Oth Gov		35,000.00		35,000.00		14,580.00		0.00	- Standard Provisions:Infrastructure Management (AIM) Ron Back and Rod Munns\$15K. Building Revaluations \$20K
2040210	Other Consultancy - Strategic		40,400.00		40,400.00		0.00		0.00	- 4 yearly Financial Management Review- FM Reg 5(2) \$8,400, - QI Consulting Strategic Communit and Corporate Business Plans \$7,000, Asset Management Plan and LTFP update \$10K (Est), Other Strategic Plans \$15K
2040211	Other Governance Consultant Expenses - Op Exp - Other Gov		3,000.00		3,000.00		3,000.00		0.00	- Consultants advising council. Inc CEO review.
2040299	Administration Allocated		37,872.00		37,872.00		15,780.00		14,710.63	- Allocation of 4% of Administration costs.
<b>SUB-TOTAL OPERATING</b>		<b>0.00</b>	<b>181,222.00</b>	<b>0.00</b>	<b>181,222.00</b>	<b>0.00</b>	<b>42,935.00</b>	<b>0.00</b>	<b>18,101.11</b>	
<b>TOTAL - OTHER GOVERNANCE</b>		<b>0.00</b>	<b>181,222.00</b>	<b>0.00</b>	<b>181,222.00</b>	<b>0.00</b>	<b>42,935.00</b>	<b>0.00</b>	<b>18,101.11</b>	

**SHIRE OF MUKINBUDIN**  
**SCHEDULE 05 - LAW, ORDER, PUBLIC SAFETY**  
**Financial Statement for Period Ended**  
**30 November 2021**

<b>PROGRAMME SUMMARY</b>	<b>Original Budget</b>		<b>Amended Budget</b>		<b>YTD Budget</b>		<b>Actual 30 Nov 2021</b>		<b>Budget Text and Other Information</b>
	<b>Revenue</b> \$	<b>Expenditure</b> \$	<b>Revenue</b> \$	<b>Expenditure</b> \$	<b>Revenue</b> \$	<b>Expenditure</b> \$	<b>Revenue</b> \$	<b>Expenditure</b> \$	
<b><u>OPERATING EXPENDITURE</u></b>									
Fire Prevention		36,291.00		36,291.00		15,115.00		14,368.34	
Emergency Services Levy		27,160.00		27,160.00		16,545.00		18,418.62	
Animal Control		20,965.00		20,965.00		8,710.00		7,075.27	
Other Law, Order & Public Safety		2,867.00		2,867.00		985.00		919.41	
<b><u>OPERATING REVENUE</u></b>									
Emergency Services Levy	21,892.00		21,892.00		8,423.00		13,217.18		Previously unspent grant income and liabilities adjusted & recognised sooner than expected
Animal Control	3,000.00		3,000.00		1,245.00		1,168.00		
<b>SUB-TOTAL OPERATING</b>	<b>24,892.00</b>	<b>87,283.00</b>	<b>24,892.00</b>	<b>87,283.00</b>	<b>9,668.00</b>	<b>41,355.00</b>	<b>14,385.18</b>	<b>40,781.64</b>	
<b>TOTAL - PROGRAMME SUMMARY</b>	<b>24,892.00</b>	<b>87,283.00</b>	<b>24,892.00</b>	<b>87,283.00</b>	<b>9,668.00</b>	<b>41,355.00</b>	<b>14,385.18</b>	<b>40,781.64</b>	

**SHIRE OF MUKINBUDIN**  
**SCHEDULE 05 - LAW, ORDER, PUBLIC SAFETY**  
**Financial Statement for Period Ended**  
**30 November 2021**

<b>FIRE PREVENTION</b>	<b>Original Budget</b>		<b>Amended Budget</b>		<b>YTD Budget</b>		<b>Actual 30 Nov 2021</b>		<b>Budget Text and Other Information</b>
	<b>Revenue</b> \$	<b>Expenditure</b> \$	<b>Revenue</b> \$	<b>Expenditure</b> \$	<b>Revenue</b> \$	<b>Expenditure</b> \$	<b>Revenue</b> \$	<b>Expenditure</b> \$	
<b>OPERATING EXPENDITURE</b>									
W001 Fire Prevention/Burning/Control - Op Exp - Fire Prevention		2,000.00		2,000.00		830.00		0.00	- - Communication Expenses Telephone, Data and Other \$2,000.
2050192 Depreciation - Fire Prevention		29,557.00		29,557.00		12,315.00		12,529.52	- Depreciation charge ex Asset Register Mostly the FESA Fire Truck.
2050199 Administration Allocated		4,734.00		4,734.00		1,970.00		1,838.82	- Allocation of 0.5% of Administration costs.
<b>OPERATING REVENUE</b>									
<b>SUB-TOTAL OPERATING</b>	<b>0.00</b>	<b>36,291.00</b>	<b>0.00</b>	<b>36,291.00</b>	<b>0.00</b>	<b>15,115.00</b>	<b>0.00</b>	<b>14,368.34</b>	
<b>TOTAL - FIRE PREVENTION</b>	<b>0.00</b>	<b>36,291.00</b>	<b>0.00</b>	<b>36,291.00</b>	<b>0.00</b>	<b>15,115.00</b>	<b>0.00</b>	<b>14,368.34</b>	

**SHIRE OF MUKINBUDIN**  
**SCHEDULE 05 - LAW, ORDER, PUBLIC SAFETY**  
**Financial Statement for Period Ended**  
**30 November 2021**

EMERGENCY SERVICES LEVY		Original Budget		Amended Budget		YTD Budget		Actual 30 Nov 2021		Budget Text and Other Information
		Revenue \$	Expenditure \$	Revenue \$	Expenditure \$	Revenue \$	Expenditure \$	Revenue \$	Expenditure \$	
<b>OPERATING EXPENDITURE</b>										
2050200	ESL Purchase of Small Equipment <1,500		1,000.00		1,000.00		415.00		0.00	- Equipment Less than \$1,500. - Vehicle Expenses Allocated - P299 Fire Truck 2014 ISUZU FTS800 4.4R Bonnie Rock BONNIEROC. Excludes depreciation. See acct 2050192 for Depreciaton.  -- Employee Costs - Salaries & Wages \$464. -- Contractors & Consultants \$299. -- Labour Overheads Allocated \$587. -- Plant Operating Costs Allocated \$150. - ESL Protective Clothing And Accessories  -- Contractors & Consultants \$200. -- Materials/Stock Purchased \$300. - Additional ESL related expenses or the return of unspent grants. - Bushfire Insurance Volunteers \$4104 ,Bonnie Rock and Mukinbudin Fire Shed MPS \$459, Bushfire Brigade members Vehicles & 2014 Isuzu Fire Tender P299 \$4447 - Electricity for the Bonnie Rock Fire Shed - Allocation of 1% of Administration costs.
2050202	ESL Maintenance of Vehicles		2,874.00		2,874.00		1,195.00		196.30	
2050203	ESL Building Maintenance									
BM006	Bonnie Rock Fire Brigade Shed Maintenance - Op Exp - ESL		1,500.00		1,500.00		610.00		3,053.86	
2050204	ESL Protective Clothing and Accessories		1,000.00		1,000.00		415.00		0.00	
2050205	ESL Building Operations (Excludes Insurance)									
BO006	Bonnie Rock Fire Shed - Building Operations		500.00		500.00		205.00		359.14	
2050206	ESL Other Goods and Services		1,108.00		1,108.00		460.00		0.00	
2050207	ESL Insurances		9,010.00		9,010.00		9,010.00		9,010.45	
2050216	Utilities Rates and Taxes - Op Exp ESL		700.00		700.00		290.00		0.00	
2050299	Administration Allocated - Op Exp ESL		9,468.00		9,468.00		3,945.00		3,677.67	
<b>OPERATING REVENUE</b>										
3050200	ESL Admin Fee/Commission	4,000.00		4,000.00		4,000.00		4,000.00		- ESL Admin Fee/Commission - 2021/22 DFES ESL Operating Grant allocation = \$18,275 less unspent from 19/20 of \$583  - ESL Non-Payment Penalty Interest
3050201	ESL Operating Grant	17,692.00		17,692.00		4,423.00		9,165.79		
9304052	FESA-ESL Unspent Grants-Current Liability - In addition to the income shown in the above account we have received an additional \$					0.00				
3050203	ESL Non-Payment Penalty Interest	200.00		200.00		0.00		51.39		
<b>SUB-TOTAL OPERATING</b>		<b>21,892.00</b>	<b>27,160.00</b>	<b>21,892.00</b>	<b>27,160.00</b>	<b>8,423.00</b>	<b>16,545.00</b>	<b>13,217.18</b>	<b>18,418.62</b>	
<b>CAPITAL EXPENDITURE</b>										
4050260	Emergency Services Building Capital Exp - ESL									
4050262	Buildings Works in Progress - Cap Exp Emergency Services Lev									
<b>SUB-TOTAL CAPITAL</b>		<b>0.00</b>	<b>0.00</b>	<b>0.00</b>	<b>0.00</b>	<b>0.00</b>	<b>0.00</b>	<b>0.00</b>	<b>0.00</b>	
<b>TOTAL - EMERGENCY SERVICES LEVY</b>		<b>21,892.00</b>	<b>27,160.00</b>	<b>21,892.00</b>	<b>27,160.00</b>	<b>8,423.00</b>	<b>16,545.00</b>	<b>13,217.18</b>	<b>18,418.62</b>	

**SHIRE OF MUKINBUDIN**  
**SCHEDULE 05 - LAW, ORDER, PUBLIC SAFETY**  
**Financial Statement for Period Ended**  
**30 November 2021**

<b>ANIMAL CONTROL</b>		<b>Original Budget</b>		<b>Amended Budget</b>		<b>YTD Budget</b>		<b>Actual 30 Nov 2021</b>		<b>Budget Text and Other Information</b>
		<b>Revenue</b>	<b>Expenditure</b>	<b>Revenue</b>	<b>Expenditure</b>	<b>Revenue</b>	<b>Expenditure</b>	<b>Revenue</b>	<b>Expenditure</b>	
		<b>\$</b>	<b>\$</b>	<b>\$</b>	<b>\$</b>	<b>\$</b>	<b>\$</b>	<b>\$</b>	<b>\$</b>	
<b><u>OPERATING EXPENDITURE</u></b>										
2050304	Animal Control Expenses - Other		300.00		300.00		120.00		0.00	- Tags etc
2050306	Dog Pound Maintenance									- Postage costs for sending renewals and Dog Fines
	BM010 Dog Pound Maintenance		300.00		300.00		115.00		0.00	-- Employee Costs - Salaries & Wages \$93.
										-- Contractors & Consultants \$90.
										-- Labour Overheads Allocated \$117.
2050307	Ranger Services (Contracted)		10,600.00		10,600.00		4,415.00		3,336.25	- Ranger Services (Contracted)
2050308	Dog Pound Operations									-- Employee Costs - Salaries & Wages \$31.
	BO010 Dog Pound Operations		150.00		150.00		55.00		0.00	-- Contractors & Consultants \$30.
										-- Materials/Stock Purchased \$50.
										-- Labour Overheads Allocated \$39.
2050392	Depreciation - Animal Control		147.00		147.00		60.00		61.35	- Depreciation charge ex Asset Register
2050399	Administration Allocated		9,468.00		9,468.00		3,945.00		3,677.67	- Allocation of 1% of Administration costs.
<b><u>OPERATING REVENUE</u></b>										
3050300	Pound Fees	100.00		100.00		40.00		100.00		- Impounding Fees
3050301	Dog Registration Fees	1,800.00		1,800.00		750.00		601.00		- Dog Licence Fees
3050302	Fines and Penalties - Animal Control	500.00		500.00		205.00		287.00		- Dog Infringements
3050304	Cat Registration Fees	600.00		600.00		250.00		180.00		- Cat Licence Fees
<b>SUB-TOTAL OPERATING</b>		<b>3,000.00</b>	<b>20,965.00</b>	<b>3,000.00</b>	<b>20,965.00</b>	<b>1,245.00</b>	<b>8,710.00</b>	<b>1,168.00</b>	<b>7,075.27</b>	
<b>TOTAL - ANIMAL CONTROL</b>		<b>3,000.00</b>	<b>20,965.00</b>	<b>3,000.00</b>	<b>20,965.00</b>	<b>1,245.00</b>	<b>8,710.00</b>	<b>1,168.00</b>	<b>7,075.27</b>	



**SHIRE OF MUKINBUDIN**  
**SCHEDULE 05 - LAW, ORDER, PUBLIC SAFETY**  
**Financial Statement for Period Ended**  
**30 November 2021**

<b>OTHER LAW, ORDER, PUBLIC SAFETY</b>	Original Budget		Amended Budget		YTD Budget		Actual 30 Nov 2021		Budget Text and Other Information
	Revenue \$	Expenditure \$	Revenue \$	Expenditure \$	Revenue \$	Expenditure \$	Revenue \$	Expenditure \$	
<b>OPERATING EXPENDITURE</b>									
2050401 Community Safety Expenses		500.00		500.00		0.00		0.00	- Housing street signs
2050499 Administration Allocated		2,367.00		2,367.00		985.00		919.41	- Allocation of 0.25% of Administration costs.
<b>SUB-TOTAL OPERATING</b>	<b>0.00</b>	<b>2,867.00</b>	<b>0.00</b>	<b>2,867.00</b>	<b>0.00</b>	<b>985.00</b>	<b>0.00</b>	<b>919.41</b>	
<b>TOTAL - OTHER LAW, ORDER, PUBLIC SAFETY</b>	<b>0.00</b>	<b>2,867.00</b>	<b>0.00</b>	<b>2,867.00</b>	<b>0.00</b>	<b>985.00</b>	<b>0.00</b>	<b>919.41</b>	

**SHIRE OF MUKINBUDIN**  
**SCHEDULE 07 - HEALTH**  
**Financial Statement for Period Ended**  
**30 November 2021**

<b>PROGRAMME SUMMARY</b>	<b>Original Budget</b>		<b>Amended Budget</b>		<b>YTD Budget</b>		<b>Actual 30 Nov 2021</b>		<b>Budget Text and Other Information</b>
	<b>Revenue</b> \$	<b>Expenditure</b> \$	<b>Revenue</b> \$	<b>Expenditure</b> \$	<b>Revenue</b> \$	<b>Expenditure</b> \$	<b>Revenue</b> \$	<b>Expenditure</b> \$	
<b>OPERATING EXPENDITURE</b>									
Health Inspection and Administration		24,468.00		24,468.00		8,110.00		5,954.94	
Preventative Services - Pest Control		2,767.00		2,767.00		1,385.00		919.41	
Preventative Services - Other		2,767.00		2,767.00		1,150.00		1,279.41	
Other Health		58,032.00		58,032.00		24,420.00		17,419.41	
<b>OPERATING REVENUE</b>									
Health Inspection and Administration	500.00		500.00		205.00		214.55		
<b>SUB-TOTAL OPERATING</b>	<b>500.00</b>	<b>88,034.00</b>	<b>500.00</b>	<b>88,034.00</b>	<b>205.00</b>	<b>35,065.00</b>	<b>214.55</b>	<b>25,573.17</b>	
<b>TOTAL - PROGRAMME SUMMARY</b>	<b>500.00</b>	<b>88,034.00</b>	<b>500.00</b>	<b>88,034.00</b>	<b>205.00</b>	<b>35,065.00</b>	<b>214.55</b>	<b>25,573.17</b>	

**SHIRE OF MUKINBUDIN**  
**SCHEDULE 07 - HEALTH**  
**Financial Statement for Period Ended**  
**30 November 2021**

<b>HEALTH INSPECTION &amp; ADMIN</b>		<b>Original Budget</b>		<b>Amended Budget</b>		<b>YTD Budget</b>		<b>Actual 30 Nov 2021</b>		<b>Budget Text and Other Information</b>
		<b>Revenue</b>	<b>Expenditure</b>	<b>Revenue</b>	<b>Expenditure</b>	<b>Revenue</b>	<b>Expenditure</b>	<b>Revenue</b>	<b>Expenditure</b>	
		<b>\$</b>	<b>\$</b>	<b>\$</b>	<b>\$</b>	<b>\$</b>	<b>\$</b>	<b>\$</b>	<b>\$</b>	
<b><u>OPERATING EXPENDITURE</u></b>										
2070307	Contract EHO - Op Exp		10,000.00	10,000.00		4,165.00		2,277.27		- Contract EHO/BS \$2,000 per month 40% Health, 60% Building + \$400 Contingency - Preparation of a Public Health Plan - Allocation of 1% of Administration costs.
2070310	Other Health Admin Expenses		5,000.00	5,000.00		0.00		0.00		
2070399	Administration Allocated		9,468.00	9,468.00		3,945.00		3,677.67		
<b><u>OPERATING REVENUE</u></b>										
3070307	Other Income - Inspection/Admin	500.00		500.00		205.00		214.55		- Inspection fees
<b>SUB-TOTAL OPERATING</b>		<b>500.00</b>	<b>24,468.00</b>	<b>500.00</b>	<b>24,468.00</b>	<b>205.00</b>	<b>8,110.00</b>	<b>214.55</b>	<b>5,954.94</b>	
<b>TOTAL - HEALTH INSPECTION &amp; ADMIN</b>		<b>500.00</b>	<b>24,468.00</b>	<b>500.00</b>	<b>24,468.00</b>	<b>205.00</b>	<b>8,110.00</b>	<b>214.55</b>	<b>5,954.94</b>	

**SHIRE OF MUKINBUDIN**  
**SCHEDULE 07 - HEALTH**  
**Financial Statement for Period Ended**  
**30 November 2021**

<b>PREVENTIVE SERVICES - PEST CONTROL</b>	<b>Original Budget</b>		<b>Amended Budget</b>		<b>YTD Budget</b>		<b>Actual 30 Nov 2021</b>		<b>Budget Text and Other Information</b>
	<b>Revenue</b> \$	<b>Expenditure</b> \$	<b>Revenue</b> \$	<b>Expenditure</b> \$	<b>Revenue</b> \$	<b>Expenditure</b> \$	<b>Revenue</b> \$	<b>Expenditure</b> \$	
<b>OPERATING EXPENDITURE</b>									
2070400 Mosquito Control - Op Exp - Pest Control									- Provision for - Employee Costs - Salaries & Wages \$93. - Contractors & Consultants \$90. - Materials/Stock Purchased \$100. - Labour Overheads Allocated \$117. - Allocation of 0.25% of Administration costs.
MQF Mosquito Control - Op Exp - Pest Control		400.00		400.00		400.00		0.00	
2070499 Administration Allocated		2,367.00		2,367.00		985.00		919.41	
<b>SUB-TOTAL OPERATING</b>	<b>0.00</b>	<b>2,767.00</b>	<b>0.00</b>	<b>2,767.00</b>	<b>0.00</b>	<b>1,385.00</b>	<b>0.00</b>	<b>919.41</b>	
<b>TOTAL - PREVENTIVE SERVICES - PEST CONTROL</b>	<b>0.00</b>	<b>2,767.00</b>	<b>0.00</b>	<b>2,767.00</b>	<b>0.00</b>	<b>1,385.00</b>	<b>0.00</b>	<b>919.41</b>	

**SHIRE OF MUKINBUDIN**  
**SCHEDULE 07 - HEALTH**  
**Financial Statement for Period Ended**  
**30 November 2021**

<b>PREVENTIVE SERVICES - OTHER</b>	<b>Original Budget</b>		<b>Amended Budget</b>		<b>YTD Budget</b>		<b>Actual 30 Nov 2021</b>		<b>Budget Text and Other Information</b>
	<b>Revenue</b> \$	<b>Expenditure</b> \$	<b>Revenue</b> \$	<b>Expenditure</b> \$	<b>Revenue</b> \$	<b>Expenditure</b> \$	<b>Revenue</b> \$	<b>Expenditure</b> \$	
<b><u>OPERATING EXPENDITURE</u></b>									
2070500 Analytical & Other Expenses		400.00		400.00		165.00		360.00	- Local Health Authorities Analytical Committee -Services fixed min cost - Allocation of 0.25% of Administration costs.
2070599 Administration Allocated		2,367.00		2,367.00		985.00		919.41	
<b>SUB-TOTAL OPERATING</b>	<b>0.00</b>	<b>2,767.00</b>	<b>0.00</b>	<b>2,767.00</b>	<b>0.00</b>	<b>1,150.00</b>	<b>0.00</b>	<b>1,279.41</b>	
<b>TOTAL - PREVENTIVE SERVICES - OTHER</b>	<b>0.00</b>	<b>2,767.00</b>	<b>0.00</b>	<b>2,767.00</b>	<b>0.00</b>	<b>1,150.00</b>	<b>0.00</b>	<b>1,279.41</b>	

**SHIRE OF MUKINBUDIN**  
**SCHEDULE 07 - HEALTH**  
**Financial Statement for Period Ended**  
**30 November 2021**

OTHER HEALTH	Original Budget		Amended Budget		YTD Budget		Actual 30 Nov 2021		Budget Text and Other Information
	Revenue \$	Expenditure \$	Revenue \$	Expenditure \$	Revenue \$	Expenditure \$	Revenue \$	Expenditure \$	
<b><u>OPERATING EXPENDITURE</u></b>									
2070602	Medical Practice Costs	29,942.00		29,942.00		12,475.00		6,760.57	- 30% Share of Kunnunoppin Medical Practice Costs: Doctors Vehicle Operating Costs \$3,750 , Management Fee \$21,818, Share of Doctors Vehicle Replacement \$4,374.
2070603	Medical Practice Costs - Doctor House Rent	8,100.00		8,100.00		3,375.00		3,303.53	- 30% Share of Doctors House Rent contribution \$8,100.
2070605	Advertising, Contributions & Other Health Exp - Op Exp - Oth	1,000.00		1,000.00		660.00		0.00	- Other expenses
2070615	23 Maddock St (Old Nursing Post) Building Ops and Maint-O								
2070692	Depreciation - Other Health	54.00		54.00		20.00		0.00	- - Depreciation - Ex Asset Register From Asset Register\$54.
2070699	Administration Allocated	18,936.00		18,936.00		7,890.00		7,355.31	- Allocation of 2% of Administration costs.
<b><u>OPERATING REVENUE</u></b>									
<b>SUB-TOTAL OPERATING</b>		<b>0.00</b>	<b>58,032.00</b>	<b>0.00</b>	<b>58,032.00</b>	<b>0.00</b>	<b>24,420.00</b>	<b>0.00</b>	<b>17,419.41</b>
<b><u>CAPITAL EXPENDITURE</u></b>									
4070650	Building (Capital) - Other Health								
<b><u>CAPITAL REVENUE</u></b>									
<b>SUB-TOTAL CAPITAL</b>		<b>0.00</b>	<b>0.00</b>	<b>0.00</b>	<b>0.00</b>	<b>0.00</b>	<b>0.00</b>	<b>0.00</b>	<b>0.00</b>
<b>TOTAL - OTHER HEALTH</b>		<b>0.00</b>	<b>58,032.00</b>	<b>0.00</b>	<b>58,032.00</b>	<b>0.00</b>	<b>24,420.00</b>	<b>0.00</b>	<b>17,419.41</b>

**SHIRE OF MUKINBUDIN**  
**SCHEDULE 08 - EDUCATION & WELFARE**  
**Financial Statement for Period Ended**  
**30 November 2021**

PROGRAMME SUMMARY	Original Budget		Amended Budget		YTD Budget		Actual 30 Nov 2021		Budget Text and Other Information
	Revenue \$	Expenditure \$	Revenue \$	Expenditure \$	Revenue \$	Expenditure \$	Revenue \$	Expenditure \$	
<b>OPERATING EXPENDITURE</b>									
Community Resource Centre		26,628.00		26,628.00		13,528.00		13,574.51	
Other Education		200.00		200.00		40.00		786.74	
Care Of Families And Children		29,610.00		29,610.00		12,135.00		24,599.03	▲ Additional minor expenses on completion of the Child Care Centre - White St Building and depreciation expenses are greater than expected.
Aged & Disabled - Senior Citz Centre		44,436.00		44,436.00		18,222.00		27,355.31	The CEACA Inc general membership subscription annual contribution 2021/22 of \$20,000, CEACA Project - 4 Units has been paid sooner than expected.
Other Welfare		2,367.00		2,367.00		985.00		919.41	
<b>OPERATING REVENUE</b>									
Community Resource Centre	7,305.00		7,305.00		3,553.00		6,558.54		
Other Education	0.00		0.00		0.00		0.00		
Care Of Families And Children	25,500.00		25,500.00		10,625.00		27,081.21		▼ The remainder of the Building Better Regions Grant Contribution Income from the Childcare Committee for New Childcare Building White St was received sooner than expected.
Aged & Disabled - Senior Citz Centre	1,092.00		1,092.00		1,020.00		0.00		
Other Welfare	500.00		500.00		205.00		0.00		
<b>SUB-TOTAL OPERATING</b>	<b>34,397.00</b>	<b>103,241.00</b>	<b>34,397.00</b>	<b>103,241.00</b>	<b>15,403.00</b>	<b>44,910.00</b>	<b>33,639.75</b>	<b>67,235.00</b>	
<b>CAPITAL EXPENDITURE</b>									
Community Resource Centre		0.00		0.00		0.00		162.65	
Other Education		0.00		0.00		0.00		0.00	
Care Of Families And Children		11,935.00		11,935.00		0.00		500.00	
Aged & Disabled - Senior Citz Centre		0.00		0.00		0.00		0.00	
Other Welfare		0.00		0.00		0.00		0.00	
<b>CAPITAL REVENUE</b>									
Community Resource Centre	0.00		0.00		0.00		0.00		
Other Education	0.00		0.00		0.00		0.00		
Care Of Families And Children	0.00		0.00		0.00		0.00		
Aged & Disabled - Senior Citz Centre	0.00		0.00		0.00		0.00		
Other Welfare	0.00		0.00		0.00		0.00		
<b>SUB-TOTAL CAPITAL</b>	<b>0.00</b>	<b>11,935.00</b>	<b>0.00</b>	<b>11,935.00</b>	<b>0.00</b>	<b>0.00</b>	<b>0.00</b>	<b>662.65</b>	
<b>TOTAL - PROGRAMME SUMMARY</b>	<b>34,397.00</b>	<b>115,176.00</b>	<b>34,397.00</b>	<b>115,176.00</b>	<b>15,403.00</b>	<b>44,910.00</b>	<b>33,639.75</b>	<b>67,897.65</b>	

**SHIRE OF MUKINBUDIN**  
**SCHEDULE 08 - EDUCATION & WELFARE**  
**Financial Statement for Period Ended**  
**30 November 2021**

COMMUNITY RESOURCE CENTRE		Original Budget		Amended Budget		YTD Budget		Actual 30 Nov 2021		Budget Text and Other Information
		Revenue \$	Expenditure \$	Revenue \$	Expenditure \$	Revenue \$	Expenditure \$	Revenue \$	Expenditure \$	
<b>OPERATING EXPENDITURE</b>										
2080204	CRC Building Operating Expenses									- -Rubbish Bins x 1 \$113, Recycling Bins x 1 \$104. Total Contractors & Consultants \$431.
BO020	Community Resource Centre Operations		4,300.00	4,300.00		3,188.00		4,387.82		- - Materials/Stock Purchased \$53. - -Reimburse from CRC for Telephone Account 90472150 calls only. Shire pays CRC phone line, CRC fax line & Muka Matters Phone line. Total Communication Expenses Telephone, Data and Other \$900. - - Water \$420. - -Municipal Property Scheme Insurance-CRC Building. - Insurance - Premiums \$2,408. - ESL Category 5 (lease agreement CRC )- Statutory Fees and Taxes \$88.
2080205	CRC Building & Grounds Maintenance									- General building maintenance by shire staff and contractors. - Employee Costs - Salaries & Wages \$464.
BM020	Community Resource Centre Building Maintenance		2,000.00	2,000.00		815.00		479.46		- - Contractors & Consultants \$549. - - Materials/Stock Purchased \$200. - - Labour Overheads Allocated \$587. - - Plant Operating Costs Allocated \$200.
GM020	Community Resource Centre Grounds Maintenance		7,718.00	7,718.00		4,275.00		3,570.93		- General Grounds maintenance by shire staff and contractors.- Employee Costs - Salaries & Wages \$1,237. - Contractors \$4,396. Includes \$1,218 for fence repairs. Income in acct 3080204 - Materials \$250. - Labour Overheads \$1,565. - Plant Operating Costs \$270.
2080292	Depreciation - CRC		7,876.00	7,876.00		3,280.00		3,297.48		- Depreciation charge ex Asset Register
2080299	Administration Allocated - Op Exp - CRC		4,734.00	4,734.00		1,970.00		1,838.82		- Allocation of 0.5% of Administration costs.
<b>OPERATING REVENUE</b>										
3080204	Reimbursements - CRC	2,105.00		2,105.00		1,388.00		4,740.34		- Reimbursement from CRC for Telephone Line rental and calls (Phone and CRC Fax lines) \$540 Water and Power direct to CRC. Insurance reimbursement for fence damage repairs of \$1,207, exp in job GM020.
3080220	CRC - Rental Income	5,200.00		5,200.00		2,165.00		1,818.20		- Rental of CRC Building at \$200.00 per fortnight.
<b>SUB-TOTAL OPERATING</b>		<b>7,305.00</b>	<b>26,628.00</b>	<b>7,305.00</b>	<b>26,628.00</b>	<b>3,553.00</b>	<b>13,528.00</b>	<b>6,558.54</b>	<b>13,574.51</b>	
<b>CAPITAL EXPENDITURE</b>										
BC020	Buildings (Capital) - CRC		0.00	0.00		0.00		162.65		
<b>CAPITAL REVENUE</b>										
<b>SUB-TOTAL CAPITAL</b>		<b>0.00</b>	<b>0.00</b>	<b>0.00</b>	<b>0.00</b>	<b>0.00</b>	<b>0.00</b>	<b>0.00</b>	<b>162.65</b>	
<b>TOTAL - COMMUNITY RESOURCE CENTRE</b>		<b>7,305.00</b>	<b>26,628.00</b>	<b>7,305.00</b>	<b>26,628.00</b>	<b>3,553.00</b>	<b>13,528.00</b>	<b>6,558.54</b>	<b>13,737.16</b>	

AGENDA ORDINARY MEETING OF COUNCIL TO BE HELD 21 DECEMBER 2021



**SHIRE OF MUKINBUDIN**  
**SCHEDULE 08 - EDUCATION & WELFARE**  
**Financial Statement for Period Ended**  
**30 November 2021**

	Original Budget		Amended Budget		YTD Budget		Actual 30 Nov 2021		Budget Text and Other Information
	Revenue \$	Expenditure \$	Revenue \$	Expenditure \$	Revenue \$	Expenditure \$	Revenue \$	Expenditure \$	
<b>OTHER EDUCATION</b>									
<b>OPERATING EXPENDITURE</b>									
2080300 P & C Association Support - Op Exp - Other Education		0.00		0.00		0.00		686.74	
2080301 Christian School Donation		0.00		0.00		0.00		0.00	
2080302 School Prizes Expense		100.00		100.00		0.00		100.00	- Mukinbudin District High School Prize Scholarship
2080303 School Ground improvements		0.00		0.00		0.00		0.00	
2080304 Insurances - Other Education		0.00		0.00		0.00		0.00	
2080305 Support for School Events - Op Exp - Other Educ		100.00		100.00		40.00		0.00	- Various
<b>OPERATING REVENUE</b>									
3080300 Contributions & Donations - Other Education	0.00		0.00		0.00		0.00		
<b>SUB-TOTAL OPERATING</b>	<b>0.00</b>	<b>200.00</b>	<b>0.00</b>	<b>200.00</b>	<b>0.00</b>	<b>40.00</b>	<b>0.00</b>	<b>786.74</b>	
<b>CAPITAL EXPENDITURE</b>									
<b>CAPITAL REVENUE</b>									
<b>SUB-TOTAL CAPITAL</b>	<b>0.00</b>	<b>0.00</b>	<b>0.00</b>	<b>0.00</b>	<b>0.00</b>	<b>0.00</b>	<b>0.00</b>	<b>0.00</b>	
<b>TOTAL - OTHER EDUCATION</b>	<b>0.00</b>	<b>200.00</b>	<b>0.00</b>	<b>200.00</b>	<b>0.00</b>	<b>40.00</b>	<b>0.00</b>	<b>786.74</b>	

**SHIRE OF MUKINBUDIN**  
**SCHEDULE 08 - EDUCATION & WELFARE**  
**Financial Statement for Period Ended**  
**30 November 2021**

CARE OF FAMILIES & CHILDREN		Original Budget		Amended Budget		YTD Budget		Actual 30 Nov 2021		Budget Text and Other Information
		Revenue \$	Expenditure \$	Revenue \$	Expenditure \$	Revenue \$	Expenditure \$	Revenue \$	Expenditure \$	
<b>OPERATING EXPENDITURE</b>										
2080400	Playgroup Building Operations									
	BO025 Boodie Rats Playgroup Building Operations		644.00		644.00		591.00		1,141.30	Insurance - Premiums for property \$556. ESL Category 5 part of Aged Unit ESL Fee - Statutory Fees and Taxes \$88. 2x Rubbish & Recycling Service \$434 Contractors\$462. Insurance - \$1,750. ESL Category 5 \$88.  Employee Costs - Wages \$618. Contractors& Consultants \$299. Including Weed & Pest Control-termite inspection 5 yr plan. Materials \$300.Overheads \$783. Increased costs - a Budget Amendment is recommended. General Grounds maintenance by shire staff. - Employee Wages \$155. Contractors \$249. Overheads \$196. General Grounds maintenance by shire staff. - Employee Wages \$773. Contractors \$449. Materials \$100. Overheads \$978. Plant Costs \$200. Plaque for the White St Childcare Building \$1,000.Excluded Demolition of Old Boodie Rats/CWaper resolution 200321 Interest on Loan 125 Child Care Centre White St, Payment No 4; 20/12/2021 \$1,788.78 , Payment No 5; 20/6/2022 \$1,730.59. Loan Guarantee Loan 125 Child Care Centre White St, Payment No 5; \$642.74 to 31/12/2021, Payment No 6; \$611.72 , 30/6/2022 - Depreciation charge ex Asset Register - Allocation of 0.5% of Administration costs.  Power reimbursements. A Budget Amendment is recommended.  - Remainder of the Building Better Regions Grant Contribution Income from the Childcare Committee for New Childcare Building White St. All works Complete, no further expenses expected in Job BC025
	BO026 Child Care Centre - White St Operation Exps		2,300.00		2,300.00		2,247.00		2,961.08	
2080401	Playgroup Building & Grounds Maintenance									
	BM025 Boodie Rats Playgroup Building Maintenance		0.00		0.00		0.00		769.50	
	BM026 Child Care Centre - White St Building Maintenance Exps		2,000.00		2,000.00		825.00		6,252.60	
	GM025 Boodie Rats Playgroup Grounds Maintenance		600.00		600.00		240.00		0.00	
	GM026 Child Care Centre - White St Grounds Maintenance Exps		2,500.00		2,500.00		1,030.00		1,523.66	
2080420	Other Childcare Related Expenses - Op Exp - Fam & Child		1,000.00		1,000.00		0.00		1,147.35	
2080481	Interest Repayments on Loan 125 White St Child Care - Op Exp - F		4,773.00		4,773.00		627.00		0.00	
2080492	Depreciation - Care of Families		11,059.00		11,059.00		4,605.00		8,964.72	
2080499	Administration Allocated		4,734.00		4,734.00		1,970.00		1,838.82	
<b>OPERATING REVENUE</b>										
3080400	Child Care Services Reimb & Other Income (Inc GST)	0.00		0.00		0.00		1,581.21		
3080450	Grants for Capital Purposes (Inc GST)-Op Inc- Car	25,500.00		25,500.00		10,625.00		25,500.00		
<b>SUB-TOTAL OPERATING</b>		<b>25,500.00</b>	<b>29,610.00</b>	<b>25,500.00</b>	<b>29,610.00</b>	<b>10,625.00</b>	<b>12,135.00</b>	<b>27,081.21</b>	<b>24,599.03</b>	
<b>CAPITAL EXPENDITURE</b>										
4080450	Building (Capital) - Care of Families & Children									
	BC025 Child Care White Street - Building Capital Expenditure		0.00		0.00		0.00		500.00	Journal Pending
4080470	Principal Repayment on Loan 125 White St Child Care - Cap Exp		11,935.00		11,935.00		0.00		0.00	- Principal on Loan 125 Child Care Centre White St, Payment No 4; 20/12/2021 \$5,938.22 , Payment No 5; 20/6/2022 \$5,996.41
<b>SUB-TOTAL CAPITAL</b>		<b>0.00</b>	<b>11,935.00</b>	<b>0.00</b>	<b>11,935.00</b>	<b>0.00</b>	<b>0.00</b>	<b>0.00</b>	<b>500.00</b>	
<b>TOTAL - CARE OF FAMILIES &amp; CHILDREN</b>		<b>25,500.00</b>	<b>41,545.00</b>	<b>25,500.00</b>	<b>41,545.00</b>	<b>10,625.00</b>	<b>12,135.00</b>	<b>27,081.21</b>	<b>25,099.03</b>	

**SHIRE OF MUKINBUDIN**  
**SCHEDULE 08 - EDUCATION & WELFARE**  
**Financial Statement for Period Ended**  
**30 November 2021**

AGED & DISABLED - SENIOR CITZ CENTRE		Original Budget		Amended Budget		YTD Budget		Actual 30 Nov 2021		Budget Text and Other Information
		Revenue \$	Expenditure \$	Revenue \$	Expenditure \$	Revenue \$	Expenditure \$	Revenue \$	Expenditure \$	
<b>OPERATING EXPENDITURE</b>										
2080505	Seniors Catering Assistance		0.00		0.00		0.00		0.00	
2080506	CEACA Housing - Op Exp		20,000.00		20,000.00		10,000.00		20,000.00	- CEACA Inc general membership subscription annual contribution 2021/22 \$20,000, CEACA Project - 4 Units.
2080508	Seniors Program Grant Funded Expenditure - Op Exp		1,500.00		1,500.00		332.00		0.00	- Seniors Project Grant from received in 2018-2019 , remaining \$92 now spent plus council contribution of \$1,408. See account 3080503 for grant income.
2080509	Seniors Week Op Expenditure		4,000.00		4,000.00		0.00		0.00	- Seniors Dinner \$4,000. See account 3080502 for grant income of \$1,000.
2080510	Meals on Wheels Expenditure		0.00		0.00		0.00		0.00	
2080592	Depreciation - Senior Citizens		0.00		0.00		0.00		0.00	
2080599	Administration Allocated		18,936.00		18,936.00		7,890.00		7,355.31	- Allocation of 2% of Administration costs.
<b>OPERATING REVENUE</b>										
3080500	Contributions & Donations - Senior Citizens	0.00		0.00		0.00		0.00		
3080501	Reimbursements & Fees - Op Inc - Senior Ct	0.00		0.00		0.00		0.00		
3080502	Seniors Week Grant Income - Op Inc - Senior	1,000.00		1,000.00		1,000.00		0.00		- Seniors Week Grant \$1,000 expense in acct 2080509,
3080503	Seniors Program Grant Income - Senior Citiz	92.00		92.00		20.00		0.00		- Unspent Seniors Project Grant from 2019-2020 now spent \$92 expense in account 2080508.
3080504	Grant Income - Aged Housing	0.00		0.00		0.00		0.00		
<b>SUB-TOTAL OPERATING</b>		<b>1,092.00</b>	<b>44,436.00</b>	<b>1,092.00</b>	<b>44,436.00</b>	<b>1,020.00</b>	<b>18,222.00</b>	<b>0.00</b>	<b>27,355.31</b>	
<b>CAPITAL EXPENDITURE</b>										
4080550	Building (Capital) - Senior Citizens									
BC030	Building (Capital) - Senior Citizens		0.00		0.00		0.00		0.00	
4080510	Transfers to Unspent Grants Reserve - Cap Ex - Aged & Disa		0.00		0.00		0.00		0.00	
<b>CAPITAL REVENUE</b>										
5080510	Transfers from Unspent Grants Reserve - Ca	0.00		0.00		0.00		0.00		
<b>SUB-TOTAL CAPITAL</b>		<b>0.00</b>	<b>0.00</b>	<b>0.00</b>	<b>0.00</b>	<b>0.00</b>	<b>0.00</b>	<b>0.00</b>	<b>0.00</b>	
<b>TOTAL - AGED &amp; DISABLED - SENIOR CITZ CENTRE</b>		<b>1,092.00</b>	<b>44,436.00</b>	<b>1,092.00</b>	<b>44,436.00</b>	<b>1,020.00</b>	<b>18,222.00</b>	<b>0.00</b>	<b>27,355.31</b>	

**SHIRE OF MUKINBUDIN**  
**SCHEDULE 08 - EDUCATION & WELFARE**  
**Financial Statement for Period Ended**  
**30 November 2021**

OTHER WELFARE	Original Budget		Amended Budget		YTD Budget		Actual 30 Nov 2021		Budget Text and Other Information
	Revenue \$	Expenditure \$	Revenue \$	Expenditure \$	Revenue \$	Expenditure \$	Revenue \$	Expenditure \$	
<b>OPERATING EXPENDITURE</b>									
2080600	Dry Seasons Assistance Expenditure	0.00		0.00		0.00		0.00	
2080603	Youth Development Programs	0.00		0.00		0.00		0.00	
2080604	Grants Funded Expenditure - Op Exp Other Welfare (Thank a	0.00		0.00		0.00		0.00	
2080608	Other Expenses Mobility Scooters etc. - Op Exp - Other Welfa	0.00		0.00		0.00		0.00	
2080692	Depreciation - Other Welfare	0.00		0.00		0.00		0.00	
2080699	Administration Allocated	2,367.00		2,367.00		985.00		919.41	- Allocation of 0.25% of Administration costs.
<b>OPERATING REVENUE</b>									
3080600	Dry Seasons Assistance Grant	0.00		0.00		0.00		0.00	
3080601	Contributions & Donations - Op Inc - Other W	0.00		0.00		0.00		0.00	
3080602	Reimbursements - Other Welfare	0.00		0.00		0.00		0.00	
3080603	Grants - Other Welfare	0.00		0.00		0.00		0.00	
3080604	Other Income Mobility Scooters etc. - Op Inc	500.00		500.00		205.00		0.00	- Sale of 1 Mobility Scooter \$500. The budget assumed equal payment each month.
<b>SUB-TOTAL OPERATING</b>		<b>500.00</b>	<b>2,367.00</b>	<b>500.00</b>	<b>2,367.00</b>	<b>205.00</b>	<b>985.00</b>	<b>0.00</b>	<b>919.41</b>
<b>CAPITAL EXPENDITURE</b>									
<b>CAPITAL REVENUE</b>									
<b>SUB-TOTAL CAPITAL</b>		<b>0.00</b>	<b>0.00</b>	<b>0.00</b>	<b>0.00</b>	<b>0.00</b>	<b>0.00</b>	<b>0.00</b>	<b>0.00</b>
<b>TOTAL - OTHER WELFARE</b>		<b>500.00</b>	<b>2,367.00</b>	<b>500.00</b>	<b>2,367.00</b>	<b>205.00</b>	<b>985.00</b>	<b>0.00</b>	<b>919.41</b>

**SHIRE OF MUKINBUDIN**  
**SCHEDULE 09 - HOUSING**  
**Financial Statement for Period Ended**  
**30 November 2021**

PROGRAMME SUMMARY	Original Budget		Amended Budget		YTD Budget		Actual 30 Nov 2021		Budget Text and Other Information
	Revenue \$	Expenditure \$	Revenue \$	Expenditure \$	Revenue \$	Expenditure \$	Revenue \$	Expenditure \$	
<b>OPERATING EXPENDITURE</b>									
Housing - Shire (Staff and Rentals)		192,779.00		192,779.00		82,850.00		61,248.64	▼ Increased cost recoveries for staff and rental housing.
Housing - Aged (Including Senior Citizens)		132,278.00		132,278.00		57,817.00		40,966.83	▼ Decreased aged housing building maintenance expenses .
Housing - Other (Including Joint Venture)		82,983.00		82,983.00		37,062.00		34,878.99	
<b>OPERATING REVENUE</b>									
Housing - Shire (Staff and Rentals)	198,670.00		198,670.00		83,243.00		72,870.28		▲ The main component are that the insurance claim for storm damage has not been received, or has been incorrectly allocated, and there are increased income allocations to other programs.
Housing - Aged (Including Senior Citizens)	43,745.00		43,745.00		18,215.00		22,209.00		
Housing - Other (Including Joint Venture)	37,713.00		37,713.00		16,080.00		11,245.94		
<b>SUB-TOTAL OPERATING</b>	<b>280,128.00</b>	<b>408,040.00</b>	<b>280,128.00</b>	<b>408,040.00</b>	<b>117,538.00</b>	<b>177,729.00</b>	<b>106,325.22</b>	<b>137,094.46</b>	
<b>CAPITAL EXPENDITURE</b>									
Housing - Shire (Staff and Rentals)		79,749.00		79,749.00		13,308.00		18,101.90	
Housing - Aged (Including Senior Citizens)		220.00		220.00		90.00		35.82	
Housing - Other (Including Joint Venture)		58,400.00		58,400.00		25,200.00		29,943.65	
<b>CAPITAL REVENUE</b>									
Housing - Shire (Staff and Rentals)	10,000.00		10,000.00		0.00		0.00		
Housing - Aged (Including Senior Citizens)	0.00		0.00		0.00		0.00		
Housing - Other (Including Joint Venture)	58,400.00		58,400.00		0.00		0.00		
<b>SUB-TOTAL CAPITAL</b>	<b>68,400.00</b>	<b>138,369.00</b>	<b>68,400.00</b>	<b>138,369.00</b>	<b>0.00</b>	<b>38,598.00</b>	<b>0.00</b>	<b>48,081.37</b>	
<b>TOTAL - PROGRAMME SUMMARY</b>	<b>348,528.00</b>	<b>546,409.00</b>	<b>348,528.00</b>	<b>546,409.00</b>	<b>117,538.00</b>	<b>216,327.00</b>	<b>106,325.22</b>	<b>185,175.83</b>	

**SHIRE OF MUKINBUDIN**  
**SCHEDULE 09 - HOUSING**  
**Financial Statement for Period Ended**  
**30 November 2021**

**HOUSING - SHIRE (STAFF AND RENTALS)**

**OPERATING EXPENDITURE**

		Original Budget		Amended Budget		YTD Budget		Actual 30 Nov 2021		Budget Text and Other Information
Revenue	Expenditure	Revenue	Expenditure	Revenue	Expenditure	Revenue	Expenditure	Revenue	Expenditure	
\$	\$	\$	\$	\$	\$	\$	\$	\$	\$	
2090100	Shire Housing Building Operations									- Employee Costs - Salaries & Wages \$62. - Total Contractors \$542. Rubbish Bin \$113, Recycling Bin \$104 Other Exp \$325
BO035	5 Cruickshank Rd - Building Operations		3,088.00		3,088.00		1,708.00		1,743.50	- Materials/Stock Purchased \$150. - LP Gas 45 kg bottles Rental \$80. - Water consumption \$0 and Water Rates \$1,517. - Insurance - Premiums \$571. - ESL Category 5 \$88 - Labour Overheads Allocated \$78. - Total Contractors \$493. Rubbish Bin \$113, Recycling Bin \$104 Other Exp \$276
BO036	11 Cruickshank Rd Building Operations		3,000.00		3,000.00		1,772.00		1,643.18	- LP Gas 45 kg bottles Rental \$80. - Water rates \$1,517 - Insurance - Premiums \$822. - ESL Category 5 \$88 - Total Contractors \$946. Rubbish Bin \$113, Recycling Bin \$104 Other Exp \$729
BO037	15 Cruickshank Rd CEO Building Operations		3,600.00		3,600.00		1,936.00		3,593.73	- Materials/Stock Purchased \$100. - Water rates \$1,517 and consumption \$183 as per contract. - Insurance - Premiums \$766. - ESL Category 5 \$88 - Total Contractors \$507. Rubbish Bin \$113, Recycling Bin \$104 Other Exp \$290
BO038	25 Cruickshank Rd CPM Building Operations		5,500.00		5,500.00		2,724.00		2,492.49	- Materials/Stock Purchased \$100. - Electricity \$1,600. - LP Gas 45 kg bottles Rental \$80, consumption \$270. - Water rates \$1,517 and consumption \$583. - Insurance - Premiums \$755. - ESL Category 5 \$88 - Total Contractors \$311. Rubbish Bin \$113, Recycling Bin \$104 Other Exp \$94
BO039	1 Salmon Gum Alley Building Operations		2,670.00		2,670.00		1,544.00		1,693.38	- LP Gas 45 kg bottles Rental \$80, - Water rates \$1,517 - Insurance - Premiums \$674. - ESL Category 5 \$88

**SHIRE OF MUKINBUDIN**  
**SCHEDULE 09 - HOUSING**  
**Financial Statement for Period Ended**  
**30 November 2021**

**HOUSING - SHIRE (STAFF AND RENTALS)**

**OPERATING EXPENDITURE (Continued)**

		Original Budget		Amended Budget		YTD Budget		Actual 30 Nov 2021		Budget Text and Other Information
Revenue	Expenditure	Revenue	Expenditure	Revenue	Expenditure	Revenue	Expenditure			
\$	\$	\$	\$	\$	\$	\$	\$			
BO040	4 Salmon Gum Alley Building Operations		7,500.00		7,500.00		3,485.00		3,849.06	- Total Contractors \$282. Rubbish Bin \$113, Recycling Bin \$104 Other Exp \$65 - Communication Expenses Telephone, Data and Other \$1,140. - Electricity \$1,900. - LP Gas 45 kg bottles Rental \$80, consumption \$170. - Water rates \$1,517 and consumption \$1,683. - Insurance - Premiums \$640. - ESL Category 5 \$88
BO041	8 Lansdell St Building Operations		8,400.00		8,400.00		6,155.00		3,939.43	- Cleaners Employee Costs \$3,754. 94 hours. - Total Contractors \$388. Rubbish Bin \$113, Recycling Bin \$104 Other Exp \$171 - Electricity \$1,200. - LP Gas 45 kg bottles Rental \$80, consumption \$150. - Water rates \$1,517 and consumption \$483. - Insurance - Premiums \$740. - ESL Category 5 \$88
BO043	25A Calder St Building Operations		2,300.00		2,300.00		1,223.00		1,320.19	- Total Contractors \$270. Rubbish Bin \$113, Recycling Bin \$104 Other Exp \$53 - LP Gas 45 kg bottles Rental \$80, - Water rates \$1,517 and consumption (Paid by Tenant) \$. - Insurance - Premiums \$389. - ESL Category 5 \$44
BO044	25B Calder St Building Operations		2,300.00		2,300.00		1,223.00		1,244.86	- Total Contractors \$270. Rubbish Bin \$113, Recycling Bin \$104 Other Exp \$53 - LP Gas 45 kg bottles Rental \$80 - Water rates \$1,517 and consumption (Paid by Tenant) \$. - Insurance - Premiums \$389. - ESL Category 5 \$44
BO045	12 Salmon Gum Alley (Lot 208 ) Building Op Exp		6,000.00		6,000.00		3,173.00		3,626.62	- Total Contractors \$84. Rubbish Bin \$113, Recycling Bin \$104 Other Exp -\$133 - Materials/Stock Purchased \$250. - Communication Expenses Telephone, Data and Other \$1,700. - Electricity \$800. - LP Gas 45 kg bottles Rental \$80 consumption \$150. - Water rates \$1,517 and consumption \$383. - Insurance - Premiums \$948 - ESL Category 5 \$88

**SHIRE OF MUKINBUDIN**  
**SCHEDULE 09 - HOUSING**  
**Financial Statement for Period Ended**  
**30 November 2021**

HOUSING - SHIRE (STAFF AND RENTALS)		Original Budget		Amended Budget		YTD Budget		Actual 30 Nov 2021		Budget Text and Other Information
		Revenue \$	Expenditure \$	Revenue \$	Expenditure \$	Revenue \$	Expenditure \$	Revenue \$	Expenditure \$	
<b>OPERATING EXPENDITURE (Continued)</b>										
BO047	8 Gimlett Way Building Operations		2,700.00		2,700.00		975.00		1,652.18	- Total Contractors \$264. Rubbish Bin \$113, Recycling Bin \$104 Other Exp \$47 - Water rates \$1,517 - Insurance - Premiums \$831. - ESL Category 5 \$88
BO048	12 Gimlett Way Building Operations - Op Exp		2,850.00		2,850.00		1,115.00		1,790.95	- Total Contractors \$275. Rubbish Bin \$113, Recycling Bin \$104 Other Exp \$58 - Water rates \$1,517 - Insurance - Premiums \$970. - ESL Category 5 \$88
BO049	4 Earl Drive Building Operations - Op Exp		2,850.00		2,850.00		1,130.00		1,811.18	- Total Contractors \$255. Rubbish Bin \$113, Recycling Bin \$104 Other Exp \$38 - Water rates \$1,517 - Insurance - Premiums \$990. - ESL Category 5 \$88
BO325	20 Earl Drive - Operations		800.00		800.00		591.00		468.30	- Total Contractors \$265. Rubbish Bin \$113, Recycling Bin \$104 Other Exp \$48 - Insurance - Premiums \$447. - ESL Category 5 \$88
	<u>Total Building Operations</u>		<u>53,558.00</u>		<u>53,558.00</u>		<u>28,754.00</u>		<u>30,869.05</u>	



**SHIRE OF MUKINBUDIN**  
**SCHEDULE 09 - HOUSING**  
**Financial Statement for Period Ended**  
**30 November 2021**

**HOUSING - SHIRE (STAFF AND RENTALS)**

		Original Budget		Amended Budget		YTD Budget		Actual 30 Nov 2021		Budget Text and Other Information
		Revenue \$	Expenditure \$	Revenue \$	Expenditure \$	Revenue \$	Expenditure \$	Revenue \$	Expenditure \$	
<b>OPERATING EXPENDITURE (Continued)</b>										
2090101	Shire Housing Building Maintenance									
BM035	5 Cruickshank Rd Building Maintenance		1,000.00		1,000.00		410.00		49.24	- Identified additional works Employee Costs \$309. - Identified additional works by Contractors \$300. - Identified additional works Overheads \$391.
BM036	11 Cruickshank Rd Building Maintenance		0.00		0.00		0.00		1,119.90	
BM037	15 Cruickshank Rd CEO Building Maintenance		3,640.00		3,640.00		1,515.00		4,004.00	-- Annual provision for Contractors & Consultants \$3,640.
BM038	25 Cruickshank Rd CPM Building Maintenance		0.00		0.00		0.00		653.31	
BM039	1 Salmon Gum Alley Building Maintenance		0.00		0.00		0.00		875.89	
BM040	4 Salmon Gum Alley Building Maintenance		0.00		0.00		0.00		242.43	
BM041	8 Lansdell St Building Maintenance		0.00		0.00		0.00		1,486.85	
BM043	25A Calder St Building Maintenance		1,000.00		1,000.00		410.00		8,936.65	- Identified additional works Employee Costs \$247, Contractors \$340, Materials \$100, Overheads \$313. This work may be capital.
BM045	12 Salmon Gum Alley (Lot 208) Building Maint Exp		260.00		260.00		170.00		3,903.38	- Storm damage insurance funded (Income in acct 3090102) repairs by Contractors \$260.
BM047	8 Gimlett Way Building Maintenance		2,300.00		2,300.00		950.00		0.00	- Identified additional works Employee Costs \$742. - Identified additional works by Contractors \$319. - Identified additional works Materials \$300. - Identified additional works Overheads \$939. - Identified additional works Employee Costs \$495.
BM048	12 Gimlett Way Building Maintenance - Op Exp		1,600.00		1,600.00		660.00		340.12	- Identified additional works by Contractors \$229. - Identified additional works Materials \$250. - Identified additional works Overheads \$626.
BM049	4 Earl Drive Building Maintenance - Op Exp		1,300.00		1,300.00		535.00		0.00	- Identified additional works Employee Costs \$402. - Identified additional works by Contractors \$289.
BM325	20 Earl Drive - Building Maintenance		1,300.00		1,300.00		535.00		479.80	- Identified additional works Materials \$100. - Identified additional works Overheads \$509. - Identified additional works Employee Costs \$402. - Identified additional works by Contractors \$89. - Identified additional works Materials \$300. - Identified additional works Overheads \$509.
BMSH01	Staff Housing Building Maintenance Annual Budget (Book exps to appropriate house) - Op Exp Staff Ho		44,000.00		44,000.00		18,320.00		0.00	- Annual provision for Employee Costs \$13,914. - Annual provision for Contractors \$9,477. - Annual provision for Materials \$2,000. - Annual provision for Overheads \$17,609. - Annual provision for Plant Operating Costs \$1,000.
	<u>Subtotal Building Maintenance</u>		<u>56,400.00</u>		<u>56,400.00</u>		<u>23,505.00</u>		<u>22,091.57</u>	

**SHIRE OF MUKINBUDIN**  
**SCHEDULE 09 - HOUSING**  
**Financial Statement for Period Ended**  
**30 November 2021**

**HOUSING - SHIRE (STAFF AND RENTALS)**

	Original Budget		Amended Budget		YTD Budget		Actual 30 Nov 2021		Budget Text and Other Information
	Revenue \$	Expenditure \$	Revenue \$	Expenditure \$	Revenue \$	Expenditure \$	Revenue \$	Expenditure \$	
<b>OPERATING EXPENDITURE (Continued)</b>									
2090102	Staff Housing Grounds Maintenance								
GM035	5 Cruickshank Road Grounds Maintenance	0.00	0.00	0.00	0.00	195.19			
GM036	11 Cruickshank Rd Grounds Maintenance	2,650.00	2,650.00	1,100.00	2,948.00				- Storm damage insurance funded (Income in acct 3090102) repairs by Contractors \$2,650. - Identified additional works Employee Costs \$124.
GM037	15 Cruickshank Road Grounds Maintenance	3,180.00	3,180.00	2,007.00	3,481.28				- Storm damage insurance funded (Income in acct 3090102) repairs \$2,650 by Contractors . Total Contractors \$2,839. - Identified additional works Materials \$30. - Identified additional works Overheads \$157. - Identified additional works Plant Operating Costs \$30.
GM038	25 Cruickshank Road Grounds Maintenance	0.00	0.00	0.00	361.42				
GM040	4 Salmon Gum Alley Grounds Maintenance	1,340.00	1,340.00	555.00	1,474.00				- Storm damage insurance funded (Income in acct 3090102) repairs by Contractors \$1,340.
GM041	8 Lansdell Street Grounds Maintenance	0.00	0.00	0.00	735.10				
GM043	25A Calder Street Grounds Maintenance	0.00	0.00	0.00	491.72				
GM045	12 Salmon Gum Alley Grounds Maintenance	260.00	260.00	105.00	458.43				- Storm damage insurance funded (Income in acct 3090102) repairs by Contractors \$260.
GM049	4 Earl Drive Grounds Maintenance - Op Exp	0.00	0.00	0.00	220.00				
GMSH01	Staff Housing Grounds Maintenance Annual Budget (Book exps to appropriate house) - Op Exp Staff Ho	15,000.00	15,000.00	6,240.00	0.00				- Annual provision for Employee Costs \$3,710. - Annual provision for Contractors \$4,894. - Annual provision for Materials \$800. - Annual provision for Overheads \$4,696. - Annual provision for Plant Operating Costs \$900.
	<u>Subtotal Grounds Maintenance</u>	<u>22,430.00</u>	<u>22,430.00</u>	<u>10,007.00</u>	<u>10,365.14</u>				
2090103	Minor Asset Purchases - Housing Shire Staff & Rentals - Op Exp	1,200.00	1,200.00	500.00	0.00				- Minor asset expenses for Shire Housing
2090112	Interest on Loan 124 Paid - Op Exp - Housing Shire	7,243.00	7,243.00	3,621.00	3,051.92				- Interest on Loan 124 8 Gimlet Way, Payment No 6 - 14/9/2021 \$3,051.92, Payment No 7 - 15/3/2022 \$2,869.11 - WATC Loan Guarantee Loan 124 - To 31/12/2021 \$687.9, WATC Loan Guarantee Loan 124 - To 30/6/2022 \$634.1. - Interest on Loan 126 12 Gimlet Way & 4 Earl Drv, Payment No 4; 21/12/2021 \$6,797.38, Payment No 5; 21/6/2022 \$6,576.24
2090115	Interest on Loan 126 Paid - Op Exp - Housing Shire	18,141.00	18,141.00	2,383.00	0.00				- WATC Loan Guarantee Loan 126: 12 Gimlet Way and 4 Earl Drv. To 31/12/2021 \$2,442.39 To 30/6/2022 \$2,324.55
2090182	Depreciation To Be Allocated - Housing - Shire								
DEPA01	Depreciation Admin Staff Housing - Housing - Shire	4,822.00	4,822.00	2,005.00	2,018.60				- Depreciation charge ex Asset Register
DEPW01	Depreciation Works Staff Housing - Housing - Shire	1,877.00	1,877.00	780.00	785.92				- Depreciation charge ex Asset Register
DEPSP01	Depreciation Swimming Pool Staff Housing - Housing - Shire	1,824.00	1,824.00	760.00	0.00				- Depreciation charge ex Asset Register
DEPST01	Depreciation Short Term Accomodation Housing - Housing - Shire	3,596.00	3,596.00	1,495.00	1,505.47				- Depreciation charge ex Asset Register
2090192	Depreciation Unallocated - Housing - Shire	18,326.00	18,326.00	7,635.00	9,500.25				- Depreciation charge ex Asset Register
	<u>Subtotal Depreciation</u>	<u>30,445.00</u>	<u>30,445.00</u>	<u>12,675.00</u>	<u>13,810.24</u>				
2090199	Administration Allocated	47,340.00	47,340.00	19,725.00	18,388.28				- Allocation of 5% of Administration costs.
<b>Recovered amounts</b>									
2090198	Staff Housing Costs Recovered	(43,978.00)	(43,978.00)	(18,320.00)	(37,327.56)				- Staff Housing Costs Recovered

**SHIRE OF MUKINBUDIN**  
**SCHEDULE 09 - HOUSING**  
**Financial Statement for Period Ended**  
**30 November 2021**

HOUSING - SHIRE (STAFF AND RENTALS)		Original Budget		Amended Budget		YTD Budget		Actual 30 Nov 2021		Budget Text and Other Information
		Revenue \$	Expenditure \$	Revenue \$	Expenditure \$	Revenue \$	Expenditure \$	Revenue \$	Expenditure \$	
<b>OPERATING REVENUE</b>										
3090102	Other Reimbursements Recieved - Op Inc - Staff H	10,716.00		10,716.00		7,072.00		0.00		- Insurance reimbursement for Storm Damage Exps in GM036 \$2,622, GM037 \$2,652, BM037 \$3,602, GM040 \$1,326, GM045 \$514. - Rent 5 Cruickshank Road @ \$250 p/w - Rental income from 11 Cruickshank GROH \$400 per week, lease expires January 2022 \$21,008. " - Private rental for 9 months at \$280 per week. CEO Moving to 12 Salmon Gum. - Short term rental income from 25 Cruickshank Road \$29,200. - Rent 1 Salmon Gum Alley @ \$300 p/w - Private rental income \$170 per week. - Private rental income \$170 per week. - Short term rental income \$136 (+GST=\$150) per night based on 54% occupancy \$26,806. " This house is now tenanted long term, estimated annual income is now \$14,560. A budget amendment is required. - GROH rental income \$663 per week 2% increase on anniversary of lease April 2022 \$34,632. - Rent 20 Earl Drive - @ \$100 p/w ( To staff at 50% of Market Rental) - GROH rental income \$663 per week, 2% increase on anniversary of leave October 2021 \$34,957. - GROH rental income \$650 per week, 2% increase on anniversary of leave October 2021 \$34,957. - Staff Housing Income Allocated
3090108	Income - 5 Cruickshank Road	13,000.00		13,000.00		5,415.00		6,000.00		
3090109	Income - 11 Cruickshank Road	21,008.00		21,008.00		8,750.00		8,742.87		
3090110	Income - 15 Cruickshank Road	10,920.00		10,920.00		2,426.00		1,386.68		
3090111	Income - 25 Cruickshank Road	29,200.00		29,200.00		12,165.00		14,249.96		
3090112	Income - 1 Salmon Gum Alley	15,600.00		15,600.00		6,500.00		6,600.00		
3090114	Income - 25A Calder Street	8,840.00		8,840.00		3,680.00		2,080.00		
3090115	Income - 25B Calder Street	8,840.00		8,840.00		3,680.00		4,280.00		
3090116	Income - 8 Lansdell Street	26,806.00		26,806.00		11,165.00		9,238.15		
3090120	8 Gimlett Way - Shire Houing (Staff & Rental) - Op	34,632.00		34,632.00		14,430.00		14,585.99		
3090131	20 Earl Drive - Shire Housing (Staff & Rental) - Op	5,200.00		5,200.00		2,165.00		3,573.63		
3090148	12 Gimlett Way - Shire Housing (Staff & Rental) - C	34,957.00		34,957.00		14,565.00		14,597.37		
3090149	4 Earl Drive - Shire Housing (Staff & Rental) - Op H	34,957.00		34,957.00		14,565.00		14,597.37		
3090199	Housing Income Allocated - Shire Housing (Staff &	(56,006.00)		(56,006.00)		(23,335.00)		(27,061.74)		
<b>SUB-TOTAL OPERATING</b>		<b>198,670.00</b>	<b>192,779.00</b>	<b>198,670.00</b>	<b>192,779.00</b>	<b>83,243.00</b>	<b>82,850.00</b>	<b>72,870.28</b>	<b>61,248.64</b>	
<b>CAPITAL EXPENDITURE</b>										
4090150	Buildings (Capital) - Staff Housing		0.00		0.00		0.00		0.00	- General maintenance including specialist trades and paintingContractors & Consultants \$5,000s. - General Renovations & specialist trades Contractors & Consultants \$5,000 Includessplit unit air conditioner. - Principal on Loan 124 - 8 Gimlet Way, Payment No 6 Loan 124 - 14/9/2021 \$12,106.90, Payment No 7 - 15/3/2022 \$12,289.71 - Principal on Loan 126 - 12 Gimlet Way & 4 Earl Drv, Payment No 4 - 20/12/2021 \$22,565.21, Payment No 5 - 20/6/2022 \$22,786.35 - Transfer from the Building and Residential Land Reserve to fund the Shire Housing Capital Building Renovation Program 2021-2022.
BC037	15 Cruickshank Rd CEO Building Capital		5,000.00		5,000.00		1,110.00		0.00	
BC040	4 Salmon Gum Alley Building Capital		5,000.00		5,000.00		0.00		0.00	
4090152	Buildings Works in Progress - Staff Housing		0.00		0.00		0.00		0.00	
4090160	Loan Principal Repayment Exp - Loan 124 - Cap Exp - Housing S		24,397.00		24,397.00		12,198.00		12,106.90	
4090165	Loan Principal Repayment Exp - Loan 126 - Cap Exp - Housing S		45,352.00		45,352.00		0.00		0.00	
4090154	Transfer to Building and Residential Land Reserve - Cap Exp-Hou		0.00		0.00		0.00		0.00	
<b>CAPITAL REVENUE</b>										
5090152	Transfers From Building & Residential Land Reserve - Cap Inc - Staff House	10,000.00		10,000.00		0.00		0.00		
<b>SUB-TOTAL CAPITAL</b>		<b>10,000.00</b>	<b>79,749.00</b>	<b>10,000.00</b>	<b>79,749.00</b>	<b>0.00</b>	<b>13,308.00</b>	<b>0.00</b>	<b>18,101.90</b>	
<b>TOTAL - HOUSING - SHIRE (STAFF AND RENTALS)</b>		<b>208,670.00</b>	<b>272,528.00</b>	<b>208,670.00</b>	<b>272,528.00</b>	<b>83,243.00</b>	<b>96,158.00</b>	<b>72,870.28</b>	<b>79,350.54</b>	

**SHIRE OF MUKINBUDIN**  
**SCHEDULE 09 - HOUSING**  
**Financial Statement for Period Ended**  
**30 November 2021**

HOUSING - AGED (INCLUDING SENIOR CITIZENS)		Original Budget		Amended Budget		YTD Budget		Actual 30 Nov 2021		Budget Text and Other Information
		Revenue \$	Expenditure \$	Revenue \$	Expenditure \$	Revenue \$	Expenditure \$	Revenue \$	Expenditure \$	
<b>OPERATING EXPENDITURE</b>										
2090200	Aged Housing Building Operations									
BO061	Aged Unit 1 & 2 /20 Maddock St - Operations - Op Exp - Aged		1,000.00		1,000.00		757.00		593.00	- Total Contractors, typically cleaning \$407. See Job BO71 for rubbish services - Insurance - Premiums \$593.
BO063	Aged Unit 3 - Operations		900.00		900.00		605.00		400.00	- Total Contractors, typically cleaning \$400. See Job BO71 for rubbish services - Electricity \$100. - Insurance - Premiums \$400.
BO064	Aged Unit 4 - Operations		800.00		800.00		565.00		400.00	- Total Contractors, typically cleaning \$400. See Job BO71 for rubbish services - Insurance - Premiums \$400.
BO065	Aged Unit 5 - Operations		750.00		750.00		513.00		1,076.46	- Total Contractors, typically cleaning \$402. See Job BO71 for rubbish services - Insurance - Premiums \$348.
BO066	Aged Unit 6 - Operations		750.00		750.00		513.00		348.00	- Total Contractors, typically cleaning \$402. See Job BO71 for rubbish services - Insurance - Premiums \$348.
BO067	Aged Unit 7 - Operations		750.00		750.00		494.00		315.00	- Total Contractors, typically cleaning \$435. See Job BO71 for rubbish services - Insurance - Premiums \$315.
BO068	Aged Unit 8 - Operations		1,300.00		1,300.00		719.00		315.00	- Total Contractors, typically cleaning \$485. See Job BO71 for rubbish services - Materials/Stock Purchased \$500. - Insurance - Premiums \$315.
BO069	Aged Unit 9 - Operations		800.00		800.00		551.00		377.00	- Total Contractors, typically cleaning \$423. See Job BO71 for rubbish services - Insurance - Premiums \$377.
BO070	Aged Unit 10 - Operations		800.00		800.00		551.00		377.00	- Total Contractors, typically cleaning \$423. See Job BO71 for rubbish services - Insurance - Premiums \$377.
BO071	Aged Unit Common - Operations		16,000.00		16,000.00		6,867.00		6,735.93	- Total Contractors \$3,062. Rubbish & Recycling Services \$2384 Other Exp \$678 - Electricity \$550. - Water rates and consumption \$12,036. - ESL Category 5, 16,18, 20 & 24 Maddock st \$352
BO72	Aged Unit 11 - Operations		900.00		900.00		681.00		526.00	- Total Contractors, typically cleaning \$374. See Job BO71 for rubbish services - Insurance - Premiums \$526.
BO73	Aged Unit 12 - Operations		1,100.00		1,100.00		761.00		526.00	- Total Contractors, typically cleaning \$404. See Job BO71 for rubbish services - Electricity \$170. - Insurance - Premiums \$526.
	<u>Subtotal Building Operations</u>		<u>25,850.00</u>		<u>25,850.00</u>		<u>13,577.00</u>		<u>11,989.39</u>	

**SHIRE OF MUKINBUDIN**  
**SCHEDULE 09 - HOUSING**  
**Financial Statement for Period Ended**  
**30 November 2021**

HOUSING - AGED (INCLUDING SENIOR CITIZENS) (Continued)		Original Budget		Amended Budget		YTD Budget		Actual 30 Nov 2021		Budget Text and Other Information
		Revenue \$	Expenditure \$	Revenue \$	Expenditure \$	Revenue \$	Expenditure \$	Revenue \$	Expenditure \$	
<b>OPERATING EXPENDITURE (Continued)</b>										
2090201	Aged Housing Building Maintenance - Op Exp - Aged Housing									
BM061	Aged Unit 1 & 2 - Maintenance		2,500.00	2,500.00		1,030.00		137.70		- Identified Works Employee Costs \$464. - Removal of Evaporative Air Conditioner and patch vents Contractors & Consultants \$1,449.
BM063	Aged Unit 3 - Maintenance		1,500.00	1,500.00		620.00		134.13		- Identified Works Labour Overheads \$587. Budget amendment - Painting costing \$4,840 is to be carried out.
BM064	Aged Unit 4 - Maintenance		2,500.00	2,500.00		1,035.00		59.64		- Identified Works Employee Costs \$371. - Removal of Evaporative Air Conditioner and patch vents Contractors & Consultants \$1,659.
BM065	Aged Unit 5 - Maintenance		3,000.00	3,000.00		1,240.00		814.58		- Identified Works Labour Overheads \$470. - Identified Works Employee Costs \$464. - Removal of Evaporative Air Conditioner and patch vents Contractors & Consultants \$1,949.
BM066	Aged Unit 6 - Maintenance		2,500.00	2,500.00		1,035.00		100.24		- Identified Works Labour Overheads \$587. - Identified Works Employee Costs \$371. - Removal of Evaporative Air Conditioner and patch vents Contractors & Consultants \$1,659.
BM067	Aged Unit 7 - Maintenance		4,000.00	4,000.00		1,660.00		59.63		- Identified Works Labour Overheads \$470. - Identified Works Employee Costs \$618. - Annual provision for Contractors & Consultants \$2,599.
BM068	Aged Unit 8 - Maintenance		1,500.00	1,500.00		620.00		312.70		- Removal of Evaporative Air Conditioner and patch vents Labour Overheads Allocated \$783. - Identified Works Employee Costs \$278. - Annual provision for Contractors & Consultants \$870.
BM069	Aged Unit 9 - Maintenance		1,500.00	1,500.00		620.00		34.45		- Removal of Evaporative Air Conditioner and patch vents Labour Overheads Allocated \$352. Budget Amendment - An Enviroheat 200l heat pump HWS was installed
BM070	Aged Unit 10 - Maintenance		1,500.00	1,500.00		620.00		0.00		- Identified Works Employee Costs \$216. - Removal of Evaporative Air Conditioner and patch vents Contractors & Consultants \$1,010. - Identified Works Labour Overheads \$274.
BM071	Aged Unit Annual Budget & Common Build Maint (Book individual unit expenses to individual units)		18,000.00	18,000.00		7,485.00		1,049.44		Annual provision for; Salaries & Wages \$6,156. Contractors & Consultants \$3,117. Materials/Stock Purchased \$1,000. Labour Overheads \$7,620. Plant Operating Costs \$107.
BM072	Aged Unit 11- Maintenance		3,900.00	3,900.00		1,615.00		0.00		- Identified Works Employee Costs \$587. - Identified Works Contractors & Consultants \$2,570. - Identified Works Labour Overheads \$743.
BM073	Aged Unit 12 - Maintenance		1,500.00	1,500.00		620.00		709.95		- Identified Works Employee Costs \$278. - Identified Works Contractors & Consultants \$870. - Identified Works Labour Overheads \$352.
	<u>Subtotal Building Maintenance</u>		<u>43,900.00</u>	<u>43,900.00</u>		<u>18,200.00</u>		<u>3,412.46</u>		

**SHIRE OF MUKINBUDIN**  
**SCHEDULE 09 - HOUSING**  
**Financial Statement for Period Ended**  
**30 November 2021**

HOUSING - AGED (INCLUDING SENIOR CITIZENS) (Continued)		Original Budget		Amended Budget		YTD Budget		Actual 30 Nov 2021		Budget Text and Other Information
		Revenue \$	Expenditure \$	Revenue \$	Expenditure \$	Revenue \$	Expenditure \$	Revenue \$	Expenditure \$	
<b>OPERATING EXPENDITURE (Continued)</b>										
2090202	Aged Housing Grounds Maintenance - Op Exp - Aged Housing									
GM061	Aged Unit 1 & 2 Grounds Maintenance		0.00		0.00		0.00		148.67	
GM063	Aged Unit 3 Grounds Maintenance		0.00		0.00		0.00		592.18	
GM065	Aged Unit 5 Grounds Maintenance		0.00		0.00		0.00		0.00	
GM068	Aged Unit 8 Grounds Maintenance		0.00		0.00		0.00		779.03	
GM071	Aged Units Annual Budget & Common Grounds Maintenance (Book individual unit exps to appropriate Unit)		10,000.00		10,000.00		4,155.00		3,410.49	- Annual Provision for Employee Costs \$3,710. - Annual Provision for Contractors \$694. - Annual Provision for Materials \$400. - Annual Provision for Labour Overheads \$4,696. - Annual Provision for Plant Operating Costs \$500.
	<u>Subtotal Grounds Maintenance</u>		<u>10,000.00</u>		<u>10,000.00</u>		<u>4,155.00</u>		<u>4,930.37</u>	
2090282	Depreciation To Be Allocated Housing - Aged									
2090292	Depreciation Unallocated - Aged Housing		5,188.00		5,188.00		2,160.00		2,246.33	- Depreciation charge ex Asset Register
	<u>Subtotal Depreciation</u>		<u>5,188.00</u>		<u>5,188.00</u>		<u>2,160.00</u>		<u>2,246.33</u>	
2090299	Administration Allocated		47,340.00		47,340.00		19,725.00		18,388.28	- Allocation of 5% of Administration costs.
<b>Recovered amounts</b>										

**SHIRE OF MUKINBUDIN**  
**SCHEDULE 09 - HOUSING**  
**Financial Statement for Period Ended**  
**30 November 2021**

HOUSING - AGED (INCLUDING SENIOR CITIZENS) (Continued)	Original Budget		Amended Budget		YTD Budget		Actual 30 Nov 2021		Budget Text and Other Information	
	Revenue \$	Expenditure \$	Revenue \$	Expenditure \$	Revenue \$	Expenditure \$	Revenue \$	Expenditure \$		
<b>OPERATING REVENUE</b>										
3090201	Income - Aged Unit 1 & 2	4,290.00		4,290.00		1,785.00		1,815.00		- Rent Aged Unit 1 & 2 @ \$83 p/w, after a 25% discount
3090203	Income - Aged Unit 3	6,240.00		6,240.00		2,600.00		2,385.00		- Rent Aged Unit 3 @ \$120 p/w
3090204	Income - Aged Unit 4	4,680.00		4,680.00		1,950.00		1,820.00		- Rent Aged Unit 4 @ \$90 p/w, after a 25% discount
3090205	Income - Aged Unit 5	4,290.00		4,290.00		1,785.00		0.00		- Rent Aged Unit 5 - @ \$82.50 p/w (rate at 75% of market rent \$110pw).
3090206	Income - Aged Unit 6	4,290.00		4,290.00		1,785.00		1,650.00		- Rent Aged Unit 6 - @ \$82.50 p/w (rate at 75% of market rent \$110pw).
3090207	Income - Aged Unit 7	4,290.00		4,290.00		1,785.00		1,650.00		- Rent Aged Unit 7 - @ \$82.50 p/w (rate at 75% of market rent \$110pw).
3090208	Income - Aged Unit 8	4,290.00		4,290.00		1,785.00		3,150.00		- Rent Aged Unit 8 @ \$83 p/w, after a 25% discount
3090209	Income - Aged Unit 9	4,680.00		4,680.00		1,950.00		2,520.00		- Rent Aged Unit 9 - @ \$90.00 p/w (rate at 75% of market rent \$120pw).
3090210	Income - Aged Unit 10	4,680.00		4,680.00		1,950.00		1,620.00		- Rent Aged Unit 10 - @ \$90.00 p/w (rate at 75% of market rent \$120pw).
3090211	Income - Aged Unit 11- Ferguson St	(6,045.00)		(6,045.00)		(2,515.00)		2,499.00		- Rent Aged Unit 11 - @ \$116.25 p/w (rate at 75% of market rent \$155pw). A debit budget was entered in error. A Budget Amendment is required.
3090212	Income - Aged Unit 12 - Ferguson St	8,060.00		8,060.00		3,355.00		3,100.00		- Rent Aged Unit 12 - @ \$155 p/w
<b>SUB-TOTAL OPERATING</b>		<b>43,745.00</b>	<b>132,278.00</b>	<b>43,745.00</b>	<b>132,278.00</b>	<b>18,215.00</b>	<b>57,817.00</b>	<b>22,209.00</b>	<b>40,966.83</b>	
<b>CAPITAL EXPENDITURE</b>										
4090250	Building (Capital) - Aged Housing									
	BC063 Aged Unit 3 - Capital		0.00		0.00		0.00		0.00	Was budgeted in maintenance
4090254	Transfers To Seniors Housing Reserve - Cap Exp - House A		220.00		220.00		90.00		35.82	- Interest earned on reserves \$220.
<b>CAPITAL REVENUE</b>										
<b>SUB-TOTAL CAPITAL</b>		<b>0.00</b>	<b>220.00</b>	<b>0.00</b>	<b>220.00</b>	<b>0.00</b>	<b>90.00</b>	<b>0.00</b>	<b>35.82</b>	
<b>TOTAL - HOUSING - AGED (INCLUDING SENIOR CITIZENS)</b>		<b>43,745.00</b>	<b>132,498.00</b>	<b>43,745.00</b>	<b>132,498.00</b>	<b>18,215.00</b>	<b>57,907.00</b>	<b>22,209.00</b>	<b>41,002.65</b>	

**SHIRE OF MUKINBUDIN**  
**SCHEDULE 09 - HOUSING**  
**Financial Statement for Period Ended**  
**30 November 2021**

HOUSING - OTHER (INCLUDING JOINT VENTURE)		Original Budget		Amended Budget		YTD Budget		Actual 30 Nov 2021		Budget Text and Other Information
		Revenue \$	Expenditure \$	Revenue \$	Expenditure \$	Revenue \$	Expenditure \$	Revenue \$	Expenditure \$	
<b>OPERATING EXPENDITURE</b>										
2090300	Community Housing - Singles JV - Building Operations									
	BO101 JV Singles Unit 1 - Operations		3,000.00		3,000.00		1,479.00		1,264.23	- Total Contractors, typically cleaning \$459. See Job BO105 for rubbish services - Electricity \$400. - LP Gas 45 kg bottles Rental \$80, consumption \$140. - Water Rates \$1,517. - Insurance - Premiums \$404. - Total Contractors, typically cleaning \$499. See Job BO105 for rubbish services
	BO102 JV Singles Unit 2 - Operations		2,500.00		2,500.00		1,319.00		1,425.00	- LP Gas 45 kg bottles Rental \$80, consumption \$0. - Water Rates \$1,517. - Insurance - Premiums \$404. - Total Contractors, typically cleaning \$336. See Job BO105 for rubbish services
	BO103 JV Singles Unit 3 - Operations		2,800.00		2,800.00		1,554.00		1,427.69	- LP Gas 45 kg bottles Rental \$80, consumption \$0. - Water rates \$1,517 and consumption \$283. Consumption after 300kl to be reimbursed via acct 3090302. - Insurance - Premiums \$584. - Total Contractors, typically cleaning \$70. See Job BO105 for rubbish services
	BO104 JV Singles Unit 4 - Operations		2,500.00		2,500.00		1,450.00		1,417.99	- LP Gas 45 kg bottles Rental \$80, consumption \$0. - Water rates \$1,517 and consumption \$283. Consumption after 300kl to be reimbursed via acct 3090303. - Insurance - Premiums \$550.
	BO105 JV Singles Unit Common - Operations		2,500.00		2,500.00		1,088.00		630.55	- Total Contractors \$1,052. Rubbish Bin x 4 at \$113 each, Recycling Bin x4 at \$104 each. Other Exp \$184 - Electricity \$600. - Water rates \$271 and consumption \$489. Consumption not reimbursed. - -ESL Category 5 \$88
	<u>Subtotal Singles JV Building Operations</u>		<u>13,300.00</u>		<u>13,300.00</u>		<u>6,890.00</u>		<u>6,165.46</u>	
2090301	Community Housing - Singles JV - Building Maintenance									
	BM101 JV Singles Unit 1 - Maintenance		1,500.00		1,500.00		620.00		190.57	- Identified Works Employee Costs \$278. - Removal of Evap and patch vents Contractors & Consultants \$870. - Identified Works Labour Overheads \$352.
	BM102 JV Singles Unit 2 - Maintenance		0.00		0.00		0.00		358.10	
	BM103 JV Singles Unit 3 - Maintenance		0.00		0.00		0.00		143.80	
	BM104 JV Singles Unit 4 - Maintenance		0.00		0.00		0.00		679.54	
	BM105 JV Singles Unit Annual Budget & Common - Maint (Book individu		12,000.00		12,000.00		4,990.00		0.00	- Annual provision Employee Costs \$2,164. - Annual provision Contractors \$6,757. - Annual provision Materials \$250. - Annual provision Labour Overheads \$2,739. - Annual provision Plant Operating Costs \$90.
	<u>Subtotal Singles JV Building Maintenance</u>		<u>13,500.00</u>		<u>13,500.00</u>		<u>5,610.00</u>		<u>1,372.01</u>	



**SHIRE OF MUKINBUDIN**  
**SCHEDULE 09 - HOUSING**  
**Financial Statement for Period Ended**  
**30 November 2021**

HOUSING - OTHER (INCLUDING JOINT VENTURE) (Continued)		Original Budget		Amended Budget		YTD Budget		Actual 30 Nov 2021		Budget Text and Other Information
		Revenue \$	Expenditure \$	Revenue \$	Expenditure \$	Revenue \$	Expenditure \$	Revenue \$	Expenditure \$	
<b>OPERATING EXPENDITURE (Continued)</b>										
2090304	Community Housing - Singles JV - Grounds Maintenance									
	GM101 JV Singles Unit 1 Grounds Maintenance		1,580.00		1,580.00		1,042.00		65.57	- Insurance funded fence damage repairs by Contractors . Income in acct 3090314. \$1,580.
	GM102 JV Singles Unit 2 Grounds Maintenance		0.00		0.00		0.00		1,738.00	
	GM104 JV Singles Unit 4 Grounds Maintenance		0.00		0.00		0.00		77.83	
	GM105 JV Singles Units Annual Budget & Common Grounds Maint (Book Individual Unit costs to units)		1,000.00		1,000.00		405.00		179.39	- Annual provision Employee Costs \$309. - Annual provision Contractors \$100. - Annual provision Materials \$100. - Annual provision Labour Overheads \$391. - Annual provision Plant Operating Costs \$100.
	<u>Subtotal Singles JV Grounds Maintenance</u>		<u>2,580.00</u>		<u>2,580.00</u>		<u>1,447.00</u>		<u>2,060.79</u>	
2090312	Community Housing - Family JV Building Operations									
	BO120 JV Family - 6 Lansdell St - Operations		3,200.00		3,200.00		1,757.00		1,764.93	- Total Contractors \$369. Rubbish Bin \$113, Recycling Bin \$104 Other Exp \$152 - LP Gas 45 kg bottles Rental \$80 - Water rates \$1,517 and consumption \$483. Consumption over 300kl to be reimbursed via acct 3090304. - Insurance - Premiums \$663. - ESL Category 5 \$88
	BO121 JV Family - 12 White St - Operations		2,700.00		2,700.00		1,528.00		2,428.94	- Total Contractors \$314. Rubbish Bin \$113, Recycling Bin \$104 Other Exp \$97 - LP Gas 45 kg bottles Rental \$80 - Water rates \$1,517 and consumption \$83. Consumption over 300kl to be reimbursed via acct 3090305. - Insurance - Premiums \$618. - ESL Category 5 \$88
2090313	Community Housing - Family JV - Building & Grounds Maintenance									
	BM120 JV Family - 6 Lansdell St - Maintenance		700.00		700.00		280.00		231.00	- Employee Costs \$155. - Contractors & \$249. - Materials/Stock \$100. - Labour Overheads \$196.
	BM121 JV Family - 12 White St - Maintenance		700.00		700.00		280.00		1,869.28	- Employee Costs \$155. - Contractors & \$249. - Materials/Stock \$100. - Labour Overheads \$196. - Identified Works Employee Costs \$155.
	GM120 6 Lansdell Street Grounds Maintenance		5,000.00		5,000.00		2,075.00		2,420.00	- Replacement rear fence Contractors \$4,599. - Identified Works Materials/Stock Purchased \$50. - Identified Works Labour Overheads Allocated \$196. - Employee Costs \$464.
	GM121 12 White Street Grounds Maintenance		1,500.00		1,500.00		615.00		1,300.43	- Contractors & \$399. - Materials/Stock \$50. - Labour Overheads \$587.

**SHIRE OF MUKINBUDIN**  
**SCHEDULE 09 - HOUSING**  
**Financial Statement for Period Ended**  
**30 November 2021**

HOUSING - OTHER (INCLUDING JOINT VENTURE) (Continued)		Original Budget		Amended Budget		YTD Budget		Actual 30 Nov 2021		Budget Text and Other Information
		Revenue \$	Expenditure \$	Revenue \$	Expenditure \$	Revenue \$	Expenditure \$	Revenue \$	Expenditure \$	
<b>OPERATING EXPENDITURE (Continued)</b>										
2090382	Depreciation To Be Allocated Housing - Other (Inc Joint Venture)									
DEPA03	Depreciation Admin Staff Housing - Housing - Other (Inc Joint Venture)		167.00		167.00		65.00		197.32	- Depreciation charge ex Asset Register
DEPW03	Depreciation Works Staff Housing - Housing - Other (Inc Joint Venture)		709.00		709.00		295.00		296.64	- Depreciation charge ex Asset Register
2090392	Depreciation Unallocated - Other Housing		834.00		834.00		345.00		279.16	- Depreciation charge ex Asset Register
	Subtotal Depreciation		1,710.00		1,710.00		705.00		773.12	
2090399	Administration Allocated		47,340.00		47,340.00		19,725.00		18,388.28	- Allocation of 5% of Administration costs.
<b>Recovered amounts</b>										
2090398	Other Housing Costs Recovered - Op Exp - Housing Other		(9,247.00)		(9,247.00)		(3,850.00)		(3,895.25)	- Staff Housing Costs Recovered
<b>OPERATING REVENUE</b>										
3090300	Income - JV Singles Unit 1 Cruickshank Road	6,640.00		6,640.00		2,765.00		2,576.64		- Reimbursement of electricity \$400.
3090301	Income - JV Singles Unit 2 Cruickshank Road	6,240.00		6,240.00		2,600.00		720.00		- Rent JV Singles Unit 1 Cruickshank - @ \$120 p/w.
3090302	Income - JV Singles Unit 3 Cruickshank Road	7,280.00		7,280.00		3,030.00		3,095.30		- Rent JV Singles Unit @ \$120 per week.
										- Rent JV Singles Unit 3 Cruickshank - @ \$140 p/w.
3090303	Income - JV Singles Unit 4 Cruickshank Road	3,640.00		3,640.00		1,515.00		1,540.00		- Rent JV Singles Unit 4 Cruickshank - @ \$70 p/w (rate at 50% of market rent \$140pw).
3090304	Income - JV Family Housing - 6 Lansdell Street	4,940.00		4,940.00		2,055.00		1,650.00		- Rent JV 6 Lansdell - @ \$95.00 p/w (rate at 50% of market rent \$190.00 pw).
3090305	Income - JV Family Housing - 12 White Street	7,410.00		7,410.00		3,085.00		1,664.00		- Rent JV 12 White Street - @ \$142.50 p/w (rate at 75% of market rent \$190 pw).
3090314	Other Income - Other Housing	1,563.00		1,563.00		1,030.00		0.00		- Insurance reimbursement for fence damage repairs. Expenses in job GM101
<b>SUB-TOTAL OPERATING</b>		<b>37,713.00</b>	<b>82,983.00</b>	<b>37,713.00</b>	<b>82,983.00</b>	<b>16,080.00</b>	<b>37,062.00</b>	<b>11,245.94</b>	<b>34,878.99</b>	
<b>CAPITAL EXPENDITURE</b>										
4090350	Building (Capital) - Housing Other									
BC101	JV Singles Unit 1 - Capital		0.00		0.00		0.00		66.40	
BC104	JV Singles Unit 4 - Capital		18,000.00		18,000.00		0.00		0.00	- Includes removal of Evaporative Air Conditioner and patch vents & new back door \$12,000. Total Contractors \$18,000.
BC120	JV Family - 6 Lansdell St - Capital		10,400.00		10,400.00		0.00		0.00	- Includes bathroom renovations \$5,000. Total Contractors \$10,400.
BC121	JV Family - 12 White St - Capital		30,000.00		30,000.00		25,200.00		29,877.25	- Renovations by Contractors whilst vacant \$30,000.
<b>CAPITAL REVENUE</b>										
5090352	Transfers From Building Reserve	58,400.00		58,400.00		0.00		0.00		- Transfer from the Building and Residential Land Reserve to fund the Joint Venture Housing Capital Building Renovation Program 2021-2022.
<b>SUB-TOTAL CAPITAL</b>		<b>58,400.00</b>	<b>58,400.00</b>	<b>58,400.00</b>	<b>58,400.00</b>	<b>0.00</b>	<b>25,200.00</b>	<b>0.00</b>	<b>29,943.65</b>	
<b>TOTAL - HOUSING - OTHER (INCLUDING JOINT VENTURE)</b>		<b>96,113.00</b>	<b>141,383.00</b>	<b>96,113.00</b>	<b>141,383.00</b>	<b>16,080.00</b>	<b>62,262.00</b>	<b>11,245.94</b>	<b>64,822.64</b>	

**SHIRE OF MUKINBUDIN**  
**SCHEDULE 10 - COMMUNITY AMENITIES**  
**Financial Statement for Period Ended**  
**30 November 2021**

PROGRAMME SUMMARY	Original Budget		Amended Budget		YTD Budget		Actual 30 Nov 2021		Budget Text and Other Information	
	Revenue \$	Expenditure \$	Revenue \$	Expenditure \$	Revenue \$	Expenditure \$	Revenue \$	Expenditure \$		
<b>OPERATING EXPENDITURE</b>										
Sanitation - Household Refuse		67,401.00		67,401.00		28,045.00		23,124.96	Community Development event/activity expenditure on is generally less than expected at this time.	
Sanitation - Other		27,084.00		27,084.00		11,240.00		10,436.70		
Urban Stormwater Drainage		6,634.00		6,634.00		2,755.00		5,328.97		
Protection of the Environment		22,232.00		22,232.00		12,946.00		4,601.94		
Town Planning & Regional Development		11,367.00		11,367.00		5,155.00		5,869.41		
Community Development		68,027.00		68,027.00		27,630.00		16,468.16		
Other Community Amenities		71,897.00		71,897.00		31,989.00		32,862.52		
<b>OPERATING REVENUE</b>										
Sanitation - Household Refuse	49,075.00		49,075.00		20,445.00		19,208.84			
Sanitation - Other	16,950.00		16,950.00		7,055.00		6,993.32			
Protection of the Environment	7,348.00		7,348.00		0.00		163.75			
Town Planning & Regional Development	500.00		500.00		205.00		275.00			
Other Community Amenities	2,300.00		2,300.00		955.00		1,523.86			
<b>SUB-TOTAL OPERATING</b>	<b>76,173.00</b>	<b>274,642.00</b>	<b>76,173.00</b>	<b>274,642.00</b>	<b>28,660.00</b>	<b>119,760.00</b>	<b>28,164.77</b>	<b>98,692.66</b>		
<b>CAPITAL EXPENDITURE</b>										
Other Community Amenities		15,000.00		15,000.00		0.00		0.00		
<b>SUB-TOTAL CAPITAL</b>	<b>0.00</b>	<b>15,000.00</b>	<b>0.00</b>	<b>15,000.00</b>	<b>0.00</b>	<b>0.00</b>	<b>0.00</b>	<b>0.00</b>		
<b>TOTAL - PROGRAMME SUMMARY</b>	<b>76,173.00</b>	<b>289,642.00</b>	<b>76,173.00</b>	<b>289,642.00</b>	<b>28,660.00</b>	<b>119,760.00</b>	<b>28,164.77</b>	<b>98,692.66</b>		

**SHIRE OF MUKINBUDIN**  
**SCHEDULE 10 - COMMUNITY AMENITIES**  
**Financial Statement for Period Ended**  
**30 November 2021**

<b>SANITATION - HOUSEHOLD REFUSE</b>		<b>Original Budget</b>		<b>Amended Budget</b>		<b>YTD Budget</b>		<b>Actual 30 Nov 2021</b>		<b>Budget Text and Other Information</b>	
		<b>Revenue</b>	<b>Expenditure</b>	<b>Revenue</b>	<b>Expenditure</b>	<b>Revenue</b>	<b>Expenditure</b>	<b>Revenue</b>	<b>Expenditure</b>		
		<b>\$</b>	<b>\$</b>	<b>\$</b>	<b>\$</b>	<b>\$</b>	<b>\$</b>	<b>\$</b>	<b>\$</b>		
<b><u>OPERATING EXPENDITURE</u></b>											
2100100	Domestic Refuse Collection										
	W010 Domestic Rubbish Bin Collection		17,900.00		17,900.00		7,450.00		5,627.96	<ul style="list-style-type: none"> <li>- Employee Costs \$62.</li> <li>- Avon Waste Domestic 240L MGB Collection Mukinbudin Excluding Shire Properties. 151 Services @ \$2.17 per week by Avon Waste inc for 52 weeks \$17,039. Contracts and Contingency \$621.</li> <li>- Labour Overheads \$78.</li> <li>- Plant Operating Costs \$100.</li> <li>- Employee Costs \$1,484.</li> <li>- Contractors &amp; contingency \$688.</li> <li>- Labour Overheads \$1,878.</li> <li>- Plant Operating Costs \$350.</li> <li>- Employee Costs \$4,669.</li> <li>- Contractors -Dept of Environment protection License \$60, Contingency \$562, A total of \$622.</li> <li>- Materials, Signage \$200, Contingency \$100, A total of \$300.</li> <li>- Labour Overheads \$5,909.</li> <li>- Plant Operating Costs \$8,500.</li> <li>- Employee Costs \$309.</li> <li>- Avon Waste Domestic Recycling 240L MGB Collection Mukinbudin. 151 Services @ \$4.00 per fortnight by Avon Waste inc for 26 fortnights \$15,704. Contracts and Contingency \$409.</li> <li>- Labour Overheads \$391.</li> <li>- Allocation of 0.75% of Administration costs.</li> <li>- Domestic 240L MGB rubbish service. 151 Services @ \$175 per service \$26,425.</li> <li>- Domestic 240L MGB Recycling service. 151 Services @ \$150 per service \$22,650.</li> </ul>	
	W015 Domestic Bulk Rubbish Collection - Op Exp		4,400.00		4,400.00		1,825.00		0.00		
2100102	Refuse Site Maintenance										
	W011 Refuse Site Maintenance		20,000.00		20,000.00		8,325.00		8,706.43		
2100103	Domestic Recycling Collection										
	W012 Domestic Recycling Collection		18,000.00		18,000.00		7,490.00		6,032.32		
2100199	Administration Allocated		7,101.00		7,101.00		2,955.00		2,758.25		
<b><u>OPERATING REVENUE</u></b>											
3100100	Domestic Refuse Collection Charges	26,425.00		26,425.00		11,010.00		10,343.22			
3100102	Domestic Recycling Collection Charges	22,650.00		22,650.00		9,435.00		8,865.62			
<b>SUB-TOTAL OPERATING</b>		<b>49,075.00</b>	<b>67,401.00</b>	<b>49,075.00</b>	<b>67,401.00</b>	<b>20,445.00</b>	<b>28,045.00</b>	<b>19,208.84</b>	<b>23,124.96</b>		
<b><u>CAPITAL EXPENDITURE</u></b>											
<b>SUB-TOTAL CAPITAL</b>		<b>0.00</b>	<b>0.00</b>	<b>0.00</b>	<b>0.00</b>	<b>0.00</b>	<b>0.00</b>	<b>0.00</b>	<b>0.00</b>		
<b>TOTAL - SANITATION - HOUSEHOLD REFUSE</b>		<b>49,075.00</b>	<b>67,401.00</b>	<b>49,075.00</b>	<b>67,401.00</b>	<b>20,445.00</b>	<b>28,045.00</b>	<b>19,208.84</b>	<b>23,124.96</b>		

**SHIRE OF MUKINBUDIN**  
**SCHEDULE 10 - COMMUNITY AMENITIES**  
**Financial Statement for Period Ended**  
**30 November 2021**

SANITATION - OTHER	Original Budget		Amended Budget		YTD Budget		Actual 30 Nov 2021		Budget Text and Other Information
	Revenue \$	Expenditure \$	Revenue \$	Expenditure \$	Revenue \$	Expenditure \$	Revenue \$	Expenditure \$	
<b>OPERATING EXPENDITURE</b>									
2100200 Commercial Refuse Collection									- Employee Costs \$31. - Avon Waste Commercial rubbish 240L MGB bin collection. 52 Services @ \$2.17 per week by Avon Waste inc for 52 weeks \$5,868. Contracts and Contingency \$262.  - Employee Costs \$2,010. - Avon Waste Street bin collection. 16 Services @ \$2.17 per week by Avon Waste inc for 52 weeks \$1,805. Contracts and Contingency \$942. - Labour Overheads \$2,543. - Plant Operating Costs \$700.  - Employee Costs \$93. - Avon Waste Commercial Recycling 240L MGB Collection Mukinbudin. 52 Services @ \$4.00 per fortnight by Avon Waste inc for 26 fortnights \$5,408. Contracts and Contingency \$382. - Labour Overheads \$117.  - Employee Costs \$31. - Avon Waste Recycling Bank Collection Mukinbudin. 14 Services @ \$4.35 per fortnight by Avon Waste inc for 26 fortnights \$1,583. Contracts and Contingency \$47. - Labour Overheads \$39. - Plant Operating Costs \$100.  - Repair and replacement of bins by Contractors \$350. - Allocation of 0.5% of Administration costs.
W020 Commercial Refuse Collection		6,200.00		6,200.00		2,575.00		2,112.96	
2100201 Refuse Collection - Street Bins									
W021 Refuse Collection - Street Bins		8,000.00		8,000.00		3,320.00		3,404.21	
2100202 Commercial Recycling Collection - Op Exp - San Other									
W022 Commercial Recycling Collection - Op Exp - San Other		6,000.00		6,000.00		2,490.00		2,590.11	
2100203 Recycling Refuse Collection									
W023 Recycling Refuse Collection		1,800.00		1,800.00		740.00		490.60	
2100206 Purchase of Bins - Op Exp		350.00		350.00		145.00		0.00	
2100299 Administration Allocated		4,734.00		4,734.00		1,970.00		1,838.82	
<b>OPERATING REVENUE</b>									
3100200 Commercial Refuse Collection Charge	9,100.00		9,100.00		3,790.00		3,741.16		- Commercial 240L MGB rubbish service. 52 Services @ \$170 per service \$9,100.
3100204 Commercial Recycling Collection Charges	7,350.00		7,350.00		3,060.00		3,206.71		- Commercial 240L MGB recycling service. 49 Services @ \$150 per service \$7,350.
3100206 Disposal of Asbestos and Other Misc Fill at R	500.00		500.00		205.00		45.45		- Asbestos disposal & tipping fees \$500.
<b>SUB-TOTAL OPERATING</b>	<b>16,950.00</b>	<b>27,084.00</b>	<b>16,950.00</b>	<b>27,084.00</b>	<b>7,055.00</b>	<b>11,240.00</b>	<b>6,993.32</b>	<b>10,436.70</b>	
<b>TOTAL - SANITATION - OTHER</b>	<b>16,950.00</b>	<b>27,084.00</b>	<b>16,950.00</b>	<b>27,084.00</b>	<b>7,055.00</b>	<b>11,240.00</b>	<b>6,993.32</b>	<b>10,436.70</b>	

**SHIRE OF MUKINBUDIN**  
**SCHEDULE 10 - COMMUNITY AMENITIES**  
**Financial Statement for Period Ended**  
**30 November 2021**

<b>URBAN STORMWATER DRAINAGE</b>	<b>Original Budget</b>		<b>Amended Budget</b>		<b>YTD Budget</b>		<b>Actual 30 Nov 2021</b>		<b>Budget Text and Other Information</b>
	<b>Revenue \$</b>	<b>Expenditure \$</b>	<b>Revenue \$</b>	<b>Expenditure \$</b>	<b>Revenue \$</b>	<b>Expenditure \$</b>	<b>Revenue \$</b>	<b>Expenditure \$</b>	
<b><u>OPERATING EXPENDITURE</u></b>									
2100601 Stormwater Drainage Maintenance									- Employee Costs \$649. - Contractors \$329. - Labour Overheads \$822. - Plant Operating Costs \$100. A Budget Amendment may be appropriate - Allocation of 0.5% of Administration costs.
W030 Stormwater Drainage Maintenance		1,900.00		1,900.00		785.00		3,490.15	
2100699 Administration Allocated		4,734.00		4,734.00		1,970.00		1,838.82	
<b><u>OPERATING REVENUE</u></b>									
<b>SUB-TOTAL OPERATING</b>	<b>0.00</b>	<b>6,634.00</b>	<b>0.00</b>	<b>6,634.00</b>	<b>0.00</b>	<b>2,755.00</b>	<b>0.00</b>	<b>5,328.97</b>	
<b>TOTAL - URBAN STORMWATER DRAINAGE</b>	<b>0.00</b>	<b>6,634.00</b>	<b>0.00</b>	<b>6,634.00</b>	<b>0.00</b>	<b>2,755.00</b>	<b>0.00</b>	<b>5,328.97</b>	

**SHIRE OF MUKINBUDIN**  
**SCHEDULE 10 - COMMUNITY AMENITIES**  
**Financial Statement for Period Ended**  
**30 November 2021**

PROTECTION OF THE ENVIRONMENT		Original Budget		Amended Budget		YTD Budget		Actual 30 Nov 2021		Budget Text and Other Information
		Revenue \$	Expenditure \$	Revenue \$	Expenditure \$	Revenue \$	Expenditure \$	Revenue \$	Expenditure \$	
<b>OPERATING EXPENDITURE</b>										
2100703	Minor Assets & Other Operating Exp - Prot of Env		500.00		500.00		205.00		23.12	- Materials/Minor Assets \$500.
2100705	Project Contract & Other Expenses - Protect of Environ		10,100.00		10,100.00		4,205.00		2,640.00	- Contract Part Time Officer \$10,000. - Materials/Stock Purchased \$100.
2100707	Barbalin Translocation Project									
	BARB Barbalin Translocation Project		550.00		550.00		220.00		0.00	- Employee Costs \$62. - Contractors \$210. - Materials \$100. - Labour Overheads \$78. - Plant Operating Costs \$100.
2100713	Grant Funded Operational Expenses (Inc in Acct 3100703)-P		6,348.00		6,348.00		6,346.00		0.00	- - Funded by the Small Communities Stewardship Grant for fencing and revegetation recieved in 18-19 and the Preserving Remnant Vegetation Grant. \$1,000 contribution to the shire. Other Contractors & Consultants \$5,348.
2100799	Administration Allocated		4,734.00		4,734.00		1,970.00		1,838.82	- Allocation of 0.5% of Administration costs.
<b>OPERATING REVENUE</b>										
3100701	Reimb, Contrib, Donations & Other Income (I	1,000.00		1,000.00		0.00		0.00		- Contribution toward the Small Communities Stewardship Grant for fencing and revegetation project administration \$1K. Income in Acct 3100703, expense in acct 2100713.
3100703	Grants NRM and Other (Exp in Acct 2100713	6,348.00		6,348.00		0.00		0.00		- Small Communities Stewardship Grant for fencing and revegetation of \$24,624 received in 18-19 and the Revegetation and Preserving Remnant Vegetation Grants of \$22,992 received in 19-20 recognised from unspent grants liability in account 9304901. 21-22 grant income \$0.
9304107	Environmental Unspent Grants-Current Liability									- In addition to the income shown in the above account we have received an additional \$6,360.76
<b>SUB-TOTAL OPERATING</b>		<b>7,348.00</b>	<b>22,232.00</b>	<b>7,348.00</b>	<b>22,232.00</b>	<b>0.00</b>	<b>12,946.00</b>	<b>163.75</b>	<b>4,601.94</b>	
<b>TOTAL - PROTECTION OF THE ENVIRONMENT</b>		<b>7,348.00</b>	<b>22,232.00</b>	<b>7,348.00</b>	<b>22,232.00</b>	<b>0.00</b>	<b>12,946.00</b>	<b>163.75</b>	<b>4,601.94</b>	

**SHIRE OF MUKINBUDIN**  
**SCHEDULE 10 - COMMUNITY AMENITIES**  
**Financial Statement for Period Ended**  
**30 November 2021**

<b>TOWN PLANNING &amp; REG. DEVELOP.</b>	<b>Original Budget</b>		<b>Amended Budget</b>		<b>YTD Budget</b>		<b>Actual 30 Nov 2021</b>		<b>Budget Text and Other Information</b>
	<b>Revenue</b>	<b>Expenditure</b>	<b>Revenue</b>	<b>Expenditure</b>	<b>Revenue</b>	<b>Expenditure</b>	<b>Revenue</b>	<b>Expenditure</b>	
	<b>\$</b>	<b>\$</b>	<b>\$</b>	<b>\$</b>	<b>\$</b>	<b>\$</b>	<b>\$</b>	<b>\$</b>	
<b><u>OPERATING EXPENDITURE</u></b>									
2100800 Town Planning Expenses - Op Exp - Twn Planning		8,000.00		8,000.00		3,330.00		4,950.00	- Various Contract (Subdivison Exps) - Contractors & Consultants \$8,000. - Legal expenses relating to town planning, SAT hearings etc.- Contractors & Consultants \$1,000. - Allocation of 0.25% of Administration costs.
2100820 Legal Expenses - Op Exp - Town Planning		1,000.00		1,000.00		840.00		0.00	
2100899 Administration Allocated		2,367.00		2,367.00		985.00		919.41	
<b><u>OPERATING REVENUE</u></b>									
3100800 Planning Application Fees	500.00		500.00		205.00		275.00		- Planning Application as per schedule of Fees & Charges \$500 ,
<b>SUB-TOTAL OPERATING</b>	<b>500.00</b>	<b>11,367.00</b>	<b>500.00</b>	<b>11,367.00</b>	<b>205.00</b>	<b>5,155.00</b>	<b>275.00</b>	<b>5,869.41</b>	
<b>TOTAL - TOWN PLANNING &amp; REG. DEVELOP.</b>	<b>500.00</b>	<b>11,367.00</b>	<b>500.00</b>	<b>11,367.00</b>	<b>205.00</b>	<b>5,155.00</b>	<b>275.00</b>	<b>5,869.41</b>	



**SHIRE OF MUKINBUDIN**  
**SCHEDULE 10 - COMMUNITY AMENITIES**  
**Financial Statement for Period Ended**  
**30 November 2021**

COMMUNITY DEVELOPMENT		Original Budget		Amended Budget		YTD Budget		Actual 30 Nov 2021		Budget Text and Other Information
		Revenue \$	Expenditure \$	Revenue \$	Expenditure \$	Revenue \$	Expenditure \$	Revenue \$	Expenditure \$	
<b>OPERATING EXPENDITURE</b>										
2100900	Community Development Staff Salaries & Related Exp - Op Exp - Comm Dev		41,660.00		41,660.00		17,355.00		12,936.36	- Employee Costs - Salaries \$36,080. - Employee Costs - Superannuation \$5,580.
2100910	Community Development Events/Other - Op Exp - Com Dev		24,000.00		24,000.00		9,290.00		2,612.39	Employee Salaries \$742. Contractors for Familiarisation Tours and other events \$10,019. Materials for events, christmas decorations \$5,300 other items \$5,000. Other Expenditure for events \$2,000. Labour Overheads \$939. New Jobs have been created and budgets and expenditure will be reallocated as details below. (Shadeing indicates costs to be reallocated)
EV10091	General Community Development Events & Other - Op Exp - Com Dev		0.00		0.00		0.00		0.00	Proposed Amended Budget for Familiarisation Tours and other events, Materials/Stock Purchased for events, christmas decorations & other items \$18,000
EV10092	Australia Day Expenses - Op Exp - Com Dev		0.00		0.00		0.00		0.00	Proposed Amended Budget for Australia Day \$25,655. \$19,655 of grant funding to be received in account 3100902.
2100999	Administration Allocated		2,367.00		2,367.00		985.00		919.41	- Allocation of 0.25% of Administration costs.
<b>OPERATING REVENUE</b>										
3100902	Grants (Inc GST) - Community Development	0.00		0.00		0.00		0.00		Proposed Amended Budget for Australia Day grant funding \$19,655. Exp in Job EV10092
<b>SUB-TOTAL OPERATING</b>		<b>0.00</b>	<b>68,027.00</b>	<b>0.00</b>	<b>68,027.00</b>	<b>0.00</b>	<b>27,630.00</b>	<b>0.00</b>	<b>16,468.16</b>	
<b>TOTAL - COMMUNITY DEVELOPMENT</b>		<b>0.00</b>	<b>68,027.00</b>	<b>0.00</b>	<b>68,027.00</b>	<b>0.00</b>	<b>27,630.00</b>	<b>0.00</b>	<b>16,468.16</b>	

**SHIRE OF MUKINBUDIN**  
**SCHEDULE 10 - COMMUNITY AMENITIES**  
**Financial Statement for Period Ended**  
**30 November 2021**

OTHER COMMUNITY AMENITIES		Original Budget		Amended Budget		YTD Budget		Actual 30 Nov 2021		Budget Text and Other Information
		Revenue \$	Expenditure \$	Revenue \$	Expenditure \$	Revenue \$	Expenditure \$	Revenue \$	Expenditure \$	
<b>OPERATING EXPENDITURE</b>										
2101000	Cemetery Maintenance/Operations									- Additional \$4K provision for cleanup, bins and signage. - Employee Costs - Salaries \$1,948.
	W040 Cemetery Maintenance/Operations		14,000.00		14,000.00		5,883.00		11,118.46	- General Cemetry Mainteance \$3,389. Cemetry Landscape Masterplan \$3,000 (Reduced from \$5,000.
2101002	Public Conveniences Operations									- Materials/Stock \$300.
	BO150 Railway Station Toilet - Operations		22,500.00		22,500.00		9,535.00		10,201.38	- Insurance - Premiums \$98.
	BO151 Town Park Toilet - Operations		3,200.00		3,200.00		1,344.00		737.79	- Labour Overheads \$2,465.
	BO152 Beringbooding Rock Toilet - Operations		300.00		300.00		171.00		86.00	- Plant Operating Costs \$800.
	BO153 Weira Reserve Toilet - Operations		2,300.00		2,300.00		991.00		727.87	- Employee Costs - Salaries & Wages (Cleaner) \$7,112.
	<u>Subtotal Public Conveniences Operations</u>		<u>28,300.00</u>		<u>28,300.00</u>		<u>12,041.00</u>		<u>11,753.04</u>	- Contractor Pumpout toilets \$1,998. A total of \$1,998.

**SHIRE OF MUKINBUDIN**  
**SCHEDULE 10 - COMMUNITY AMENITIES**  
**Financial Statement for Period Ended**  
**30 November 2021**

OTHER COMMUNITY AMENITIES	Original Budget		Amended Budget		YTD Budget		Actual 30 Nov 2021		Budget Text and Other Information
	Revenue \$	Expenditure \$	Revenue \$	Expenditure \$	Revenue \$	Expenditure \$	Revenue \$	Expenditure \$	
<b>OPERATING EXPENDITURE (Continued)</b>									
2101003 Public Conveniences Maintenance									
BM150 Railway Station Toilet - Maintenance		3,000.00		3,000.00		3,000.00		1,844.05	<ul style="list-style-type: none"> <li>- Painting \$2K &amp; installation of baby change table \$1K by Contractors (Deleted - Installation of a shower \$5K ) and Other Contract works \$0. Total Contractor Works \$3,000.</li> <li>- Employee Costs - Salaries \$1,855.</li> <li>- Contractors \$1,147. Includes \$1,500 for painting.</li> <li>- Materials \$550.</li> <li>- Labour Overheads \$2,348.</li> <li>- Plant Operating Costs \$100.</li> </ul>
BM154 Public Toilet/Conveniences Annual Budget - Book expenses		6,000.00		6,000.00		2,485.00		0.00	
Subtotal Public Conveniences Maintenance		<u>9,000.00</u>		<u>9,000.00</u>		<u>5,485.00</u>		<u>1,844.05</u>	
2101092 Depreciation - Other Community Amenities		1,661.00		1,661.00		690.00		791.66	
2101099 Administration Allocated		18,936.00		18,936.00		7,890.00		7,355.31	- Depreciation - Ex Asset Register \$1,661. - Allocation of 2% of Administration costs.
<b>OPERATING REVENUE</b>									
3101000 Cemetery Charges (Inc GST)	2,300.00		2,300.00		955.00		1,523.86		- As per schedule of Fees and Charges
<b>SUB-TOTAL OPERATING</b>	<b>2,300.00</b>	<b>71,897.00</b>	<b>2,300.00</b>	<b>71,897.00</b>	<b>955.00</b>	<b>31,989.00</b>	<b>1,523.86</b>	<b>32,862.52</b>	
<b>CAPITAL EXPENDITURE</b>									
4101060 Infrastructure Other (Capital) - Other Community Amenities									
IO040 Cemetery Capital		15,000.00		15,000.00		0.00		0.00	<ul style="list-style-type: none"> <li>- Works Include Fencing, paving Memorial Garden, Formal Parking, more grave sites, seating pergola on the Northern side and a Unisex toilet as the budget permits.</li> <li>- Employee Costs - Salaries \$3,710.</li> <li>- Contractors \$2,994.</li> <li>- Materials/Stock \$3,000.</li> <li>- Labour Overheads \$4,696.</li> <li>- Plant Operating Costs \$600.</li> </ul>
<b>SUB-TOTAL CAPITAL</b>	<b>0.00</b>	<b>15,000.00</b>	<b>0.00</b>	<b>15,000.00</b>	<b>0.00</b>	<b>0.00</b>	<b>0.00</b>	<b>0.00</b>	
<b>TOTAL - OTHER COMMUNITY AMENITIES</b>	<b>2,300.00</b>	<b>86,897.00</b>	<b>2,300.00</b>	<b>86,897.00</b>	<b>955.00</b>	<b>31,989.00</b>	<b>1,523.86</b>	<b>32,862.52</b>	

**SHIRE OF MUKINBUDIN**  
**SCHEDULE 11 - RECREATION & CULTURE**  
**Financial Statement for Period Ended**  
**30 November 2021**

PROGRAMME SUMMARY	Original Budget		Amended Budget		YTD Budget		Actual 30 Nov 2021		Budget Text and Other Information
	Revenue \$	Expenditure \$	Revenue \$	Expenditure \$	Revenue \$	Expenditure \$	Revenue \$	Expenditure \$	
<b>OPERATING EXPENDITURE</b>									
Public Halls and Civic Centres		107,322.00		107,322.00		46,845.00		37,444.00	
Swimming Areas & Beaches		294,858.00		294,858.00		121,829.00		131,468.39	
Other Recreation & Sport		467,398.00		467,398.00		202,770.00		197,569.90	
Television and Radio Rebroadcasting		5,917.00		5,917.00		2,862.00		1,041.98	
Libraries		17,838.00		17,838.00		8,341.00		7,472.08	
Heritage		4,867.00		4,867.00		1,385.00		957.66	
Other Culture		4,734.00		4,734.00		1,970.00		919.41	
<b>OPERATING REVENUE</b>									
Public Halls and Civic Centres	18,939.00		18,939.00		15,223.00		939.79		▲ Income from Insurance reimbursement for storm damage repairs to Memorial Hall has not yet been received.
Swimming Areas & Beaches	19,497.00		19,497.00		8,968.00		7,930.56		
Other Recreation & Sport	352,414.00		352,414.00		111,084.00		205,161.80		▼ Income has been recognised earlier than expected as the expenditure for the Tennis Courts resurfacing and resealing of the basket ball courts is proceeding faster than expected.
Libraries	100.00		100.00		40.00		0.00		
Heritage	1,500.00		1,500.00		625.00		818.19		
Other Culture	550.00		550.00		0.00		0.00		
<b>SUB-TOTAL OPERATING</b>	<b>393,000.00</b>	<b>902,934.00</b>	<b>393,000.00</b>	<b>902,934.00</b>	<b>135,940.00</b>	<b>386,002.00</b>	<b>214,850.34</b>	<b>376,873.42</b>	
<b>CAPITAL EXPENDITURE</b>									
Public Halls and Civic Centres		10,000.00		10,000.00		0.00		61.65	
Swimming Areas & Beaches		66,320.00		66,320.00		21,320.00		237.06	▼ Includes - Transfer to Reserve of Annual Pool Reserve Allocation of \$20,000 and interest of \$1,320. Only interest has been transferred at this time.
Other Recreation & Sport		377,180.00		377,180.00		166,995.00		250,299.77	▲ Expenditure on the contract to Resurface 4 tennis courts at the Recreation Centre has commenced sooner than expected and resealing of the basket ball courts is proceeding faster than expected.
<b>CAPITAL REVENUE</b>									
Swimming Areas & Beaches	45,000.00		45,000.00		0.00		0.00		
<b>SUB-TOTAL CAPITAL</b>	<b>45,000.00</b>	<b>453,500.00</b>	<b>45,000.00</b>	<b>453,500.00</b>	<b>0.00</b>	<b>188,315.00</b>	<b>0.00</b>	<b>250,598.48</b>	
<b>TOTAL - PROGRAMME SUMMARY</b>	<b>438,000.00</b>	<b>1,356,434.00</b>	<b>438,000.00</b>	<b>1,356,434.00</b>	<b>135,940.00</b>	<b>574,317.00</b>	<b>214,850.34</b>	<b>627,471.90</b>	

**SHIRE OF MUKINBUDIN**  
**SCHEDULE 11 - RECREATION & CULTURE**  
**Financial Statement for Period Ended**  
**30 November 2021**

PUBLIC HALLS AND CIVIC CENTRES		Original Budget		Amended Budget		YTD Budget		Actual 30 Nov 2021		Budget Text and Other Information
		Revenue \$	Expenditure \$	Revenue \$	Expenditure \$	Revenue \$	Expenditure \$	Revenue \$	Expenditure \$	
<b>OPERATING EXPENDITURE</b>										
2110100	Public Halls and Civic Bldg Operations									
	BO200 Memorial Town Hall - Operations		12,900.00		12,900.00		9,869.00		9,300.75	Employee Costs - Salaries (Cleaners) \$1,330. Contractors Total \$514. Rubbish Bin \$113, Recycling Bin \$104 & Other Exp \$297. Materials \$150. Electricity \$700. Water rates \$667 and consumption \$33. Insurance - Premiums \$7,735. ESL Category 5 \$88. Labour Overheads (Cleaners) \$1,683. Contractors Total \$300. Rubbish Bin \$113, Recycling Bin \$104 & Other Exp \$83. Water rates \$667 and consumption \$333. Insurance - Premiums \$612. ESL Category 5 \$88 Contractors \$2,012, includes for cleaning. Electricity \$900. Water rates \$0 and consumption \$240. Insurance - Premiums \$760. ESL Category 5 \$88 Employee Costs - Salaries (Cleaners) \$124. Contingency Contractors & Consultants \$270. Materials/Stock \$200. Electricity \$800. Insurance - Premiums \$949. Labour Overheads (Cleaners) \$157. Contractors Total \$282. Rubbish Bin \$113, Recycling Bin \$104 & Other Exp \$65. Burgess Rawson PTA lease Water \$140. Building Muni Property Scheme Insurance - Premiums \$928. Contingency Contractors & Consultants \$65. Building Muni Property Scheme Insurance - Premiums \$347. ESL Category 5 Statutory Fees and Taxes \$88.
	BO201 Sandalwood Arts Hall Building Operations		2,000.00		2,000.00		1,187.00		1,043.32	
	BO202 Bonnie Rock Hall Building Operations		4,000.00		4,000.00		2,105.00		1,142.78	
	BO204 Railway Station Building Operations		2,500.00		2,500.00		1,583.00		1,082.12	
	BO205 Mukinbudin Community (Men's) Shed Building Operations		1,350.00		1,350.00		555.00		952.56	
	BO206 Anglican Church Building Operations - Op Exp		500.00		500.00		406.00		347.00	
	<u>Subtotal Building Operations</u>		<u>23,250.00</u>		<u>23,250.00</u>		<u>15,705.00</u>		<u>13,868.53</u>	
2110101	Town Halls and Public Buildings Building Maintenance - Op Exp									
	BM200 Memorial Town Hall - Maintenance		25,000.00		25,000.00		6,555.00		1,399.43	Employee Costs - Salaries \$2,072. Water damage repairs \$17,000. Electrical and plumbing repairs & general maintenance Contractors \$2,806. Materials/Stock \$500. Labour Overheads \$2,622. -- Contractors & Consultants \$1,091.
	BM202 Bonnie Rock Hall Building Maintenance		0.00		0.00		0.00		1,925.44	
	BM204 Railway Station Building Maintenance		1,091.00		1,091.00		450.00		1,639.19	
	BM205 Mukinbudin Community (Men's) Shed Building Maintenance		0.00		0.00		0.00		328.39	
	BMPH01 Public Halls Maintenance Annual Budget (Book Exps To Appropriate Building) - Op Exp Pub Halls		11,000.00		11,000.00		4,575.00		0.00	
	<u>Subtotal Building Maintenance</u>		<u>37,091.00</u>		<u>37,091.00</u>		<u>11,580.00</u>		<u>5,292.45</u>	
2110102	Town Halls Grounds Maintenance - Op Exp - Public Halls									
	GM200 Memorial Town Hall - Grounds Maintenance		0.00		0.00		0.00		1,644.25	General Annual Public Hall Grounds Maintenance Annual Budget. Employee Costs - Salaries \$2,690. Contractors \$606. Materials \$250. Labour Overheads \$3,404. Plant Operating Costs \$250.
	GM201 Sandalwood Arts Hall Grounds Maintenance		0.00		0.00		0.00		400.00	
	GM206 Anglican Church Grounds Maintenance		0.00		0.00		0.00		156.61	
	GMPH01 Public Halls Grounds Maintenance Annual Budget (Book exps to appropriate build) - Op Exp PubHalls		7,200.00		7,200.00		2,985.00		0.00	
	<u>Subtotal Building Maintenance</u>		<u>7,200.00</u>		<u>7,200.00</u>		<u>2,985.00</u>		<u>2,200.86</u>	
2110192	Depreciation - Public Halls and Civic Centres		20,845.00		20,845.00		8,685.00		8,726.85	-- Depreciation - Ex Asset Register \$20,845.
2110199	Administration Allocated		18,936.00		18,936.00		7,890.00		7,355.31	- Allocation of 2% of Administration costs.

**SHIRE OF MUKINBUDIN**  
**SCHEDULE 11 - RECREATION & CULTURE**  
**Financial Statement for Period Ended**  
**30 November 2021**

PUBLIC HALLS AND CIVIC CENTRES (Continued)		Original Budget		Amended Budget		YTD Budget		Actual 30 Nov 2021		Budget Text and Other Information
		Revenue \$	Expenditure \$	Revenue \$	Expenditure \$	Revenue \$	Expenditure \$	Revenue \$	Expenditure \$	
<b>OPERATING REVENUE</b>										
3110100	Town Hall Hire Income	500.00		500.00		205.00		0.00		- Town Hall Hire Income. - Sandalwood Art water reimbursements. Reimbursement & Recovery Income - Operating \$333. - Sandalwood Art Lease annual lease fee \$10 per week incl gst, renewal due 2020. Fees & Charges - Facility Hire \$473. - Ad Hoc Hire Income - Insurance reimbursement for storm damage repairs; Memorial Hall \$16,453 expense in BM200 and Railway Station roof \$1,080 expense in BM204.
3110103	Sandalwood Arts Hall Income	806.00		806.00		253.00		118.18		
3110104	Railway Station Income	100.00		100.00		40.00		81.81		
3110106	Reimbursements - Public Halls & Civic Centre	17,533.00		17,533.00		14,725.00		0.00		
3110108	Donations - Op Inc - Town Halls & Amenities	0.00		0.00		0.00		739.80		
<b>SUB-TOTAL OPERATING</b>		<b>18,939.00</b>	<b>107,322.00</b>	<b>18,939.00</b>	<b>107,322.00</b>	<b>15,223.00</b>	<b>46,845.00</b>	<b>939.79</b>	<b>37,444.00</b>	
<b>CAPITAL EXPENDITURE</b>										
4110150	Building (Capital) - Public Halls & Civic Centres									- Repairs to balcony water proofing near projector room \$10k (Deleted - Sanding and Resealing of floor \$15k & Restore Kitchen \$50k)
BC200	Memorial Hall Building Capital		10,000.00		10,000.00		0.00		0.00	
BC205	Mukinbudin Community (Men's) Shed Building Capital		0.00		0.00		0.00		61.65	
<b>SUB-TOTAL CAPITAL</b>		<b>0.00</b>	<b>10,000.00</b>	<b>0.00</b>	<b>10,000.00</b>	<b>0.00</b>	<b>0.00</b>	<b>0.00</b>	<b>61.65</b>	
<b>TOTAL - PUBLIC HALLS AND CIVIC CENTRES</b>		<b>18,939.00</b>	<b>117,322.00</b>	<b>18,939.00</b>	<b>117,322.00</b>	<b>15,223.00</b>	<b>46,845.00</b>	<b>939.79</b>	<b>37,505.65</b>	

**SHIRE OF MUKINBUDIN**  
**SCHEDULE 11 - RECREATION & CULTURE**  
**Financial Statement for Period Ended**  
**30 November 2021**

SWIMMING AREAS & BEACHES		Original Budget		Amended Budget		YTD Budget		Actual 30 Nov 2021		Budget Text and Other Information
		Revenue \$	Expenditure \$	Revenue \$	Expenditure \$	Revenue \$	Expenditure \$	Revenue \$	Expenditure \$	
<b>OPERATING EXPENDITURE</b>										
2110200	Swimming Pool - Salaries		89,079.00		89,079.00		32,066.00		22,637.69	- Salaries Pool Manager \$81,006 and Asst Manager/Relief \$7,073 including allowances. - Contract Pool Staff \$1,000.
2110201	Swimming Pool - Superannuation		2,823.00		2,823.00		1,015.00		628.92	- Superannuation Pool Manager \$2,123 and Superannuation Asst Pool Manager Relief \$700. - Training and associated accomodation and travel as required. This may include: RLSSA Bronze Medallion Course, RLSSA Pool Lifeguard Course, RLSSA Pool Operations Group 1 Course, Relief Requalification Bronze Medallio and Relief Requalification RLSSA Pool Lifeguard Course.
2110202	Swimming Pool - Training & Conferences		1,600.00		1,600.00		576.00		528.00	- Workers Compensation Premium Pool Manager \$2,095 and Workers Compensation Premium Assistant/Relief Pool Manager \$196.
2110203	Swimming Pool - Other Employee Costs		1,415.00		1,415.00		1,905.00		11,474.51	- Materials/St, Uniforms and accessories \$400. - Swimming Pool Staff Housing costs. -\$1,276.
2110204	Swimming Pool Bldg Operations									- Employee Costs - Salaries \$309. - Rubbish Bins x 2 @ \$113, Recycling Bins x 2 @ \$104 and other Contractors of \$326. - Toiletries and consumables incl cleaning products and other Materials/Stock \$1,000. - Communication Expenses Telephone, Data and Other \$420. - Tarriff R3 Electricity \$20,318.
BO250	Swimming Pool Building Operations		48,400.00		48,400.00		24,025.00		27,209.70	- BOC Gases Oxygen Medical C size annual charge Gas \$80. - Water Rates and consumption \$14,000. - Building MPS Insurance \$10,984. - DFES - ESL Levy Category 5 \$88. - Labour Overheads \$391. - Plant Operating Costs \$50.
2110205	Swimming Pool Bldg/Grounds Maintenance									- Employee Costs - Salaries \$4,638. - Contractors \$10,692. (Deleted extra \$3,500 for Shade Sail.) - Materials/Stock \$1,800. - Labour Overheads \$5,870. - Plant Operating Costs \$1,000.
BM250	Swimming Pool Building & Facility Maintenance		24,000.00		24,000.00		8,635.00		5,649.67	- Employee Costs - Salaries \$2,783. - Contractors \$7,329. Includes Insurance funded fencing repairs of \$6,364. Income in acct 3110203. - Materials/Stock \$650. - Labour Overheads \$3,522. - Plant Operating Costs \$580.
GM250	Swimming Pool Grounds Maintenance		14,864.00		14,864.00		7,545.00		23,337.07 ▲	- Materials/Stock Purchased \$2,000. - Freight & Other Expenses \$1,000. - Chlorine \$5,500 and Other chemicals. Pool Acid etc.s \$14,000. - CSP MS 365 Bus Basic & EOA 1lic
2110206	Minor Asset Purchases - Swimming Pool - Op Exp		2,000.00		2,000.00		720.00		117.27	- Depreciation - Ex Asset Register \$67,136. - Allocation of 3% of Administration costs.
2110207	Pool Chemicals, Freight & Other Expenses - Op Exp - Swim Pool		15,137.00		15,137.00		5,537.00		654.94	- Pool admissions. \$13,000. - Equipment hire \$200. Insurance Reimbursement of \$6,297, expense in GM250. Total \$6,497.
2110213	3A Cruickshank Road - Swimming Pool Emp Housing & Grounds Maintenance									
2110292	Depreciation - Mukinbudin Swimming Pool		67,136.00		67,136.00		27,970.00		28,197.65	
2110299	Administration Allocated - Op Exp - Swimming Pool		28,404.00		28,404.00		11,835.00		11,032.97	
<b>OPERATING REVENUE</b>										
3110201	Swimming Pool Admissions	13,000.00		13,000.00		4,680.00		7,930.56		
3110203	Swimming Pool Equipment Hire, Reimb & Contributions - Op Inc - Swim Pool	6,497.00		6,497.00		4,288.00		0.00		
<b>SUB-TOTAL OPERATING</b>		<b>19,497.00</b>	<b>294,858.00</b>	<b>19,497.00</b>	<b>294,858.00</b>	<b>8,968.00</b>	<b>121,829.00</b>	<b>7,930.56</b>	<b>131,468.39</b>	

**SHIRE OF MUKINBUDIN**  
**SCHEDULE 11 - RECREATION & CULTURE**  
**Financial Statement for Period Ended**  
**30 November 2021**

SWIMMING AREAS & BEACHES	Original Budget		Amended Budget		YTD Budget		Actual 30 Nov 2021		Budget Text and Other Information
	Revenue \$	Expenditure \$	Revenue \$	Expenditure \$	Revenue \$	Expenditure \$	Revenue \$	Expenditure \$	
<b>CAPITAL EXPENDITURE</b>									
4110260 Infrastructure Other (Capital) - Swimming Pool									- Employee Costs - Salaries \$618. Contractor works include repainting of the pool shell. - Contractors \$41,099. - Materials/Stock \$2,500. - Labour Overheads \$783. - Transfer to Reserve of Annual Pool Reserve Allocation of \$20,000 and interest of \$1,320.
IO250 Swimming Pool Infrastructure Capital		45,000.00		45,000.00		0.00		0.00	
4110175 Transfer to Swimming Pool Reserve - Cap Exp - Swim Pool		21,320.00		21,320.00		21,320.00		237.06	
5110253 Transfers From Swimming Pool Reserve	45,000.00		45,000.00		0.00		0.00		
<b>CAPITAL REVENUE</b>									
<b>SUB-TOTAL CAPITAL</b>	<b>45,000.00</b>	<b>66,320.00</b>	<b>45,000.00</b>	<b>66,320.00</b>	<b>0.00</b>	<b>21,320.00</b>	<b>0.00</b>	<b>237.06</b>	
<b>TOTAL - SWIMMING AREAS &amp; BEACHES</b>	<b>64,497.00</b>	<b>361,178.00</b>	<b>64,497.00</b>	<b>361,178.00</b>	<b>8,968.00</b>	<b>143,149.00</b>	<b>7,930.56</b>	<b>131,705.45</b>	



**SHIRE OF MUKINBUDIN**  
**SCHEDULE 11 - RECREATION & CULTURE**  
**Financial Statement for Period Ended**  
**30 November 2021**

OTHER RECREATION & SPORT		Original Budget		Amended Budget		YTD Budget		Actual 30 Nov 2021		Budget Text and Other Information
		Revenue \$	Expenditure \$	Revenue \$	Expenditure \$	Revenue \$	Expenditure \$	Revenue \$	Expenditure \$	
<b>OPERATING EXPENDITURE</b>										
2110300	Sporting Complex Bldg Ops									
	BO260 Mukinbudin Sports Complex Building Operations		59,500.00		59,500.00		32,170.00		35,327.87	- Employee Costs - Salaries (Cleaner) \$15,615. - Rubbish Bins x 7 @ \$113 = \$791, Recycling Bins x 4 @ \$104 = \$416, other Contractors & Consultants \$639. -- General Materials/Stock Purchased \$1,200. - Electricity consumption and service fee \$4,800. - LPG 45kg bottles rental \$160. Gas consumption \$150. - Water consumption and service fee \$3,200. - Mukinbudin Sporting Centre: Bowling Green, Tennis Courts & Main Building, a total of \$12,680. - ESL Category 5 \$88 - Labour Overheads (Cleaner) \$19,761.
2110301	Sporting Complex Building & Grounds Mtce									
	BM260 Mukinbudin Sports Complex Building Maintenance		29,000.00		29,000.00		12,075.00		8,919.77	- Employee Salaries \$7,730. Contractors \$8,887. Materials \$2,000. Overheads \$9,783. Plant Costs \$600.
	GM260 Mukinbudin Sports Complex Grounds Maintenance		25,000.00		25,000.00		10,410.00		15,863.99	- Employee Salaries \$9,276. Contractors \$1,885. Materials \$500. Overheads \$11,739. Plant Costs \$1,600.
2110302	Parks & Gardens Maintenance/Operations									
	W045 Parks & Gardens Maintenance/Operations		43,000.00		43,000.00		18,003.00		26,984.59	- Employee Costs - Salaries \$10,667. - Contractors \$764. - Materials/Stock \$3,300. - Water \$4,600. - Insurance - Premiums \$169. - Labour Overheads \$13,500. - Plant Operating Costs \$10,000.
2110304	Town Oval Maintenance/Operations									
	W050 Mukinbudin Town Oval Maintenance/Operations		59,000.00		59,000.00		24,570.00		15,558.98	- Employee Costs - Salaries \$8,967. - Contractors \$1,685. - Materials/Stock \$8,000. - Electricity \$9,000. - Water \$15,000. - Labour Overheads \$11,348. - Plant Operating Costs \$5,000.

**SHIRE OF MUKINBUDIN**  
**SCHEDULE 11 - RECREATION & CULTURE**  
**Financial Statement for Period Ended**  
**30 November 2021**

OTHER RECREATION & SPORT		Original Budget		Amended Budget		YTD Budget		Actual 30 Nov 2021		Budget Text and Other Information
		Revenue \$	Expenditure \$	Revenue \$	Expenditure \$	Revenue \$	Expenditure \$	Revenue \$	Expenditure \$	
<b>OPERATING EXPENDITURE( Continued)</b>										
2110306	Drive In Theatre Building Operations									
	BO265 Drive In Theatre Building Operations		588.00		588.00		535.00		700.76	- Insurance - Premiums \$500. - ESL Category 5 \$88
2110307	Drive In Theatre Building & Grounds Maintenance									
	BM265 Drive In Theatre Building Maintenance		0.00		0.00		0.00		34.45	- Employee Costs - Salaries \$93. - Contractors \$30.
	GM265 Drive In Theatre Grounds Maintenance		300.00		300.00		115.00		960.05	- Labour Overheads \$117. - Plant Operating Costs \$60.
2110308	Mukinbudin Dam Catchment Expenses									
	W052 Mukinbudin Dam Catchment Expenses		9,500.00		9,500.00		4,174.00		4,635.68	Employee Salaries \$2,628. Contractors \$1,622. Materials \$600. Property Insurance \$374. Overheads \$3,326. Plant Costs \$950.
2110309	Other Recreation Facilities Operations									
	BO270 Old District Club (Youth Centre) Building Operations		169.00		169.00		115.00		1,290.50	- Muni Property Scheme Insurance \$81. - ESL Category 5 \$88
	BO271 Mukinbudin Gym Building Operations		6,200.00		6,200.00		3,033.00		3,195.33	Employee Salaries (Cleaner) \$1,577. Rubbish Bin \$113, Recycling Bin \$104 and other Contractors \$184. Materials \$100. Electricity \$1,200. Water Rates and consumption \$50. Property Insurance \$788. ESL Cat 5 \$88. Overheads (Cleaner) \$1,996. - Contractors \$101. - Electricity \$750.
	BO272 Wilgoyne Tennis Club Building Operations		1,100.00		1,100.00		598.00		587.51	- Muni Property Scheme Insurance \$249.
	BO273 Pistol Club - Operations		304.00		304.00		304.00		304.00	- Muni Property Scheme Insurance \$304. - Contractors \$22.
	BO274 Bonnie Rock Horse and Pony Club - Operations		1,270.00		1,270.00		730.00		1,058.34	- Electricity for A/c 579935870 Lot 33 Watkins St Bonnie Rock \$800. - Muni Property Scheme Insurance \$360. - ESL Category 5 \$88
	BO275 Mukinbudin Polo Cross - Operations		130.00		130.00		50.00		0.00	- Contractors \$130. - Contractors \$194.
	BO276 Karlonning Hall - Operations		500.00		500.00		386.00		306.00	- Muni Property Scheme Insurance \$306.
	BO277 Heritage Grain Silo - Operations		61.00		61.00		60.00		61.00	- Muni Property Scheme Insurance \$61.
	BO278 Wheatbelt Way Tractor Display Shed - Operations		125.00		125.00		124.00		125.00	- Muni Property Scheme Insurance \$125. - Employee Costs - Salaries \$31.
	BO279 Lions Park Building Operations		800.00		800.00		445.00		201.00	- Contractors \$529. - Insurance - Premiums \$201. - Muni Property Scheme Insurance \$39.
	<u>Subtotal Other Recreation Facilities Operations</u>		<u>10,659.00</u>		<u>10,659.00</u>		<u>5,845.00</u>		<u>7,128.68</u>	

**SHIRE OF MUKINBUDIN**  
**SCHEDULE 11 - RECREATION & CULTURE**  
**Financial Statement for Period Ended**  
**30 November 2021**

OTHER RECREATION & SPORT		Original Budget		Amended Budget		YTD Budget		Actual 30 Nov 2021		Budget Text and Other Information
		Revenue \$	Expenditure \$	Revenue \$	Expenditure \$	Revenue \$	Expenditure \$	Revenue \$	Expenditure \$	
<b>OPERATING EXPENDITURE (Continued)</b>										
2110310	Other Recreation Facilities Building Maintenance									
	BM270 Old District Club (Youth Centre) Building Maintenance		45,000.00		45,000.00		18,750.00		559.78	- Demolition of Building per Council Resolution 150421. Contractors & Consultants \$45,000.
	BM271 Mukinbudin Gym Building Maintenance		0.00		0.00		0.00		753.37	- Storm damage repairs insurance funded in acct 3110303 Employee Costs - Salaries \$309.
	BM272 Wilgoyne Tennis Club Building Maintenance		9,000.00		9,000.00		5,938.00		9,500.00	- Contractors \$8,300. - Labour Overheads \$391.
	BM275 Mukinbudin Polocross Building - Maintenance		0.00		0.00		0.00		3,128.31	Employee Salaries annual provision \$4,020. Contractors annual provision \$1,193. Materials annual provision \$1,700. Overheads annual provision \$5,087. Plant Costs annual provision \$1,000.
	BMOR01 Other Rec Facilities Building Maint Annual Budget (Book exps to actual Facility) - Op Exp - ORF		13,000.00		13,000.00		5,405.00		0.00	
	<u>Subtotal Building Maintenance</u>		<u>67,000.00</u>		<u>67,000.00</u>		<u>30,093.00</u>		<u>13,941.46</u>	
2110311	Other Recreation Facilities Grounds Maintenance Exp									
	GM270 Old District Club Grounds Maintenance		0.00		0.00		0.00		1,347.66	
	GM271 Mukinbudin Gym Grounds Maintenance		0.00		0.00		0.00		2,589.38	
	GM272 Wilgoyne Tennis Club Grounds Maintenance		0.00		0.00		0.00		46.74	
	GM279 Lions Park Grounds Maintenance		1,218.00		1,218.00		505.00		2,565.19	- Insurance funded fence damage repairs by Contractors . Income in acct 3110303. \$1,218.
	W051 Hockey Field Maintenance/Operations		0.00		0.00		0.00		594.52	
	W055 Bowling Club Green Maintenance/Operations		0.00		0.00		0.00		802.56	
	W056 Walk Trail Maintenance/Operations Exp - Other Rec & Sport		0.00		0.00		0.00		188.32	
	GMOR01 Other Rec Facilities Grounds Maint Annual Budget (Book exps to actual Facility) - Op Exp -OtherRec Fa		24,000.00		24,000.00		9,985.00		0.00	Standard annual provision of \$24,000 Employee Salaries \$8,348. Contractors annual provision of \$2,087. Materials annual provision \$500. Overheads annual provision \$10,565. Plant Costs annual provision \$2,500.
	<u>Subtotal Grounds Maintenance</u>		<u>25,218.00</u>		<u>25,218.00</u>		<u>10,490.00</u>		<u>8,134.37</u>	
2110313	Minor Asset Purchases - Other Rec & Sport (P&G) - Op Exp		500.00		500.00		205.00		1,400.46	- General Rec & Culture Minor Assets \$500.
2110315	Events Kit General Expenses		1,000.00		1,000.00		415.00		3,031.42	- Events Kit Materials/Stock Purchased \$1,000. A Budget Amendment should be considered.
2110316	Consultants, Reimb & Other Exp - Other Rec&Sport-Op Exp		10,000.00		10,000.00		0.00		0.00	- Sporting Complex Landscape Masterplan
2110319	Marquee & Trailer Expenses, Inc Hire Exps (Inc in 3110309) - Oth Rec									
	MARQU Marquee & Trailer Expenses, Inc Hire Exps (Inc in 3110309) - Oth Rec		2,300.00		2,300.00		950.00		1,121.32	- Employee Salaries \$866. Contractors \$138. Materials \$100. Overheads \$1,096. Plant Costs \$100.
2110329	Gym Minor Assets & Equipment Maint - OpExp - Other Rec		3,000.00		3,000.00		3,000.00		3,485.91	- Orbit Fitness Audit and Service Gym Equipment \$800. Gym Equipment repairs \$2200.
2110337	Central Wheatbelt Football League		2,500.00		2,500.00		0.00		0.00	- Central Wheatbelt Football League Subscription 2021/22 \$2,500.
2110392	Depreciation - Other Recreation		71,993.00		71,993.00		29,995.00		31,951.86	-- Depreciation - Ex Asset Register \$71,993.
2110399	Administration Allocated		47,340.00		47,340.00		19,725.00		18,388.28	- Allocation of 5% of Administration costs.

**SHIRE OF MUKINBUDIN**  
**SCHEDULE 11 - RECREATION & CULTURE**  
**Financial Statement for Period Ended**  
**30 November 2021**

OTHER RECREATION & SPORT		Original Budget		Amended Budget		YTD Budget		Actual 30 Nov 2021		Budget Text and Other Information
		Revenue \$	Expenditure \$	Revenue \$	Expenditure \$	Revenue \$	Expenditure \$	Revenue \$	Expenditure \$	
<b>OPERATING REVENUE</b>										
3110300	Recreation/Sporting Complex Hire Fees	1,000.00		1,000.00		415.00		731.78		- Recreation/Sporting Complex Hire Fees As per Schedule of Fees and Charges
3110301	Sport Leases and Rentals	0.00		0.00		0.00		320.00		
3110302	Contributions & Donations Rec'd (No GST) - Op Inc	33,955.00		33,955.00		0.00		0.00		- Tennis Club Donation for Tennis Courts Resurfacing. Exp in Job IO261.
3110303	Reimbursement and Other Income Rec'd (Inc GST)	9,750.00		9,750.00		6,434.00		0.00		- Insurance Reimbursements; Wilgoyne Tennis Club Building Repairs \$8,545 expense in BM272. Lions Park Fence repairs \$1,205 expense in GM279.
3110304	Grants Excluding GST - Other Recreation	274,006.00		274,006.00		90,421.00		202,391.89		- Local Roads and Community Infrastructure Grant for: Mukinbudin Lion's Park Playground Upgrade (P2L) \$144,514 Exp in Job IO253. Pump Track Installation (P1C&L) \$9,492 Exp in Job IO252, Resurface the Tennis Courts (P2C&L \$90K Exp in job IO261. Reseal the Basket Ball Courts (P2C) \$30K Exp in job IO262.
9304113	Other Rec & Sport Unspent Grants - Current Liability									- In addition to the income shown in the above account we have received/invoiced an additional \$0.00 making the total received/invoiced \$202,391.89.
3110305	Annual Sporting Club Levy	6,604.00		6,604.00		4,358.00		0.00		- Football Club (entitled to 2 nights training under lights per week) \$2,022, Bowling Club \$2,022, Junior Cricket Club \$, Basketball Club \$1,020, Netball Club (entitled to 2 nights training under lights per week) \$510 and Tennis Club (Combined) \$622 and Hockey Club (entitled to 2 nights training under lights per week), \$520. (Other special functions to be charged at ordinary rates)
3110309	Marquee & Trailer Hire Income (Exp in MARQU) - Oth Rec	1,500.00		1,500.00		625.00		0.00		-- Marquee Hire income \$1,500.
3110314	Grants Including GST - Other Recreation	21,099.00		21,099.00		6,961.00		0.00		- CRFF for Tennis Courts Resurfacing. Exp in Job IO261.
3110315	Events Kit Hire Income	500.00		500.00		205.00		99.99		-- Events Kit Hire Income \$500.
3110331	Gymnasium Membership Fees	4,000.00		4,000.00		1,665.00		1,618.14		- As per Sch Fees & Charges Gym Membership fees
<b>SUB-TOTAL OPERATING</b>		<b>352,414.00</b>	<b>467,398.00</b>	<b>352,414.00</b>	<b>467,398.00</b>	<b>111,084.00</b>	<b>202,770.00</b>	<b>205,161.80</b>	<b>197,569.90</b>	

**SHIRE OF MUKINBUDIN**  
**SCHEDULE 11 - RECREATION & CULTURE**  
**Financial Statement for Period Ended**  
**30 November 2021**

OTHER RECREATION & SPORT		Original Budget		Amended Budget		YTD Budget		Actual 30 Nov 2021		Budget Text and Other Information
		Revenue \$	Expenditure \$	Revenue \$	Expenditure \$	Revenue \$	Expenditure \$	Revenue \$	Expenditure \$	
<b>CAPITAL EXPENDITURE</b>										
4110355	Building (Capital) - Other Recreation/Sport									
BC260	Mukinbudin Sports Complex Building Capital		25,100.00		25,100.00		0.00		29,434.55	- Carry over of Gutter Repairs as per order 32630 \$25,100. (Deleted supply and installation of Automatic Door \$12K and a Lean-to shade structure over roller door \$6K). Contractors total \$25,100. A Budget Amendment is recommended.
4110365	Infrastructure Other - Other Rec & Sport -Cap Exp									
IO252	Sports Complex - Other Infra (Pump Track 20-22) - Other Rec & Sport - Cap Exp		9,492.00		9,492.00		6,262.00		12,406.97	- At Recreation Centre: Complete the Pump Track \$9,492 with \$9,492K funding from a Local Roads and Community Infrastructure P1 grant received in acct 3110304. Employee Wages \$1,237. Contractors \$6,690.Overheads \$1,565.
IO253	Mukinbudin Lions Park - Other Infrastructure - Other Rec & Sport - Cap Exp		144,514.00		144,514.00		95,376.00		41,958.25	Lions Park replace the Playground. Funding from a Local Roads and Community Infrastructure grant (P2L) received in acct 3110304. Employee Wages \$928. Contractorss \$140,412. Materials \$2,000. Overheadsd \$1,174.
IO261	Sports Complex - Other Infra (Tennis Courts 21-22) - Other Rec & Sport - Cap Exp		148,074.00		148,074.00		48,861.00		142,500.00	At Recreation Centre: Resurface 4 tennis courts \$148,074. Funding; Local Roads and Community Infrastructure grant (P2C&L) \$90,000 received in acct 3110304, CRFF Grant \$21,099 received in acct 3110314, Tennic Club donation \$33,955 received in acct 3110302 and a Shire contribution of \$3,020. Employee Wages \$928. Contractors \$143,972. Materials \$2,000. Overheads \$1,174.
IO262	Sports Complex - Other Infra (Basket Ball Courts 21-22) - Other Rec & Sport - Cap Exp		30,000.00		30,000.00		9,898.00		24,000.00	- At Recreation Centre: Reseal the Basket Ball Courts \$30,000. Funding; Local Roads and Community Infrastructure grant (P2C) \$30,000 received in acct 3110304. Employee Costs - Salaries & Wages \$309. - Contractors & Consultants \$28,800. - Materials/Stock Purchased \$500. - Labour Overheads Allocated \$391.
IO265	Sports Complex - Carparks & Paths - Other Infra - Other Rec & Sport - Cap Exp		20,000.00		20,000.00		6,598.00		0.00	- At Recreation Centre: Bitumen resealing of the Rec Centre car park. (Deleted - Develop Entry area outside Basketball foyer and bringing adjacent car park up to squash court north wall. Bitumen \$20K and Foyer entry development \$10K.) . Employee Costs - Salaries & Wages \$309. - Contractors & Consultants \$18,800. - Materials/Stock Purchased \$500. - Labour Overheads Allocated \$391.
<b>SUB-TOTAL CAPITAL</b>		<b>0.00</b>	<b>377,180.00</b>	<b>0.00</b>	<b>377,180.00</b>	<b>0.00</b>	<b>166,995.00</b>	<b>0.00</b>	<b>250,299.77</b>	
<b>TOTAL - OTHER RECREATION &amp; SPORT</b>		<b>352,414.00</b>	<b>844,578.00</b>	<b>352,414.00</b>	<b>844,578.00</b>	<b>111,084.00</b>	<b>369,765.00</b>	<b>205,161.80</b>	<b>447,869.67</b>	

**SHIRE OF MUKINBUDIN**  
**SCHEDULE 11 - RECREATION & CULTURE**  
**Financial Statement for Period Ended**  
**30 November 2021**

TELEVISION & RADIO REBROADCASTING		Original Budget		Amended Budget		YTD Budget		Actual 30 Nov 2021		Budget Text and Other Information	
		Revenue \$	Expenditure \$	Revenue \$	Expenditure \$	Revenue \$	Expenditure \$	Revenue \$	Expenditure \$		
<b>OPERATING EXPENDITURE</b>											
2110400	Radio Re-Broadcasting Operations		1,578.00		1,578.00		812.00		451.04	- VH6GIQ, Lot 158, Vesting Order 39397. Satellite Ground Station. Aust Comms Auth - Aparatus Lic 394420 North East Road \$107. - Aust Comms Auth - Radio Lic 1385314 \$230. - Electricity \$1,100. - LGIS Property Insurance Town Tower/North East Rd Tower \$53. - -ESL Category 5 \$88 - - JJJ equipment maintenance; Contractors & Consultants \$1,000.  - - Depreciation - Ex Asset Register \$972. - Allocation of 0.25% of Administration costs.	
2110401	Radio Re-Broadcasting Maintenance		1,000.00		1,000.00		660.00		0.00		
2110402	Contributions to CDMA/JJJ		0.00		0.00		0.00		0.00		
2110491	Loss on Disposal of Assets - TV & Radio Broadcast - Op Exp		0.00		0.00		0.00		0.00		
2110492	Depreciation - Radio Rebroadcasting		972.00		972.00		405.00		407.05		
2110499	Administration Allocated		2,367.00		2,367.00		985.00		183.89		
<b>OPERATING REVENUE</b>											
3110400	Contributions & Donations - TV/Radio	0.00		0.00		0.00		0.00			
3110401	TV/Radio Service Charges Levied	0.00		0.00		0.00		0.00			
3110402	Reimbursements - TV/Radio	0.00		0.00		0.00		0.00			
3110490	Profit on Disposal of Assets	0.00		0.00		0.00		0.00			
<b>SUB-TOTAL OPERATING</b>		<b>0.00</b>	<b>5,917.00</b>	<b>0.00</b>	<b>5,917.00</b>	<b>0.00</b>	<b>2,862.00</b>	<b>0.00</b>	<b>1,041.98</b>		
<b>CAPITAL EXPENDITURE</b>											
4110450	Plant & Equipment (Capital) - TV & Radio Rebroadcasting		0.00		0.00		0.00		0.00		
<b>CAPITAL REVENUE</b>											
5110450	Proceeds on Disposal of Assets - Cap Inc -	0.00		0.00		0.00		0.00			
5110452	Transfers from Reserve	0.00		0.00		0.00		0.00			
<b>SUB-TOTAL CAPITAL</b>		<b>0.00</b>	<b>0.00</b>	<b>0.00</b>	<b>0.00</b>	<b>0.00</b>	<b>0.00</b>	<b>0.00</b>	<b>0.00</b>		
<b>TOTAL - TELEVISION &amp; RADIO REBROADCASTING</b>		<b>0.00</b>	<b>5,917.00</b>	<b>0.00</b>	<b>5,917.00</b>	<b>0.00</b>	<b>2,862.00</b>	<b>0.00</b>	<b>1,041.98</b>		

**SHIRE OF MUKINBUDIN**  
**SCHEDULE 11 - RECREATION & CULTURE**  
**Financial Statement for Period Ended**  
**30 November 2021**

LIBRARIES	Original Budget		Amended Budget		YTD Budget		Actual 30 Nov 2021		Budget Text and Other Information
	Revenue \$	Expenditure \$	Revenue \$	Expenditure \$	Revenue \$	Expenditure \$	Revenue \$	Expenditure \$	
<b>OPERATING EXPENDITURE</b>									
2110506 Library - Lost Books/Book Purchases		200.00		200.00		80.00		0.00	- Library - Lost Books/Book Purchases \$200. - Misc operating costs \$100, Inter library loans delivery charges Courier costs for books \$1,100. - Membership Public Libraries WA \$110, Infovision Amlib software 1 user lic, support mtce \$1,600 and Regional Library Scheme-Merredin \$330. - -LGIS Property Insurance for books \$96. - Other Expenditure \$100. - Allocation of 1.5% of Administration costs.
2110510 Library - Other Expenses		3,436.00		3,436.00		2,346.00		1,955.59	
2110599 Administration Allocated - Op Exp Libraries		14,202.00		14,202.00		5,915.00		5,516.49	
<b>OPERATING REVENUE</b>									
3110501 Library Reimbursements Lost Books/Book P	100.00		100.00		40.00		0.00		-Library Reimbursements Lost Books & Book Purchases \$100.
<b>SUB-TOTAL OPERATING</b>	<b>100.00</b>	<b>17,838.00</b>	<b>100.00</b>	<b>17,838.00</b>	<b>40.00</b>	<b>8,341.00</b>	<b>0.00</b>	<b>7,472.08</b>	
<b>TOTAL - LIBRARIES</b>	<b>100.00</b>	<b>17,838.00</b>	<b>100.00</b>	<b>17,838.00</b>	<b>40.00</b>	<b>8,341.00</b>	<b>0.00</b>	<b>7,472.08</b>	

**SHIRE OF MUKINBUDIN**  
**SCHEDULE 11 - RECREATION & CULTURE**  
**Financial Statement for Period Ended**  
**30 November 2021**

HERITAGE	Original Budget		Amended Budget		YTD Budget		Actual 30 Nov 2021		Budget Text and Other Information
	Revenue \$	Expenditure \$	Revenue \$	Expenditure \$	Revenue \$	Expenditure \$	Revenue \$	Expenditure \$	
<b>OPERATING EXPENDITURE</b>									
2110603 Historical Preservation & Information Related Expenses - Op		1,500.00		1,500.00		0.00		0.00	- Purchase of "On the Line" History book \$1,500.
2110604 Pope Hills Facilities Operating & Maint Exp - Heritage									
BM255 Popes Hill Anzac Memorial & Facilities Operating & Maint Exp - Op Exp - Heritage		200.00		200.00		75.00		36.00	- Employee Costs - Salaries \$31. - Contractors & Consultants \$80. - Labour Overheads \$39. - Plant Operating Costs \$50.
GM255 Popes Hill Anzac Memorial Grounds Maintenance		800.00		800.00		325.00		2.25	- Employee Costs - Salaries \$247. - Contractors & Consultants \$40. - Labour Overheads \$313. - Plant Operating Costs \$200.
2110699 Administration Allocated		2,367.00		2,367.00		985.00		919.41	- Allocation of 0.25% of Administration costs.
<b>OPERATING REVENUE</b>									
3110600 Sale of History Books	1,500.00		1,500.00		625.00		818.19		- Sales of "On The Line"
<b>SUB-TOTAL OPERATING</b>	<b>1,500.00</b>	<b>4,867.00</b>	<b>1,500.00</b>	<b>4,867.00</b>	<b>625.00</b>	<b>1,385.00</b>	<b>818.19</b>	<b>957.66</b>	
<b>TOTAL - HERITAGE</b>	<b>1,500.00</b>	<b>4,867.00</b>	<b>1,500.00</b>	<b>4,867.00</b>	<b>625.00</b>	<b>1,385.00</b>	<b>818.19</b>	<b>957.66</b>	



**SHIRE OF MUKINBUDIN**  
**SCHEDULE 11 - RECREATION & CULTURE**  
**Financial Statement for Period Ended**  
**30 November 2021**

	Original Budget		Amended Budget		YTD Budget		Actual 30 Nov 2021		Budget Text and Other Information
	Revenue \$	Expenditure \$	Revenue \$	Expenditure \$	Revenue \$	Expenditure \$	Revenue \$	Expenditure \$	
<b>OTHER CULTURE</b>									
<b><u>OPERATING EXPENDITURE</u></b>									
2110799 Administration Allocated		4,734.00		4,734.00		1,970.00		919.41	- Allocation of 0.5% of Administration costs.
<b><u>OPERATING REVENUE</u></b>									
3110701 Reimbursements & Fees - Op Inc - Other Cu	550.00		550.00		0.00		0.00		- Lease of Crop land at minimum rates \$550
<b>SUB-TOTAL OPERATING</b>	<b>550.00</b>	<b>4,734.00</b>	<b>550.00</b>	<b>4,734.00</b>	<b>0.00</b>	<b>1,970.00</b>	<b>0.00</b>	<b>919.41</b>	
<b><u>CAPITAL EXPENDITURE</u></b>									
<b><u>CAPITAL REVENUE</u></b>									
<b>SUB-TOTAL CAPITAL</b>	<b>0.00</b>	<b>0.00</b>	<b>0.00</b>	<b>0.00</b>	<b>0.00</b>	<b>0.00</b>	<b>0.00</b>	<b>0.00</b>	
<b>TOTAL - OTHER CULTURE</b>	<b>550.00</b>	<b>4,734.00</b>	<b>550.00</b>	<b>4,734.00</b>	<b>0.00</b>	<b>1,970.00</b>	<b>0.00</b>	<b>919.41</b>	

**SHIRE OF MUKINBUDIN**  
**SCHEDULE 12 - TRANSPORT**  
**Financial Statement for Period Ended**  
**30 November 2021**

<b>PROGRAMME SUMMARY</b>	<b>Original Budget</b>		<b>Amended Budget</b>		<b>YTD Budget</b>		<b>Actual 30 Nov 2021</b>		<b>Budget Text and Other Information</b>
	<b>Revenue</b> \$	<b>Expenditure</b> \$	<b>Revenue</b> \$	<b>Expenditure</b> \$	<b>Revenue</b> \$	<b>Expenditure</b> \$	<b>Revenue</b> \$	<b>Expenditure</b> \$	
<b><u>OPERATING EXPENDITURE</u></b>									
Roads, Streets, Bridges and Depots		2,104,723.00		2,104,723.00		866,242.00		952,534.87	Expenditure on flood damage works was completed sooner than expected.
Road Plant Purchases		0.00		0.00		0.00		0.00	
Aerodromes		22,780.00		22,780.00		9,475.00		10,344.29	
Transport Licensing		26,670.00		26,670.00		11,110.00		10,429.35	
<b><u>OPERATING REVENUE</u></b>									
Roads, Streets, Bridges and Depots	1,046,401.00		1,046,401.00		326,191.00		336,481.14		
Road Plant Purchases	0.00		0.00		0.00		0.00		
Aerodromes	0.00		0.00		0.00		0.00		
Transport Licensing	21,400.00		21,400.00		8,915.00		8,461.45		
<b>SUB-TOTAL OPERATING</b>	<b>1,067,801.00</b>	<b>2,154,173.00</b>	<b>1,067,801.00</b>	<b>2,154,173.00</b>	<b>335,106.00</b>	<b>886,827.00</b>	<b>344,942.59</b>	<b>973,308.51</b>	
<b><u>CAPITAL EXPENDITURE</u></b>									
Roads, Streets and Bridges		1,222,467.00		1,222,467.00		251,787.00		481,458.05	▲ Expenditure on some road construction projects has commenced as sooner than expected. The most significant are the Kununoppin-Mukinbudin Road and the Bonnie Rock - Lake Brown Road Renewal works.
Road Plant Purchases		172,560.00		172,560.00		172,560.00		46,858.00	▼ The transfer to Plant Reserve has not occurred as soon as expected.
Aerodromes		0.00		0.00		0.00		0.00	
Transport Licensing		0.00		0.00		0.00		0.00	
<b><u>CAPITAL REVENUE</u></b>									
Roads, Streets, Bridges and Depots	0.00		0.00		0.00		0.00		
Road Plant Purchases	0.00		0.00		0.00		0.00		
Aerodromes	0.00		0.00		0.00		0.00		
Transport Licensing	0.00		0.00		0.00		0.00		
<b>SUB-TOTAL CAPITAL</b>	<b>0.00</b>	<b>1,395,027.00</b>	<b>0.00</b>	<b>1,395,027.00</b>	<b>0.00</b>	<b>424,347.00</b>	<b>0.00</b>	<b>528,316.05</b>	
<b>TOTAL - PROGRAMME SUMMARY</b>	<b>1,067,801.00</b>	<b>3,549,200.00</b>	<b>1,067,801.00</b>	<b>3,549,200.00</b>	<b>335,106.00</b>	<b>1,311,174.00</b>	<b>344,942.59</b>	<b>1,501,624.56</b>	

**SHIRE OF MUKINBUDIN**  
**SCHEDULE 12 - TRANSPORT**  
**Financial Statement for Period Ended**  
**30 November 2021**

STREETS, ROADS & BRIDGES		Original Budget		Amended Budget		YTD Budget		Actual 30 Nov 2021		Budget Text and Other Information
		Revenue \$	Expenditure \$	Revenue \$	Expenditure \$	Revenue \$	Expenditure \$	Revenue \$	Expenditure \$	
<b>OPERATING EXPENDITURE</b>										
2120100	Rural Road Maintenance Op Exp									
RM004	Wilgoyne Road (Rd Maintenance)		0.00		0.00		0.00		971.43	
RM005	Mukinbudin North-East Road (Rd Maintenance)		0.00		0.00		0.00		21,149.14	
RM006	Bonnie Rock-Lake Brown Road (Rd Maintenance)		0.00		0.00		0.00		12,922.71	
RM007	Nungarin North Road (Rd Maintenance)		0.00		0.00		0.00		3,087.71	
RM008	Beringbooding Road (Rd Maintenance)		0.00		0.00		0.00		11,893.55	
RM009	Moondon Road (Rd Maintenance)		0.00		0.00		0.00		4,065.83	
RM010	Quanta Cutting North Road (Rd Maintenance)		0.00		0.00		0.00		5,097.49	
RM011	Graham Road (Rd Maintenance)		0.00		0.00		0.00		715.03	
RM012	Carlton Road (Rd Maintenance)		0.00		0.00		0.00		274.20	
RM013	Lake Brown South Road (Rd Maintenance)		0.00		0.00		0.00		2,930.94	
RM014	Popes Hill South Road (Rd Maintenance)		0.00		0.00		0.00		1,395.72	
RM015	Clamp Road (Rd Maintenance)		0.00		0.00		0.00		2,780.26	
RM016	Copeland Road (Rd Maintenance)		0.00		0.00		0.00		3,406.89	
RM017	Whyte Road (Rd Maintenance)		0.00		0.00		0.00		475.59	
RM018	Walton Road (Rd Maintenance)		0.00		0.00		0.00		773.80	
RM019	Ogilvie Road (Rd Maintenance)		0.00		0.00		0.00		7,346.83	
RM020	Dandanning Road (Rd Maintenance)		0.00		0.00		0.00		8,026.28	
RM021	Cookinbin Road (Rd Maintenance)		0.00		0.00		0.00		1,374.13	
RM022	McGregor Road (Rd Maintenance)		0.00		0.00		0.00		1,435.80	
RM023	Jones East Road (Rd Maintenance)		0.00		0.00		0.00		127.11	
RM024	Albert Road (Rd Maintenance)		0.00		0.00		0.00		174.95	
RM025	Kalyanbudding West Road (Rd Maintenance)		0.00		0.00		0.00		70.59	
RM026	Barbalin North Road (Rd Maintenance)		0.00		0.00		0.00		2,166.76	
RM026S	Seaby Road (Rd Maintenance)		0.00		0.00		0.00		1,323.01	
RM027	Barbalin South Road (Rd Maintenance)		0.00		0.00		0.00		1,120.80	
RM028	Barbalin-Koonkoobing Rd Maintenance Exp		0.00		0.00		0.00		170.73	
RM029	Davis Road (Rd Maintenance)		0.00		0.00		0.00		21.20	
RM030	Forty Six Gate Road (Rd Maintenance)		0.00		0.00		0.00		4,061.10	
RM031	Harry Road (Rd Maintenance)		0.00		0.00		0.00		3,083.93	
RM032	Comerford Road (Rd Maintenance)		0.00		0.00		0.00		1,461.82	
RM033	Karomin Road (Rd Maintenance)		0.00		0.00		0.00		2,161.38	
RM034	Harold Road (Rd Maintenance)		0.00		0.00		0.00		743.89	
RM036	Squire Road (Rd Maintenance)		0.00		0.00		0.00		239.71	

**SHIRE OF MUKINBUDIN**  
**SCHEDULE 12 - TRANSPORT**  
**Financial Statement for Period Ended**  
**30 November 2021**

STREETS, ROADS & BRIDGES		Original Budget		Amended Budget		YTD Budget		Actual 30 Nov 2021		Budget Text and Other Information
		Revenue \$	Expenditure \$	Revenue \$	Expenditure \$	Revenue \$	Expenditure \$	Revenue \$	Expenditure \$	
<b>OPERATING EXPENDITURE (Continued)</b>										
2120100	Rural Road Maintenance Op Exp (Continued)									
RM039	Wialki Soak Road (Rd Maintenance) Broomhall Road		0.00		0.00		0.00		580.56	
RM040	Wyoming Trail (Rd Maintenance)		0.00		0.00		0.00		451.08	
RM041	Brandis Road (Rd Maintenance)		0.00		0.00		0.00		348.70	
RM042	Toole Road (Rd Maintenance)		0.00		0.00		0.00		1,172.30	
RM043	Sprigg Road (Rd Maintenance)		0.00		0.00		0.00		21.20	
RM044	Bonnie Rock Tank Road (Rd Maintenance)		0.00		0.00		0.00		21.20	
RM045	Clune Road (Rd Maintenance)		0.00		0.00		0.00		963.13	
RM046	Dootaning Road (Rd Maintenance)		0.00		0.00		0.00		1,202.39	
RM047	Cunderin Road (Rd Maintenance)		0.00		0.00		0.00		3,207.35	
RM048	Copeland North Road (Rd Maintenance)		0.00		0.00		0.00		180.89	
RM049	Manuel Road (Rd Maintenance)		0.00		0.00		0.00		1,899.10	
RM050	Morrison Road (Rd Maintenance)		0.00		0.00		0.00		1,215.86	
RM051	Sevier Road (Rd Maintenance)		0.00		0.00		0.00		301.92	
RM052	Scotsman Road (Rd Maintenance)		0.00		0.00		0.00		1,421.23	
RM053	Adams Road (Rd Maintenance)		0.00		0.00		0.00		37.72	
RM054	Spencers Road (Rd Maintenance)		0.00		0.00		0.00		1,735.38	
RM056	Doig Road (Rd Maintenance)		0.00		0.00		0.00		393.47	
RM074	McInnes Road (Rd Maintenance)		0.00		0.00		0.00		222.15	
RM075	Wattoning West Road (Rd Maintenance)		0.00		0.00		0.00		2,161.67	
RM076	Jones Road (Rd Maintenance)		0.00		0.00		0.00		24.71	
RM077	Wymond Road (Rd Maintenance)		0.00		0.00		0.00		1,198.35	
RM078	Milne Road (Rd Maintenance)		0.00		0.00		0.00		917.18	
RM079	Miguel East Road (Rd Maintenance)		0.00		0.00		0.00		1,008.66	
RM080	Stockton Road (Rd Maintenance)		0.00		0.00		0.00		600.13	
RM081	Dease Road (Rd Maintenance)		0.00		0.00		0.00		1,028.04	
RM082	Connell Road (Rd Maintenance)		0.00		0.00		0.00		1,296.68	
RM083	Mott Road (Rd Maintenance)		0.00		0.00		0.00		513.91	
RM086	Lavery Road (Rd Maintenance)		0.00		0.00		0.00		679.62	
RM088	Koonkoobing Road (Rd Maintenance)		0.00		0.00		0.00		635.68	

**SHIRE OF MUKINBUDIN**  
**SCHEDULE 12 - TRANSPORT**  
**Financial Statement for Period Ended**  
**30 November 2021**

STREETS, ROADS & BRIDGES		Original Budget		Amended Budget		YTD Budget		Actual 30 Nov 2021		Budget Text and Other Information
		Revenue \$	Expenditure \$	Revenue \$	Expenditure \$	Revenue \$	Expenditure \$	Revenue \$	Expenditure \$	
<b>OPERATING EXPENDITURE (Continued)</b>										
2120100	Rural Road Maintenance Op Exp (Continued)									
RM089	Andrews Road East (Rd Maintenance)		0.00		0.00		0.00		1,357.28	
RM092	Wundowlin Road (Rd Maintenance)		0.00		0.00		0.00		61.05	
RM093	Quanta Cutting-Weira Road (Rd Maintenance)		0.00		0.00		0.00		1,885.26	
RM094	Elsewhere Road (Rd Maintenance)		0.00		0.00		0.00		757.42	
RM095	Copeland South Road (Rd Maintenance)		0.00		0.00		0.00		1,445.68	
RM096	Forest Avenue (Rd Maintenance)		0.00		0.00		0.00		215.82	
RM097	Borlase Road (Rd Maintenance)		0.00		0.00		0.00		539.05	
RM099	Nicol Road (Rd Maintenance)		0.00		0.00		0.00		1,331.36	
RM104	Jamieson Road (Rd Maintenance)		0.00		0.00		0.00		412.59	
RM106	Dead Horse Hill Road (Rd Maintenance)		0.00		0.00		0.00		917.10	
RM107	Koorda-Bullfinch Rd (M40) (Rd Maintenance)		0.00		0.00		0.00		3,707.76	
RM108	Kununoppin-Mukinbudin Road (Rd Maintenance)		0.00		0.00		0.00		2,158.65	
RM109	Mukinbudin-Bonnie Rock Road (Rd Maintenance)		0.00		0.00		0.00		15,099.62	
RM110	Mukinbudin-Wialki Road (Rd Maintenance)		0.00		0.00		0.00		21,834.73	
RM111	Driscoll Road (Rd Maintenance)		0.00		0.00		0.00		5.09	
RM112	Percy Road Maintenance - Op Exp		0.00		0.00		0.00		4.28	
RM140	Williams Road (Rd Maintenance) - Op Exp		0.00		0.00		0.00		368.94	
RM998	Road Maintenance - General Rural Exp (Non road specific costs only)		460,000.00		460,000.00		191,650.00		10,519.50	▼ - Important: Only book costs to this job that can not be booked to a specific road. Employee Costs - Salaries \$89,134. Contractors \$125,942. Materials/Stock \$37,000. Water \$5,000. Labour Overheads \$112,796. Plant Operating Costs \$90,128.
TCM001	Traffic Counter Management		2,000.00		2,000.00		820.00		1,861.60	Employee Costs - Salaries \$618. Contractors \$149. Materials/Stock \$200. Labour Overheads \$783. Plant Operating Costs \$250.
	<u>Subtotal Rural Road Maintenance</u>		<u>462,000.00</u>		<u>462,000.00</u>		<u>192,470.00</u>		<u>196,973.35</u>	
2120101	Townsite Road Maintenance Op Exp									
RM057	Maddock Street (Rd Maintenance)		0.00		0.00		0.00		2,352.23	
RM059	Cruickshank Road (Rd Maintenance)		0.00		0.00		0.00		682.03	
RM060	Lansdell Street (Rd Maintenance)		0.00		0.00		0.00		329.89	
RM061	Shadbolt St		0.00		0.00		0.00		3,723.84	
RM062	White Street (Rd Maintenance)		0.00		0.00		0.00		1,089.33	
RM063	Ferguson Street (Rd Maintenance)		0.00		0.00		0.00		46.36	
RM068	Strugnell Street (Rd Maintenance)		0.00		0.00		0.00		508.64	
RM069	Clamp Street (Rd Maintenance)		0.00		0.00		0.00		213.67	
RM105	Earl Drive (Rd Maintenance)		0.00		0.00		0.00		971.66	
RM113	Mallee Drive (Rd Maintenance)		0.00		0.00		0.00		38.87	
RM122	Bent Street (Rd Maintenance)		0.00		0.00		0.00		274.79	
RM999	Road Maintenance - General Townsite Exp (Non road specific costs only)		30,000.00		30,000.00		12,490.00		3,971.05	- -Road Maintenance - General Townsite Exp (Non road specific costs only). Only book costs to this job that can not be booked to a specific road; Employee Costs - Salaries \$4,793. Contractors \$11,542. Materials/Stock \$1,000. Labour Overheads \$6,065. Plant Operating Costs \$6,600.
	<u>Subtotal Townsite Road Maintenance</u>		<u>30,000.00</u>		<u>30,000.00</u>		<u>12,490.00</u>		<u>14,202.36</u>	

**SHIRE OF MUKINBUDIN**  
**SCHEDULE 12 - TRANSPORT**  
**Financial Statement for Period Ended**  
**30 November 2021**

STREETS, ROADS & BRIDGES		Original Budget		Amended Budget		YTD Budget		Actual 30 Nov 2021		Budget Text and Other Information
		Revenue \$	Expenditure \$	Revenue \$	Expenditure \$	Revenue \$	Expenditure \$	Revenue \$	Expenditure \$	
<b>OPERATING EXPENDITURE (Continued)</b>										
2120102	Flood Damage Maintenance									
FDM007	Nungarin North Rd Flood Damage Maint - Op Exp		29,928.00		29,928.00		12,470.00		28,517.66	▲ - Flood Damage Repairs Reconstruct Floodway SLKs 1.26 to SLK 1.37, Grading SLKS 5.77,7.35, and 8.55 -Contractors & Consultants \$29,928.
FDM013	Lake Brown South Road Flood Damage Maint - Op Exp		2,413.00		2,413.00		1,005.00		2,150.59	- Flood Damage Repair works; Silt/Debris removal SLKs 2.19, Grading SLKS 5.77,7.35, and 8.55 -Contractors & Consultants \$2,413.
FDM028	Barbalin-Koonkoobing Rd Flood Damage Maint - Op Exp		53,185.00		53,185.00		17,550.00		45,915.90	▲ - Flood Damage Repair works; Silt/Debris removal and reconstruct floodway SLK 0.48 to SLK 8.08 -Contractors & Consultants \$53,185.
FDM021	Cookinbin Road Flood Damage Maint- Op Exp		41,435.00		41,435.00		13,672.00		41,676.10	▲ - Flood Damage Repair works; Silt/Debris removal and Gravel Resheet SLK 3.6 to SLK 7.8 -Contractors & Consultants \$41,435.
FDM108	Flood Damage Maintenance - Kununoppin- Mukinbudin Rd		0.00		0.00		0.00		35.28	
FDM033	Karomin Road Flood Damage Maint - Op Exp		875.00		875.00		288.00		824.59	- Flood Damage Repair works; Silt/Debris removal SLK 0.28 to SLK 3.87 -Contractors & Consultants \$875.
FDM01	General Flood Damage Maintenance Exp & Budget (Non road specific costs only)		10,000.00		10,000.00		8,395.00		0.00	Employee Costs - Salaries \$2,783. Contractors \$1,695. Labour Overheads \$3,522. Plant Operating Costs \$2,000.
	<u>Subtotal Flood Damage Maintenance</u>		<u>137,836.00</u>		<u>137,836.00</u>		<u>53,380.00</u>		<u>119,120.12</u>	▲
2120103	Roads/Street Cleaning									
SWEEP	Roads/Street Cleaning - Op Exp		6,500.00		6,500.00		2,700.00		2,430.96	Employee Costs - Salaries \$124. Contractors \$5,619. Materials/Stock \$500. Labour Overheads \$157. Plant Operating Costs \$100.
2120104	Street Trees & Watering									
TREES	Street Trees & Watering - Op Exp		10,000.00		10,000.00		3,297.00		2,183.67	Employee Costs - Salaries \$3,092. Contractors \$795. Materials/Stock \$750. Water \$100. Labour Overheads \$3,913. Plant Operating Costs \$1,350.
2120105	Street Trees Pruning & Tree Lopping									
PRUNE	Street Trees Pruning & Tree Lopping - Op Exp		9,000.00		9,000.00		1,330.00		275.74	Employee Costs - Salaries \$1,237. Contractors \$5,798. Labour Overheads \$1,565. Plant Operating Costs \$400.
2120106	Traffic Signs/Equipment (Safety)									
SIGNS	Traffic Signs/Equipment (Safety)		25,000.00		25,000.00		10,400.00		5,926.93	- Important; Only book signs to this job that can not be booked to a specific roads. - Employee Costs - Salaries & Wages \$1,391. - Contractors for the delivery of signs, poles and general signage \$1,748 - Purchase cost of signs, poles and general signage \$20,000. - Labour Overheads \$1,761. - Plant Operating Costs \$100.
2120107	Footpath Maintenance									
FPM01	Footpath Maintenance		2,000.00		2,000.00		815.00		774.65	Employee Costs - Salaries \$464. Contractors \$549. Materials/Stock \$200. Labour Overheads \$587. Plant Operating Costs \$200.
2120108	Street Lighting - Operating		14,000.00		14,000.00		5,830.00		9,144.45	- Synergy (Western Power) Street Lighting costs throughout the Shire 2% increase from 2020/21 to 2021/22 \$14,000.

**SHIRE OF MUKINBUDIN**  
**SCHEDULE 12 - TRANSPORT**  
**Financial Statement for Period Ended**  
**30 November 2021**

STREETS, ROADS & BRIDGES		Original Budget		Amended Budget		YTD Budget		Actual 30 Nov 2021		Budget Text and Other Information
		Revenue \$	Expenditure \$	Revenue \$	Expenditure \$	Revenue \$	Expenditure \$	Revenue \$	Expenditure \$	
<b>OPERATING EXPENDITURE (Continued)</b>										
2120109	Road Consultant Exp - Op Exp - Sts, Rds & Bridges		0.00		0.00		0.00		16,330.00	
2120111	General Verge Maintenance & Cleaning - Op Exp - Sts Rds & Bridg									
	VERGE General Verge Maintenance & Cleaning - Op Exp - Sts Rds & Bridg		50,000.00		50,000.00		20,825.00		14,942.56	Employee Costs - Salaries \$19,449. Contractors \$2,688. Materials/Stock \$50. Labour Overheads \$24,613. Plant Operating Costs \$3,200.
2120112	Townscape Maintenance & Operating Exps - Op Exp - Sts Rds & Bridges									
	TSCAPE Townscape Maintenance and Operating Exps - Op Exp - Sts Rds & Bridges		6,500.00		6,500.00		2,700.00		0.00	- Employee Costs - Salaries & Wages \$340. - General Contractors \$630. Main Street Landscape Masterplan \$5,000 - Labour Overheads Allocated \$430. - Plant Operating Costs Allocated \$100.
2120114	Contributions, Donations & Other Transport Related Exp - Op Exp - Sts		6,000.00		6,000.00		0.00		0.00	- Co-funding on the secondary Freight Route Project Development. Subject to a successful application under the Building Better Regions Program.
2120116	Purchase of Land for Roads - Op Exp		9,000.00		9,000.00		2,970.00		0.00	- Purchase of the land, part of Lot A521, at the corner of Bent and Strugnell Sts for the existing road. Costs include subdivision and purchase.
2120192	Depreciation - Roads, Bridges & Depots		1,336,887.00		1,336,887.00		557,035.00		570,230.08	- Depreciation - Ex Asset Register \$1,336,887.
<b>OPERATING REVENUE</b>										
3120100	Regional Road Group Grants (MRWA)	360,848.00		360,848.00		0.00		57,926.14		▼ - Wheatbelt Regional Road Group Grant (Gross up for GST when claiming). \$352,867 for Job RR108 Kununoppin – Mukinbudin Road Renewal. Reconstruction and two coat bitumen seal from SLK 8.76 to 12.76 – Total 4.00 kms.
9304129	Regional Road Group (RRG) Unspent Grants - Current Liability - In addition to the income shown in the above account we have received/invoiced an additional \$86,413.06 making the total received/invoiced \$144,339.20.									
3120101	Direct Road Grant (MRWA)	140,376.00		140,376.00		140,376.00		140,376.00		- MRWA Direct Road Grant 2021/22.
3120102	Roads to Recovery Grant	338,937.00		338,937.00		111,848.00		100,000.00		▲ - 2021/22 allocation \$338,937 including \$48,711 allocated to: Job RR009 Moondon Road Renewal - Cap Exp \$90K. Remaining funds of \$200,226 remain unallocated to a particular job."
9304121	Roads To Recovery Unspent Grants - Current Liability - In addition to the income shown in the above account we have received an additional \$0.00 making the total received \$100,000.00.									
3120105	Roads Flood Damage Income (Excludes GST) - Op Inc	132,271.00		132,271.00		0.00		0.00		- Flood Damage Road Repair Grant, 100% of Preliminaries of \$36,394 plus 75% expenses.
3120117	Footpaths Grants Rec'd Ex GST - Op Inc - Sts Rds & Br	73,969.00		73,969.00		73,967.00		38,179.00		▲ - RLICP Funding (P1C) \$73,969 for Maddock St Footpath Works in Job FPC057.
<b>SUB-TOTAL OPERATING</b>		<b>1,046,401.00</b>	<b>2,104,723.00</b>	<b>1,046,401.00</b>	<b>2,104,723.00</b>	<b>326,191.00</b>	<b>866,242.00</b>	<b>336,481.14</b>	<b>952,534.87</b>	

**SHIRE OF MUKINBUDIN**  
**SCHEDULE 12 - TRANSPORT**  
**Financial Statement for Period Ended**  
**30 November 2021**

STREETS, ROADS & BRIDGES		Original Budget		Amended Budget		YTD Budget		Actual 30 Nov 2021		Budget Text and Other Information
		Revenue \$	Expenditure \$	Revenue \$	Expenditure \$	Revenue \$	Expenditure \$	Revenue \$	Expenditure \$	
<b>CAPITAL EXPENDITURE</b>										
4120140	Townscape Other Infrastructure - Cap Exp - Rds									
IO125	Townscape Other Infrastructure (Main St) - Cap Exp - Rds		10,000.00		10,000.00		8,394.00		0.00	- Street Master Plan Main Street improvements, Street Trees etc. Employee Costs - Salaries \$2,474. Contractors \$1,196. Materials/Stock \$2,500. Labour Overheads \$3,130. Plant Operating Costs \$700.
4120166	Roads Renewal Works - Capital Exp									
RR086	Lavery Road - Cap Exp		17,000.00		17,000.00		16,995.00		10,208.38	- SLK 0.00 to SLK2.50, a total of 2.50 km. Gravel sheet, improve signage and drainage. Funding from council funds. Employee Costs - Salaries \$3,278. Contractors \$2,174. Materials/Stock \$800. Labour Overheads \$4,148. Plant Operating Costs \$6,600.
RR033	Karomin Road - Capital Exp		39,000.00		39,000.00		25,738.00		41,185.89 ▲	-Gravel sheet – SLK 0.00 to 3.87 commencing the intersection with Nungarain North Rd Employee Costs - Salaries \$8,658. Contractors \$1,016. Materials/Stock \$1,870. Labour Overheads \$10,956. Plant Operating Costs \$16,500.
RR024	Albert Road - Capital Exp		20,000.00		20,000.00		6,598.00		3,283.44	- Reconstruct floodway at SLK1.23. Funding from council funds. Employee Costs - Salaries \$3,092. Contractors \$6,995. Materials/Stock \$2,000. Labour Overheads \$3,913. Plant Operating Costs \$4,000.
RR017	Whyte Road - Cap Exp		52,000.00		52,000.00		34,318.00		23,531.14 ▼	- Whyte Road, the entire length of the East West section SLK 0.00 to 4.00, a total of 4 km. Gravel sheet, improve signage and drainage. Funding ???, the remainder council funds. Employee Costs - Salaries \$10,204. Contractors \$3,383. Materials/Stock \$2,500. Labour Overheads \$12,913. Plant Operating Costs \$23,000.
RR016	Copeland Road - Cap Exp		40,000.00		40,000.00		26,396.00		35,649.09	- Copeland Road – SLK 0.00 to SLK 4.00 from the Mukinbudin Walki Rd to the intersection of Copland North Rd Employee Costs - Salaries \$8,163. Contractors \$1,107. Materials/Stock \$2,000. Labour Overheads \$10,330. Plant Operating Costs \$18,400.



**SHIRE OF MUKINBUDIN**  
**SCHEDULE 12 - TRANSPORT**  
**Financial Statement for Period Ended**  
**30 November 2021**

STREETS, ROADS & BRIDGES		Original Budget		Amended Budget		YTD Budget		Actual 30 Nov 2021		Budget Text and Other Information
		Revenue \$	Expenditure \$	Revenue \$	Expenditure \$	Revenue \$	Expenditure \$	Revenue \$	Expenditure \$	
<b>CAPITAL EXPENDITURE (Continued)</b>										
4120166	Roads Renewal Works - Capital Exp (continued)									
RR014	Popes Hill South Road - Cap Exp		11,000.00		11,000.00		10,995.00		11,722.51	- Popes Hill South commencing 1.5km South of the Koorda Bullfinch Rd. SLK 0.00 to 2.00, reconstruct & resheet with 150mm of gravel. Funding ??? remainder council funds. Employee Costs - Salaries \$2,845. Contractors \$505. Materials/Stock \$1,200. Labour Overheads \$3,600. Plant Operating Costs \$2,850.
RR010	Quanta Cutting North Rd Renewal - Cap Exp		35,000.00		35,000.00		34,995.00		34,029.41	- Quanta Cutting Rd commencing 1km North of the Wilgoyne Bin - SLK 10.10 to 13.60, reconstruct & resheet with 150mm of gravel. Funding ??? remainder council funds. Employee Costs - Salaries \$6,957. Contractors \$2,739. Materials/Stock \$1,500. Labour Overheads \$8,804. Plant Operating Costs \$15,000.
RR009	Moondon Road Renewal - Cap Exp		0.00		0.00		0.00		353.81	
RR019	Ogilvie Road Renewal - Cap Exp		0.00		0.00		0.00		908.75	
RR006	Bonnie Rock - Lake Brown Road - Cap Exp		121,000.00		121,000.00		0.00		108,144.99	- Gravel Sheet SLK 27.0 to SLK 35.8 from Graham Rd South to the Ogilvie Rd intereaction Employee Costs - Salaries \$22,262. Contractors \$28,928. Materials/Stock \$5,500. Labour Overheads \$28,174. Plant Operating Costs \$36,136.
RR022	McGregor Road North Section Renewal - Cap Exp		20,000.00		20,000.00		13,198.00		2,343.97	- Reconstruct floodway at SLK13.7. Funding from council funds. Employee Costs - Salaries \$3,092. Contractors \$6,995. Materials/Stock \$2,000. Labour Overheads \$3,913. Plant Operating Costs \$4,000.
RR056	Doig Road Renewal - Cap Exp		0.00		0.00		0.00		325.42	
RR057	Maddock Street Renewal - Cap Exp		0.00		0.00		0.00		21,443.28	
RR059	Cruikshank Road Renewal - Cap Exp		0.00		0.00		0.00		8,388.27	
RR096	Forest Rd Renewal - Cap Exp - Sts & Rds		0.00		0.00		0.00		6,200.24	
RR108	Kununoppin-Mukinbudin Road Renewal (RRG Funded 20-22)- Cap Exp		541,277.00		541,277.00		0.00		86,889.21	- Kununoppin – Mukinbudin Road Renewal. Reconstruction and two coat bitumen seal from SLK 8.76 to 12.76 – Total 4.00 kms. Reconstruction 10meter min Width seal. Funding RRG \$352,867 in Acct
RR110	Mukinbudin Wialki Rd Renewal - Cap Exp		0.00		0.00		0.00		42.73	
RR999	Unallocated Road Capital Expense - Budget Only		241,800.00		241,800.00		0.00		0.00	- Available funds to be allocated to works at council discretion. \$80K is Allocated to Culvert works, \$100K is allocated to Road Works. At least \$58,937 needs be allocated to Roads to Recovery funded works to spend the unallocated grant income and ensure joint funding . Employee Costs - Salaries \$21,830. Contractors \$136,273. Materials/Stock \$28,000. Water \$2,000. Labour Overheads \$27,626. Plant Operating Costs \$26,071.
4120167	Roads (Capital) - Roads to Recovery									
RR005	Mukinbudin North East Rd - Cap Exp		0.00		0.00		0.00		1,336.35	
4120169	Roads (Capital) - Black Spot									
RBS108	Kununoppin-Mukinbudin Road (Blackspot Funded) - Cap Exp		0.00		0.00		0.00		7.53	
	<b>Subtotal All Road Capital Expenditure</b>		<b>1,138,077.00</b>		<b>1,138,077.00</b>		<b>169,233.00</b>		<b>395,994.41</b>	

**SHIRE OF MUKINBUDIN**  
**SCHEDULE 12 - TRANSPORT**  
**Financial Statement for Period Ended**  
**30 November 2021**

<b>STREETS, ROADS &amp; BRIDGES</b>		<b>Original Budget</b>		<b>Amended Budget</b>		<b>YTD Budget</b>		<b>Actual 30 Nov 2021</b>		<b>Budget Text and Other Information</b>
		<b>Revenue</b> \$	<b>Expenditure</b> \$	<b>Revenue</b> \$	<b>Expenditure</b> \$	<b>Revenue</b> \$	<b>Expenditure</b> \$	<b>Revenue</b> \$	<b>Expenditure</b> \$	
<b>CAPITAL EXPENDITURE (Continued)</b>										
4120170	Footpaths Capital Expenditure - Sts Rds & Bridges									
	FPC057 Maddock Street Footpath Construction - Cap Exp - Sts Rds & Bridges		74,000.00		74,000.00		74,000.00		64,649.09	- Footpath construction by Contractors & Consultants at several locations. \$74,000 Funding from LRCIP P1 in Acct 3120117.  - - Transfers to Reserves From Muni Interest \$390. Allocation for future footpath works \$0.
	FPC108 Bent St/Kununoppin-Mukinbudin Rd Footpath Construction - Cap Exp - \$		0.00		0.00		0.00		20,760.00	
4120171	Roads (Capital) - Flood Damage									
4120175	Transfers To Roadworks Reserve		390.00		390.00		160.00		54.55	
<b>SUB-TOTAL CAPITAL</b>		<b>0.00</b>	<b>1,222,467.00</b>	<b>0.00</b>	<b>1,222,467.00</b>	<b>0.00</b>	<b>251,787.00</b>	<b>0.00</b>	<b>481,458.05</b>	
<b>TOTAL - STREETS, ROADS &amp; BRIDGES</b>		<b>1,046,401.00</b>	<b>3,327,190.00</b>	<b>1,046,401.00</b>	<b>3,327,190.00</b>	<b>326,191.00</b>	<b>1,118,029.00</b>	<b>336,481.14</b>	<b>1,433,992.92</b>	

**SHIRE OF MUKINBUDIN**  
**SCHEDULE 12 - TRANSPORT**  
**Financial Statement for Period Ended**  
**30 November 2021**

ROAD PLANT PURCHASES	Original Budget		Amended Budget		YTD Budget		Actual 30 Nov 2021		Budget Text and Other Information
	Revenue \$	Expenditure \$	Revenue \$	Expenditure \$	Revenue \$	Expenditure \$	Revenue \$	Expenditure \$	
<b><u>CAPITAL EXPENDITURE</u></b>									
4120250 Plant & Equipment (Capital) - Road Plant Purchases		45,000.00		45,000.00		45,000.00		46,857.32	- New Additional Dual Cab 4 x 4 (New Plant number P30721) \$45K, (Deleted New 30,000ltr Water Tank Trailer (P15021), Second hand Prime Mover (P14921) for Water Tank Trailer). - - Transfers to Reserves From Muni Interest \$440. Allocation for future plant purchases \$127,120
4120275 Transfer to Plant Reserve - Cap Exp - Rd Plant Purchases		127,560.00		127,560.00		127,560.00		0.68 ▼	
<b>SUB-TOTAL CAPITAL</b>	<b>0.00</b>	<b>172,560.00</b>	<b>0.00</b>	<b>172,560.00</b>	<b>0.00</b>	<b>172,560.00</b>	<b>0.00</b>	<b>46,858.00</b>	
<b>TOTAL - ROAD PLANT PURCHASES</b>	<b>0.00</b>	<b>172,560.00</b>	<b>0.00</b>	<b>172,560.00</b>	<b>0.00</b>	<b>172,560.00</b>	<b>0.00</b>	<b>46,858.00</b>	

**SHIRE OF MUKINBUDIN**  
**SCHEDULE 12 - TRANSPORT**  
**Financial Statement for Period Ended**  
**30 November 2021**

<b>AERODROMES</b>	<b>Original Budget</b>		<b>Amended Budget</b>		<b>YTD Budget</b>		<b>Actual 30 Nov 2021</b>		<b>Budget Text and Other Information</b>
	<b>Revenue \$</b>	<b>Expenditure \$</b>	<b>Revenue \$</b>	<b>Expenditure \$</b>	<b>Revenue \$</b>	<b>Expenditure \$</b>	<b>Revenue \$</b>	<b>Expenditure \$</b>	
<b><u>OPERATING EXPENDITURE</u></b>									
2120300 Airstrip & Grounds Maintenance/Operations									- Employee Costs - Salaries \$1,484. - Contractors \$329. - Materials/Stock \$500. - Insurance - Premiums \$9. - Labour Overheads \$1,878. - Plant Operating Costs \$1,800. - Depreciation - Ex Asset Register \$14,413. - Allocation of 0.25% of Administration costs.
W060 Airstrip & Grounds Maintenance/Operations		6,000.00		6,000.00		2,485.00		3,390.69	
2120492 Depreciation - Aerodromes		14,413.00		14,413.00		6,005.00		6,034.19	
2120499 Administration Allocated		2,367.00		2,367.00		985.00		919.41	
<b>SUB-TOTAL OPERATING</b>	<b>0.00</b>	<b>22,780.00</b>	<b>0.00</b>	<b>22,780.00</b>	<b>0.00</b>	<b>9,475.00</b>	<b>0.00</b>	<b>10,344.29</b>	
<b><u>CAPITAL EXPENDITURE</u></b>									
4120460 Infrastructure Other (Capital) - Aerodromes									
<b>SUB-TOTAL CAPITAL</b>	<b>0.00</b>	<b>0.00</b>	<b>0.00</b>	<b>0.00</b>	<b>0.00</b>	<b>0.00</b>	<b>0.00</b>	<b>0.00</b>	
<b>TOTAL - AERODROMES</b>	<b>0.00</b>	<b>22,780.00</b>	<b>0.00</b>	<b>22,780.00</b>	<b>0.00</b>	<b>9,475.00</b>	<b>0.00</b>	<b>10,344.29</b>	

**SHIRE OF MUKINBUDIN**  
**SCHEDULE 12 - TRANSPORT**  
**Financial Statement for Period Ended**  
**30 November 2021**

TRANSPORT LICENCING	Original Budget		Amended Budget		YTD Budget		Actual 30 Nov 2021		Budget Text and Other Information
	Revenue \$	Expenditure \$	Revenue \$	Expenditure \$	Revenue \$	Expenditure \$	Revenue \$	Expenditure \$	
<b>OPERATING EXPENDITURE</b>									
2120500 Training and Accommodation - Licensing		3,000.00		3,000.00		1,250.00		1,215.45	- Training And Accommodation - Licensing
2120501 Telephone & Other Op Expenses - Licensing		0.00		0.00		0.00		19.76	
2120599 Administration Allocated		23,670.00		23,670.00		9,860.00		9,194.14	- Allocation of 2.5% of Administration costs.
<b>OPERATING REVENUE</b>									
3120500 Sale of Shire Plates	400.00		400.00		165.00		45.45		- Sale Of Shire Plates
3120501 Commissions - Licensing	18,000.00		18,000.00		7,500.00		6,830.61		- DPI Licensing Commissions
3120502 Reimbursements - Licensing	3,000.00		3,000.00		1,250.00		1,585.39		- Reimbursements - Licensing
<b>SUB-TOTAL OPERATING</b>	<b>21,400.00</b>	<b>26,670.00</b>	<b>21,400.00</b>	<b>26,670.00</b>	<b>8,915.00</b>	<b>11,110.00</b>	<b>8,461.45</b>	<b>10,429.35</b>	
<b>CAPITAL EXPENDITURE</b>									
<b>CAPITAL REVENUE</b>									
<b>SUB-TOTAL CAPITAL</b>	<b>0.00</b>	<b>0.00</b>	<b>0.00</b>	<b>0.00</b>	<b>0.00</b>	<b>0.00</b>	<b>0.00</b>	<b>0.00</b>	
<b>TOTAL - TRANSPORT LICENCING</b>	<b>21,400.00</b>	<b>26,670.00</b>	<b>21,400.00</b>	<b>26,670.00</b>	<b>8,915.00</b>	<b>11,110.00</b>	<b>8,461.45</b>	<b>10,429.35</b>	

**SHIRE OF MUKINBUDIN**  
**SCHEDULE 13 - ECONOMIC SERVICES**  
**Financial Statement for Period Ended**  
**30 November 2021**

PROGRAMME SUMMARY	Original Budget		Amended Budget		YTD Budget		Actual 30 Nov 2021		Budget Text and Other Information
	Revenue \$	Expenditure \$	Revenue \$	Expenditure \$	Revenue \$	Expenditure \$	Revenue \$	Expenditure \$	
<b>OPERATING EXPENDITURE</b>									
Rural Services		8,867.00		8,867.00		6,438.00		15,491.99	
Tourism and Area Promotion		321,102.00		321,102.00		137,283.00		156,073.53	▲ Significant components of this are the Caravain Park Operating Expenses that have increased in line with the increased income and a faster than expected expenditure on Wheatbelt Way activities.
Building Control		19,134.00		19,134.00		7,970.00		7,616.09	
Economic Development		5,767.00		5,767.00		2,671.00		1,758.29	
Other Economic Services		54,336.00		54,336.00		23,776.00		52,726.31	▲ Additional standpipe water expenses and return of \$10,000 of the unspent Department Of Water And Environmental Regulation grant.
<b>OPERATING REVENUE</b>									
Tourism and Area Promotion	224,706.00		224,706.00		93,620.00		124,875.32		▼ Overall Caravan Park income is greater than expected.
Building Control	1,600.00		1,600.00		540.00		291.65		
Economic Development	8,745.00		8,745.00		3,640.00		3,183.61		
Other Economic Services	288,672.00		288,672.00		9,855.00		16,682.39		Recognition of the Department Of Water And Environmental Regulation Grant of \$100k for CWSP - Recovering Barbarling Rock Catchment & Dam - Community Water Supply Project This grant was not spent in 2020-2021 and was journalled to a Unspent Grants liability account.
<b>SUB-TOTAL OPERATING</b>	<b>523,723.00</b>	<b>409,206.00</b>	<b>523,723.00</b>	<b>409,206.00</b>	<b>107,655.00</b>	<b>178,138.00</b>	<b>145,032.97</b>	<b>233,666.21</b>	
<b>CAPITAL EXPENDITURE</b>									
Tourism and Area Promotion		7,223.00		7,223.00		3,611.00		3,597.51	
Other Economic Services		274,371.00		274,371.00		4,685.00		10,625.28	Expenditure of the Department Of Water And Environmental Regulation Grant of \$100k for CWSP - Recovering Barbarling Rock Catchment & Dam - Community Water Supply Project and Café loan principal repayments. The majority of the income relates to the return of part of the unspent Department Of Water And Environmental Regulation grant which then expensed as an operating expense.
<b>SUB-TOTAL CAPITAL</b>	<b>0.00</b>	<b>281,594.00</b>	<b>0.00</b>	<b>281,594.00</b>	<b>0.00</b>	<b>8,296.00</b>	<b>0.00</b>	<b>14,222.79</b>	
<b>TOTAL - PROGRAMME SUMMARY</b>	<b>523,723.00</b>	<b>690,800.00</b>	<b>523,723.00</b>	<b>690,800.00</b>	<b>107,655.00</b>	<b>186,434.00</b>	<b>145,032.97</b>	<b>247,889.00</b>	

**SHIRE OF MUKINBUDIN**  
**SCHEDULE 13 - ECONOMIC SERVICES**  
**Financial Statement for Period Ended**  
**30 November 2021**

RURAL SERVICES	Original Budget		Amended Budget		YTD Budget		Actual 30 Nov 2021		Budget Text and Other Information
	Revenue \$	Expenditure \$	Revenue \$	Expenditure \$	Revenue \$	Expenditure \$	Revenue \$	Expenditure \$	
<b>OPERATING EXPENDITURE</b>									
2130100 Noxious Weed Control									- Employee Costs - Salaries \$2,474. - Contractors \$231. - Materials/Stock \$200. - Labour Overheads \$3,130. - Plant Operating Costs \$465.  - Allocation of 0.25% of Administration costs.
WEEDS Noxious Weed Control - Op Exp		6,500.00		6,500.00		5,453.00		14,072.58	
2130103 Rural Counselling Service		0.00		0.00		0.00		500.00	
2130199 Administration Allocated		2,367.00		2,367.00		985.00		919.41	
<b>OPERATING REVENUE</b>									
<b>SUB-TOTAL OPERATING</b>	<b>0.00</b>	<b>8,867.00</b>	<b>0.00</b>	<b>8,867.00</b>	<b>0.00</b>	<b>6,438.00</b>	<b>0.00</b>	<b>15,491.99</b>	
<b>CAPITAL EXPENDITURE</b>									
<b>CAPITAL REVENUE</b>									
<b>SUB-TOTAL CAPITAL</b>	<b>0.00</b>	<b>0.00</b>	<b>0.00</b>	<b>0.00</b>	<b>0.00</b>	<b>0.00</b>	<b>0.00</b>	<b>0.00</b>	
<b>TOTAL - RURAL SERVICES</b>	<b>0.00</b>	<b>8,867.00</b>	<b>0.00</b>	<b>8,867.00</b>	<b>0.00</b>	<b>6,438.00</b>	<b>0.00</b>	<b>15,491.99</b>	

**SHIRE OF MUKINBUDIN**  
**SCHEDULE 13 - ECONOMIC SERVICES**  
**Financial Statement for Period Ended**  
**30 November 2021**

TOURISM & AREA PROMOTION	Original Budget		Amended Budget		YTD Budget		Actual 30 Nov 2021		Budget Text and Other Information
	Revenue \$	Expenditure \$	Revenue \$	Expenditure \$	Revenue \$	Expenditure \$	Revenue \$	Expenditure \$	
<b>OPERATING EXPENDITURE</b>									
2130204 Caravan Park General Maintenance/Operations									- Employee Costs - Salaries (Additional Cleaners) \$12,059. -- Annual Testing and Certification of Dump point \$250. Rubbish Bins x 6 @ \$113 \$678. Recycling Bins x 6 @ \$104 \$624. Breakdowns and other expenses \$60. Total Contractors & Consultants \$1,612.
BO370 Caravan Park General Operation Expenses		60,000.00		60,000.00		25,824.00		46,979.35	- Materials/Stock, replacement building fittings and equipment \$8,000. - Telephone Office 9047 1103 & Mgr Mobile 0429 471 103 Telstra \$1,000, Wallis Wireless Link \$0 (Not Required), MS & EOA Lic \$137, Aussie BB \$984, Managed support \$1,188. and other communication expenses \$500. Total Communication Expenses Telephone, Data and Other \$3,809. - Electricity \$14,500. - -LP Gas 45kg bottles rental x 4 \$320 and LPG Gas consumption for Kitchen, CVP and BBQ -\$120. Total gas cost \$200. - Utilites Water & Trade Waste charges \$3,000. - Insurance - Premiums \$1,454. - Labour Overheads (Additional Cleaners) \$15,261. - Plant Operating \$105.
BM370 Caravan Park General Facilities - Building Maintenance		13,000.00		13,000.00		5,405.00		7,919.07	- Employee Costs - Salaries \$2,783. - Breakdowns and other expenses \$2,695. \$2,300 for Storeroom upgrade. Total Contractors \$4,995. - Materials/Stock . Replacement building fittings and equipment \$1,400. - Labour Overheads \$3,522. - Plant Operating Costs \$300. - Employee Costs - Salaries \$3,092.
GM370 Caravan Park General Facilities - Grounds Maintenance		15,000.00		15,000.00		6,235.00		7,714.70	- General grounds maintenance expenses \$3,095. (Deleted - \$4,200 for Solar Lights.) Total Contractors \$7,295. - Materials/Stock, replacement building fittings and equipment \$200. - Labour Overheads \$3,913. - Plant Operating Costs \$500.
2130206 Barrack Cabins Building Operations									- Contractors \$21.
BO315 Barrack Cabins Building Operations		250.00		250.00		233.00		229.00	- Insurance - Premiums \$229.
2130207 Barrack Cabins Building Maintenance									- Employee Costs - Salaries \$309.
BM315 Barrack Cabins Building Maintenance		1,500.00		1,500.00		615.00		87.67	- Contractors \$600. - Materials/Stock \$200. - Labour Overheads \$391.



**SHIRE OF MUKINBUDIN**  
**SCHEDULE 13 - ECONOMIC SERVICES**  
**Financial Statement for Period Ended**  
**30 November 2021**

TOURISM & AREA PROMOTION		Original Budget		Amended Budget		YTD Budget		Actual 30 Nov 2021		Budget Text and Other Information
		Revenue \$	Expenditure \$	Revenue \$	Expenditure \$	Revenue \$	Expenditure \$	Revenue \$	Expenditure \$	
<b>OPERATING EXPENDITURE (Continued)</b>										
2130210	Park Units (Self Contained) Building Operations									
BO320	Park Units (Self Contained) Building Operations		600.00		600.00		470.00		391.00	Employee Costs - Salaries \$62. Contractors \$69. Insurance - \$391. Labour Overheads \$78.
2130211	Park Units (Self Contained) Building Maintenance									
BM320	Park Units (Self Contained) Building Maintenance		7,000.00		7,000.00		2,434.00		915.94	- Employee Costs - Salaries \$680. - Contractors (Deleted \$5,100 for package air conditioner replacements and patch holes \$2,600. Deleted \$7,600 for internal wall lining with hardigroove to all 3 units.) Other contractor work \$5,189 - Materials/Stock \$250. - Labour Overheads \$861. - Plant Operating Costs \$20.
2130218	Caravan Park House "Wattoning" - 22 Earl Drive Maint and Operating Exp									
BO322	Caravan Park House "Wattoning" 22 Earl Drive Operating Exp - Tour & Area Prom		1,000.00		1,000.00		547.00		256.36	Contractors \$575. Materials/Stock \$100. Insurance - Premiums \$237. Statutory Fees and Taxes \$88.
BM322	Caravan Park House "Wattoning" 22 Earl Drive Building Maintenance Exp - Tour & Area Prom		1,000.00		1,000.00		410.00		0.00	Employee Costs - Salaries \$155. Contractors \$589. Labour Overheads \$196. Plant Operating Costs \$60.
GM322	Caravan Park House "Wattoning" 22 Earl Drive Grounds Maintenance Exp - Tour & Area Prom		500.00		500.00		200.00		0.00	Employee Costs - Salaries \$155. Contractors \$89. Labour Overheads \$196. Plant Operating Costs \$60.
2130228	Short Stay Housing Expenses - Tour & Area Promotion		23,044.00		23,044.00		9,600.00		11,898.67	- Short Stay, 8 Lansdell St & 25 Cruickshank St House cost recovered - Interest on Loan 127: Payment 2 - 10/09/2021 \$899.01 Payment 3 - 10/03/2022 \$871.24 - WATC Loan 127 Guarantee Fee. To 31/12/2021 \$409.29 and to 30/6/2022 \$404.12 --Caravan Park Staff Salaries \$87,734.
2130212	Interest on Loan 127 Caravan Park "Wattoning Villa" House - 22 Earl Drive		2,583.00		2,583.00		885.00		899.01	- -Contract Relief Caravan Park staff at \$32 per hour for 5 weeks annual leave, 10 days personal leave and 20 RDO weekends \$14,080. - Caravan Park Manager Superannuation Super Guarantee 9.5% and council contribution.
2130214	Caravan Park Salaries		101,814.00		101,814.00		42,420.00		29,888.00	- Includes Caravan Park staff Service Allowance \$1,300. Caravan Park staff MBL Allowance \$1,560. Caravan Park staff Accommodation Allowance \$2,080
2130215	Caravan Park Superannuation		9,300.00		9,300.00		3,875.00		4,084.90	- Caravan Park Manager Superannuation Super Guarantee 9.5% and council contribution.
2130216	Caravan Park Manager Allowances		4,940.00		4,940.00		2,055.00		1,870.00	
2130220	Caravan Park Workers Compensation		2,570.00		2,570.00		1,070.00		2,563.55	- Caravan Park Manager Workers Compensation
2130230	Minor Assets Purchases-Furniture,Linen,Utensils etc-Cara Park-Tour		8,000.00		8,000.00		3,330.00		2,645.91	- General Minor assets, tools, mobile phones & portable devices, equipment, furniture, linen etc \$8K. Deleted \$3K for sofas for units.
2130293	Caravan Park Motor Vehicle Expenses Allocated		2,594.00		2,594.00		1,080.00		1,341.45	- Caravan Park Plant and Motor Vehicle Expenses Alloc from Plant Mtce Budget \$2,594.
	<b>Subtotal Caravan Park Operations</b>		<b>254,695.00</b>		<b>254,695.00</b>		<b>106,688.00</b>		<b>119,684.58</b>	

**SHIRE OF MUKINBUDIN**  
**SCHEDULE 13 - ECONOMIC SERVICES**  
**Financial Statement for Period Ended**  
**30 November 2021**

TOURISM & AREA PROMOTION		Original Budget		Amended Budget		YTD Budget		Actual 30 Nov 2021		Budget Text and Other Information
		Revenue \$	Expenditure \$	Revenue \$	Expenditure \$	Revenue \$	Expenditure \$	Revenue \$	Expenditure \$	
<b>OPERATING EXPENDITURE (Continued)</b>										
2130209	Tourist Information Bay/Hut Expenditure									
W075	Tourist Information Bay/Hut Maintenance/Operations		3,600.00		3,600.00		1,485.00		1,017.08	- Employee Costs - Salaries \$1,391. - Contractors \$248. - Materials/Stock \$100. - Labour Overheads \$1,761. - Plant Operating Costs \$100.
2130219	Wheatbelt Way - Op Exp									
W079	Wheatbelt Way Annual Budget General Exp (Book costs at specific location to the location) - Op Exp		4,200.00		4,200.00		1,740.00		3,451.14	- Employee Costs - Salaries \$1,546. - Contractors \$297. - Materials/Stock \$100. - Labour Overheads \$1,957. - Plant Operating Costs \$300.
W080	WW - Weira Maintenance/Operations		60.00		60.00		25.00		822.89	- Contractors \$60.
W081	WW - Wattoning Historical Site Maintenance/Operations Exps - Tour & Area Prom		40.00		40.00		22.00		19.85	- Contractors \$28. - Insurance - \$12.
W082	WW - Beringbooding Maintenance/Operations		50.00		50.00		20.00		804.06	- Contractors \$50.
	Subtotal Wheatbelt Way - Op Exp		<u>4,350.00</u>		<u>4,350.00</u>		<u>1,807.00</u>		<u>5,097.94</u>	- Upgrade of Tourist Signage Inc \$2,400 Carry Over. - Caravaning Australia Advert Winter \$350 and other & Subscriptions, Publications, Legislation Totaling \$500. - Australia's Golden Outback Subscription \$2,500, Newtravel Membership \$2,000 & Other Wheatbelt way and regional marketing \$1,600 Advertising \$6,100.
2130202	Tourism & Area Promotion & Caravan Park Other Exp- Op Exp - T &		11,600.00		11,600.00		7,178.00		8,467.01	
2130203	Entry Statement Maintenance									
W065	Entry Statement Maintenance		100.00		100.00		40.00		0.00	- Contractors \$100.
2130225	Tourist Signage - Op Exp - Tourism & Area Promotion		2,630.00		2,630.00		1,095.00		0.00	- Signaging for Rock in conjunction with Shire of Westonia & NEWTravel - Shire Annual contribution to NEW Travel group Contribution for Promotional material and marketing contribution \$2,500.
2130217	New Travel Annual Contribution		2,500.00		2,500.00		1,650.00		3,900.00	
2130292	Depreciation - Tourism & Area Promotion		13,223.00		13,223.00		5,505.00		6,873.95	- Depreciation - Ex Asset Register \$13,223.
2130299	Administration Allocated		28,404.00		28,404.00		11,835.00		11,032.97	- Allocation of 3% of Administration costs.

**SHIRE OF MUKINBUDIN**  
**SCHEDULE 13 - ECONOMIC SERVICES**  
**Financial Statement for Period Ended**  
**30 November 2021**

TOURISM & AREA PROMOTION		Original Budget		Amended Budget		YTD Budget		Actual 30 Nov 2021		Budget Text and Other Information
		Revenue \$	Expenditure \$	Revenue \$	Expenditure \$	Revenue \$	Expenditure \$	Revenue \$	Expenditure \$	
<b>OPERATING REVENUE</b>										
3130200	Caravan Park Fees - Op Inc - Tourism & Area Prom	52,000.00		52,000.00		21,665.00		38,463.33		- Total Fees & Charges - Rental/Lease/Hire Income \$52,000 Fees for Caravan Bays \$48,802. - Income from use of washing machines and dryers in Laundry - Fees for Caravan Park Cabins - Fees for Self Contained Park units - Short Stay, 8 Lansdell St & 25 Cruickshank St Houses Income recognised - Sundry Donations in Donation Box - Fees and changes from "Wattoning" (22 Earl Drive) - Food Sales
3130201	Caravan Park Coin Op Wash Mach Income	2,500.00		2,500.00		1,040.00		1,461.82		
3130202	Barracks Cabins Fees - Op Inc - Tourism & Area Pro	23,000.00		23,000.00		9,580.00		10,616.47		
3130203	Park Unit (Self Contained) Fees - Op Inc - Tourism &	75,000.00		75,000.00		31,250.00		34,427.99		
3130204	Short Stay House Rental Income - Tour & Area Pron	56,006.00		56,006.00		23,335.00		27,061.74		
3130205	Contributions & Donations - Op Inc - Tourism & Area	300.00		300.00		125.00		255.82		
3130208	Caravan Park Wattoning Villa - 22 Earl Drive Income	15,000.00		15,000.00		6,250.00		12,588.15		
3130210	Other Income Relating to Tourism & Area Promotion	900.00		900.00		375.00		0.00		
<b>SUB-TOTAL OPERATING</b>		<b>224,706.00</b>	<b>321,102.00</b>	<b>224,706.00</b>	<b>321,102.00</b>	<b>93,620.00</b>	<b>137,283.00</b>	<b>124,875.32</b>	<b>156,073.53</b>	
<b>CAPITAL EXPENDITURE</b>										
4130250	Building (Capital) - Tourism & Area Promotion									- Principal Loan 127: 22 Earl Drive Caravan Park House Payment 2 - 10/9/2021 \$3,597.51; Payment 3 - 10/03/2022 \$3,625.28
4130260	Infrastructure Other (Capital) - Tourism & Area Promotion									
4130270	Principal on Loan 127 - Caravan Park House - "Wattoning" - 22 Earl		7,223.00		7,223.00		3,611.00		3,597.51	
<b>SUB-TOTAL CAPITAL</b>		<b>0.00</b>	<b>7,223.00</b>	<b>0.00</b>	<b>7,223.00</b>	<b>0.00</b>	<b>3,611.00</b>	<b>0.00</b>	<b>3,597.51</b>	
<b>TOTAL - TOURISM &amp; AREA PROMOTION</b>		<b>224,706.00</b>	<b>328,325.00</b>	<b>224,706.00</b>	<b>328,325.00</b>	<b>93,620.00</b>	<b>140,894.00</b>	<b>124,875.32</b>	<b>159,671.04</b>	

**SHIRE OF MUKINBUDIN**  
**SCHEDULE 13 - ECONOMIC SERVICES**  
**Financial Statement for Period Ended**  
**30 November 2021**

<b>BUILDING CONTROL</b>	<b>Original Budget</b>		<b>Amended Budget</b>		<b>YTD Budget</b>		<b>Actual 30 Nov 2021</b>		<b>Budget Text and Other Information</b>
	<b>Revenue</b>	<b>Expenditure</b>	<b>Revenue</b>	<b>Expenditure</b>	<b>Revenue</b>	<b>Expenditure</b>	<b>Revenue</b>	<b>Expenditure</b>	
	<b>\$</b>	<b>\$</b>	<b>\$</b>	<b>\$</b>	<b>\$</b>	<b>\$</b>	<b>\$</b>	<b>\$</b>	
<b><u>OPERATING EXPENDITURE</u></b>									
2130304 Contract Building Control Services		14,400.00		14,400.00		6,000.00		5,777.27	- Contract EHO/BS \$2,000 per month 40% Health 60% Building
2130399 Administration Allocated		4,734.00		4,734.00		1,970.00		1,838.82	- Allocation of 0.5% of Administration costs.
<b><u>OPERATING REVENUE</u></b>									
3130300 Building Permit Fees	1,200.00		1,200.00		500.00		281.65		- Building permits and other fees.
3130301 Commission - BRB & BCITF	100.00		100.00		40.00		10.00		- Commision on Collection of BSL fees
3130302 Private S/Pool Inspection Fees	300.00		300.00		0.00		0.00		- Swimming Pools Inspection fees
<b>SUB-TOTAL OPERATING</b>	<b>1,600.00</b>	<b>19,134.00</b>	<b>1,600.00</b>	<b>19,134.00</b>	<b>540.00</b>	<b>7,970.00</b>	<b>291.65</b>	<b>7,616.09</b>	
<b>TOTAL - BUILDING CONTROL</b>	<b>1,600.00</b>	<b>19,134.00</b>	<b>1,600.00</b>	<b>19,134.00</b>	<b>540.00</b>	<b>7,970.00</b>	<b>291.65</b>	<b>7,616.09</b>	

**SHIRE OF MUKINBUDIN**  
**SCHEDULE 13 - ECONOMIC SERVICES**  
**Financial Statement for Period Ended**  
**30 November 2021**

ECONOMIC DEVELOPMENT	Original Budget		Amended Budget		YTD Budget		Actual 30 Nov 2021		Budget Text and Other Information
	Revenue \$	Expenditure \$	Revenue \$	Expenditure \$	Revenue \$	Expenditure \$	Revenue \$	Expenditure \$	
<b>OPERATING EXPENDITURE</b>									
2130501 Industrial Units Building Operations									
BO335 Industrial Unit (Lot 164 Strugnell) Building Operations		2,100.00		2,100.00		1,161.00		838.88	- Contractors Total \$374. Rubbish Bin \$113, Recycling Bin \$104 & Other Exp \$157. - Electricity \$900. - Water rates \$273 and consumption \$57. - Insurance - Premiums \$408. - ESL Category 5 \$88
2130502 Industrial Units Building & Grounds Maintenance									
BM335 Industrial Unit (Lot 164 Strugnell) Building Maintenance		800.00		800.00		325.00		0.00	- Employee Costs - Salaries \$247. - Contractors \$160. - Labour Overheads \$313. - Plant Operating Costs \$80. - Employee Costs - Salaries \$155.
GM335 Industrial Unit (Lot 64 Strugnell St) Grounds Maintenance		500.00		500.00		200.00		0.00	- Contractors \$89. - Labour Overheads \$196. - Plant Operating Costs \$60.
2130599 Administration Allocated		2,367.00		2,367.00		985.00		919.41	- Allocation of 0.25% of Administration costs.
<b>OPERATING REVENUE</b>									
3130507 Income - Industrial Units - Op Inc - Eco Dev	8,745.00		8,745.00		3,640.00		3,183.61		- Industrial unit rental income excluding GST \$168.18 per week
<b>SUB-TOTAL OPERATING</b>	<b>8,745.00</b>	<b>5,767.00</b>	<b>8,745.00</b>	<b>5,767.00</b>	<b>3,640.00</b>	<b>2,671.00</b>	<b>3,183.61</b>	<b>1,758.29</b>	
<b>TOTAL - ECONOMIC DEVELOPMENT</b>	<b>8,745.00</b>	<b>5,767.00</b>	<b>8,745.00</b>	<b>5,767.00</b>	<b>3,640.00</b>	<b>2,671.00</b>	<b>3,183.61</b>	<b>1,758.29</b>	

**SHIRE OF MUKINBUDIN**  
**SCHEDULE 13 - ECONOMIC SERVICES**  
**Financial Statement for Period Ended**  
**30 November 2021**

OTHER ECONOMIC SERVICES		Original Budget		Amended Budget		YTD Budget		Actual 30 Nov 2021		Budget Text and Other Information
		Revenue \$	Expenditure \$	Revenue \$	Expenditure \$	Revenue \$	Expenditure \$	Revenue \$	Expenditure \$	
<b>OPERATING EXPENDITURE</b>										
2130600	Tree Planter Maintenance		2,302.00		2,302.00		955.00		826.41	- Tree Planter expenses (P81 and P365) - Servicing repairs Insurance costs allocated \$2,302.
2130601	Community Bus Expenses Allocated		1,939.00		1,939.00		805.00		1,893.11	- Community Bus Expenses (P281) - Fuel and Servicing repairs Insurance \$1,939.
2130603	Standpipe Maintenance/Inspections/Operations									- Employee Costs - Salaries \$155. - Contractors \$252.
W090	Standpipe Maintenance/Inspection/Operations		5,000.00		5,000.00		2,131.00		12,651.87	- All standpipes to Be locked,minimal water consumption. Water rates \$273 and consumption \$3,727. - Insurance - Premiums for Water tanks and fittings at Strugnell St, Bonnie Rock, Carlton Rd and Mukinbudin-Wialki Road \$97.
2130610	Other Expenditure - Other Economic Services		0.00		0.00		0.00		10,000.00	Return of \$10,000 of the unspent Department Of Water And Environmental Regulation grant.
2130616	Interest on Loan 119 - Muka Cafe		3,643.00		3,643.00		1,821.00		1,664.75	- Interest on Loan 119 Payment 13 due 13/10/2021 \$1,664.75 and Payment 14 due 13/04/2022 \$1,544.73. - WATC Loan 119 Guarantee Fee. To 30/6/2022 \$208.32 and to 31/12/2021 \$225.94
2130617	Muka Cafe & Bookshop Operations - Op Exp -Other Eco Ser									- Rubbish Bins x 3 @ \$113 \$339. Recycling Bins x 3 @ \$104 \$312. Other expenses \$293. Total Contractors & Consultants \$944.
BO340	Muka Cafe - Operations		4,700.00		4,700.00		2,626.00		1,959.26	- Water rates \$279 and consumption \$2,321. - Insurance - Premiums for Mukinbudin Cafe \$1,068. - ESL Category 5 \$88
BO343	Mukinbudin Bookshop Operations - Op Exp - Other Eco Services		259.00		259.00		258.00		259.00	- Insurance - Premiums for Mukinbudin Bookshop \$259.
2130618	Muka Cafe - Building & Grounds Maintenance									- Employee Costs - Salaries \$309. - Contractors \$3,780. - Materials/Stock \$500. - Labour Overheads \$391. - Plant Operating Costs \$20.
BM340	Muka Cafe - Maintenance		5,000.00		5,000.00		2,070.00		11,486.17	- Employee Costs - Salaries \$587. - Contractors \$170. - Labour Overheads \$743.
GM340	Muka Cafe Grounds Maintenance		1,500.00		1,500.00		615.00		0.00	- Minor assets, replacement equipment, furniture, appliances etc
2130619	Minor Assets Purchases Cafe Other Economic Services		4,000.00		4,000.00		1,665.00		1,676.00	-- Depreciation - Ex Asset Register \$7,057.
2130692	Depreciation - Other Economic Services		7,057.00		7,057.00		2,940.00		2,954.43	- Allocation of 2% of Administration costs.
2130699	Administration Allocated		18,936.00		18,936.00		7,890.00		7,355.31	

**SHIRE OF MUKINBUDIN**  
**SCHEDULE 13 - ECONOMIC SERVICES**  
**Financial Statement for Period Ended**  
**30 November 2021**

OTHER ECONOMIC SERVICES (Continued)		Original Budget		Amended Budget		YTD Budget		Actual 30 Nov 2021		Budget Text and Other Information
		Revenue \$	Expenditure \$	Revenue \$	Expenditure \$	Revenue \$	Expenditure \$	Revenue \$	Expenditure \$	
<b>OPERATING REVENUE</b>										
3130600	Charges - Tree Planter Hire - Op Inc	750.00		750.00		310.00		0.00		- Tree Planter Hire as per Sch Fees & Charges \$750.
3130601	Community Bus Hire Income - Op Inc - Other E	1,500.00		1,500.00		625.00		387.41		- Mukinbudin Community Bus Hire Fees as per Sch Fees & Charges \$1,500.
3130603	Sale of Water	5,000.00		5,000.00		2,080.00		22.27		- Sale of water from Bereingbooding, Bonnie Rock Carlton Road and the Cnr of Wialki & Borlase Rd tanks and the Strugnell St Hydrant. Total \$5,000.
3130605	Rent - Commercial Properties	16,072.00		16,072.00		6,695.00		6,272.71		- Fees & Charges - Rental/Lease/Hire Income Total \$16,072. . Mukinbudin Café Lease agreement 52 weeks @ \$268.18 per week plus gst \$13,945, Rental of Lot 36 Shadbolt St by AIM to display farm equipment \$2,127
3130608	Reimbursements - Other Economic Services	350.00		350.00		145.00		0.00		- Reimbursement & Recovery Income - Operating \$350. Mukinbudin Café reimbursement of water consumption expenses..
3130609	Grants Rec'd Ex GST - Op Inc - Other Econom	265,000.00		265,000.00		0.00		10,000.00		- Department Of Water And Environmental Regulation CWSP - Recovering Barbarlin Rock Catchment & Dam - Community Water Supply Project Funding (From Liab) \$165,000, for pipeline project exp in Job IO290. - RICLP Funding (P3C) \$165,000, for popeline project exp in Job IO290.
9304136	Water Supply Other Infrastructure Unspent Grants - Current Liability - In addition to the income shown in the above account we have received an additional \$88,770.70 making the total received \$98,770.70.									
<b>SUB-TOTAL OPERATING</b>		<b>288,672.00</b>	<b>54,336.00</b>	<b>288,672.00</b>	<b>54,336.00</b>	<b>9,855.00</b>	<b>23,776.00</b>	<b>16,682.39</b>	<b>52,726.31</b>	
<b>CAPITAL EXPENDITURE</b>										
4130655	Infrastructure Other (Capital) - Other Economic Services									
IO290	Water Supply Infrastrusture Other - Cap Exp - Other Eco Serv		265,000.00		265,000.00		0.00		0.00	- Barbarlin Rock Catchment & Dam - Community Water Supply Pipeline Project. Income in Acct 3130609.
4130682	Building Works in Progress - Other Economic Serv - Cap Exp									
BWIP340	Muka Cafe Building Works in Progress - Other Economic Serv - Cap Exp		0.00		0.00		0.00		6,000.00	
4130671	Principal on Loan 119 - Mukinbudin Cafe		9,371.00		9,371.00		4,685.00		4,625.28	- Principal on Loan 119 Payment 13 13/10/2021 \$4,625.28; Payment 24 13/04/2022 \$4,745.30.
<b>SUB-TOTAL CAPITAL</b>		<b>0.00</b>	<b>274,371.00</b>	<b>0.00</b>	<b>274,371.00</b>	<b>0.00</b>	<b>4,685.00</b>	<b>0.00</b>	<b>10,625.28</b>	
<b>TOTAL - OTHER ECONOMIC SERVICES</b>		<b>288,672.00</b>	<b>328,707.00</b>	<b>288,672.00</b>	<b>328,707.00</b>	<b>9,855.00</b>	<b>28,461.00</b>	<b>16,682.39</b>	<b>63,351.59</b>	

**SHIRE OF MUKINBUDIN**  
**SCHEDULE 14 - OTHER PROPERTY & SERVICES**  
**Financial Statement for Period Ended**  
**30 November 2021**

PROGRAMME SUMMARY	Original Budget		Amended Budget		YTD Budget		Actual 30 Nov 2021		Budget Text and Other Information
	Revenue \$	Expenditure \$	Revenue \$	Expenditure \$	Revenue \$	Expenditure \$	Revenue \$	Expenditure \$	
<b>OPERATING EXPENDITURE</b>									
Private Works		13,434.00		13,434.00		5,585.00		15,648.78	▲ Additional private works were undertaken including crossovers in Maddock St.
Public Works Overheads		0.00		0.00		10,677.00		(50,287.23)	▼ Overall Public Works Overheads expenses are less than expected at this time, resulting in a significant over recovery of costs.
Plant Operation Costs		28,000.00		28,000.00		26,302.00		77,470.64	▲ Plant External Parts & Repair and fuels and oils expenses to date are greater than the expected monthly average.
Administration Overheads		25,750.00		25,750.00		74,256.00		52,692.99	▼ The Administration Overheads recovery budget is not synchronised with expenses and income resulting in apparent less expenditure when compared to the YTD budget.
Salaries and Wages		500.00		500.00		205.00		7,326.51	
Land/Subdivision Development		3,273.00		3,273.00		1,360.00		16,189.37	▲ Unexpected Loss on sale of Lot 20 (7) Gimlett Way - Subdivision
<b>OPERATING REVENUE</b>									
Private Works	8,700.00		8,700.00		3,625.00		7,977.76		
Plant Operation Costs	28,000.00		28,000.00		11,660.00		22,071.62		▼ A incorrectly directed plant related Insurance Claim was received and fuel tax credits are greater than the year to date budget.
Administration Overheads	25,750.00		25,750.00		10,705.00		52,692.99		▼ Additional unexpected LGIS reimbursements and refunds. Some of which may require reallocation to other sub programs.
Salaries and Wages	500.00		500.00		205.00		0.00		
Unclassified	0.00		0.00		0.00		(214.01)		
<b>SUB-TOTAL OPERATING</b>	<b>62,950.00</b>	<b>70,957.00</b>	<b>62,950.00</b>	<b>70,957.00</b>	<b>26,195.00</b>	<b>118,385.00</b>	<b>82,528.36</b>	<b>119,041.06</b>	
<b>CAPITAL EXPENDITURE</b>									
Plant Operation Costs		79,864.00		79,864.00		41,574.00		41,330.93	
Administration Overheads		209,348.00		209,348.00		81,880.00		63,894.48	▼ Furniture and Equipment Capital Expenditure has not occurred when expected.
Land/Subdivision Development		42,727.00		42,727.00		42,725.00		0.00	▼ The Proceeds on Sale of Lot 251 (8) Earl Drive have not yet been transferred to reserve.
<b>CAPITAL REVENUE</b>									
Public Works Overheads	4,395.00		4,395.00		0.00		0.00		
Administration Overheads	187,000.00		187,000.00		61,710.00		59,090.91		
Land/Subdivision Development	42,727.00		42,727.00		42,725.00		60,909.09		▼ The Proceeds on Sale of Lot 251 (8) Earl Drive were recognised in the wrong account, see account 5090150. A journal is pending.
<b>SUB-TOTAL CAPITAL</b>	<b>234,122.00</b>	<b>331,939.00</b>	<b>234,122.00</b>	<b>331,939.00</b>	<b>104,435.00</b>	<b>166,179.00</b>	<b>120,000.00</b>	<b>105,225.41</b>	
<b>TOTAL - PROGRAMME SUMMARY</b>	<b>297,072.00</b>	<b>402,896.00</b>	<b>297,072.00</b>	<b>402,896.00</b>	<b>130,630.00</b>	<b>284,564.00</b>	<b>202,528.36</b>	<b>224,266.47</b>	



**SHIRE OF MUKINBUDIN**  
**SCHEDULE 14 - OTHER PROPERTY & SERVICES**  
**Financial Statement for Period Ended**  
**30 November 2021**

PRIVATE WORKS	Original Budget		Amended Budget		YTD Budget		Actual 30 Nov 2021		Budget Text and Other Information
	Revenue \$	Expenditure \$	Revenue \$	Expenditure \$	Revenue \$	Expenditure \$	Revenue \$	Expenditure \$	
<b>OPERATING EXPENDITURE</b>									
2140100 Private Works Expenses									
X998 MDHS - Private Works Gardening		0.00		0.00		0.00		1,956.14	
X999 Private Works Expenses - Op Exp - Private Works		8,700.00		8,700.00		3,615.00		12,773.23	
2140199 Administration Allocated		4,734.00		4,734.00		1,970.00		919.41	
<b>OPERATING REVENUE</b>									
3140100 Private Works Income - Op Inc - Private work	8,700.00		8,700.00		3,625.00		7,977.76		
<b>SUB-TOTAL OPERATING</b>	<b>8,700.00</b>	<b>13,434.00</b>	<b>8,700.00</b>	<b>13,434.00</b>	<b>3,625.00</b>	<b>5,585.00</b>	<b>7,977.76</b>	<b>15,648.78</b>	
<b>CAPITAL EXPENDITURE</b>									
<b>CAPITAL REVENUE</b>									
<b>SUB-TOTAL CAPITAL</b>	<b>0.00</b>	<b>0.00</b>	<b>0.00</b>	<b>0.00</b>	<b>0.00</b>	<b>0.00</b>	<b>0.00</b>	<b>0.00</b>	
<b>TOTAL - PRIVATE WORKS</b>	<b>8,700.00</b>	<b>13,434.00</b>	<b>8,700.00</b>	<b>13,434.00</b>	<b>3,625.00</b>	<b>5,585.00</b>	<b>7,977.76</b>	<b>15,648.78</b>	

-- Employee Costs - Salaries & Wages \$2,010.  
-- Contractors & Consultants \$2,047.  
-- Labour Overheads Allocated \$2,543.  
-- Plant Operating Costs Allocated \$2,100.  
- Allocation of 0.5% of Administration costs.

-- Fees & Charges - Other; For maintenace to School Oval during term breaks if required. \$; Other private works \$8,700.

**SHIRE OF MUKINBUDIN**  
**SCHEDULE 14 - OTHER PROPERTY & SERVICES**  
**Financial Statement for Period Ended**  
**30 November 2021**

PUBLIC WORKS OVERHEADS		Original Budget		Amended Budget		YTD Budget		Actual 30 Nov 2021		Budget Text and Other Information
		Revenue \$	Expenditure \$	Revenue \$	Expenditure \$	Revenue \$	Expenditure \$	Revenue \$	Expenditure \$	
<b>OPERATING EXPENDITURE</b>										
2140200	Works Manager - Salary		97,963.00		97,963.00		40,815.00		40,551.61	- - Works Manager Employee Costs - Salaries & Wages \$97,963, Includes housing allowance, No overheads apply.
2140201	Works Manager - Superannuation		9,800.00		9,800.00		4,080.00		4,048.88	- - Total Superannuation including super Guarantee and Council matching \$9,800.
2140202	Works Manager - Training, Prof Development & Other Emp Benefits		1,000.00		1,000.00		415.00		1,120.00	- Manager Works & Services professional development.
2140203	Other Current Employee Expenses W Comp, Travel, Etc. - PWOH		500.00		500.00		205.00		395.70	- Employee Costs - Other \$500.
2140204	Plant & Motor Vehicle Expenses Allocated - Op Exp Pub Works O'H		26,102.00		26,102.00		10,875.00		12.40	▼ - -Works Team Motor Vehicle Expenses ex Plant Mtce Budget \$26,102.
2140205	Works Team - Superannuation		62,240.00		62,240.00		25,930.00		26,751.28	- - Works Team Employee Costs - Superannuation \$62,240.
2140206	Works Team - Sick Pay		9,188.00		9,188.00		3,825.00		5,699.28	- -Sick/Personal Leave for outside staff only from Works Sheets \$9,188.
2140207	Works Team - Annual Leave - Op Exp - PWO'Heads		47,499.00		47,499.00		19,790.00		7,423.03	▼ - -Annual Leave for works team staff only from Works Sheets incl Leave Loading Employee Costs - Salaries & Wages \$47,499.
2140208	Works Team - Public Holidays		22,048.00		22,048.00		9,185.00		1,961.71	Works Team - Public Holidays Employee Costs -Wages \$22,048.
2140209	Works Team - Long Service Leave		4,395.00		4,395.00		1,825.00		1,703.59	Works Team Member LSL
2140210	Works Team - RDO's		0.00		0.00		0.00		1,038.83	
2140211	Works Team - Protective Clothing		4,500.00		4,500.00		1,875.00		2,281.43	- -Protective Clothing for works team staff only Employee Costs - Other \$4,500.
2140213	Staff Recruitment Expenses PWOH; Advertising, Relocation etc.		2,000.00		2,000.00		830.00		0.00	- Recruitment Interview expenses \$1000. - Advertising \$1,000.
2140214	Works Team - Employment Related Medicals, Clearances & Other E		800.00		800.00		330.00		308.18	- -Works Team - Pre Employment Medicals & Police Clearance Employee Costs - Other \$800.
2140215	Works Staff - Housing Allowance		0.00		0.00		0.00		(63.16)	
2140221	Works Team - Workers Compensation Insurance		18,497.00		18,497.00		18,496.00		16,846.26	- - Employee Costs - Workers Comp Insurance Workers and Works Manager \$18,497.
2140222	Works Team - Training & Conferences									Employee Costs - Salaries \$1,701. Contractors \$4,099. Plant Operating Costs \$200.
W095	Works Team - Training & Conferences		6,000.00		6,000.00		2,490.00		1,140.00	
2140223	OHS, Toolbox & Other Meetings & Down Time - Pub Wks O'Heads									Employee Costs - Salaries \$6,184. Contractors & Consultants \$6,616. Plant Operating Costs \$200.
W100	OHS, Toolbox & Other Meetings & Down Time - Pub Wks O'Heads		13,000.00		13,000.00		5,410.00		3,358.99	
2140224	Works Team - Engineering & Technical Support		1,500.00		1,500.00		0.00		0.00	- Contractors & Consultants \$1,500.
2140225	Works Team - Office Expenses		550.00		550.00		225.00		281.44	- First Aid Supplies \$100; See Job W105 for administration activities by works staff . Total materials \$500. Printing & Stationery \$50.
2140226	Works Team - Depot Freight		200.00		200.00		80.00		24.55	- - Postage & Freight \$200.
2140227	Works Team - Expendable Tools/Equipment		2,000.00		2,000.00		830.00		372.83	- -Small loose tools. See Acct 2140230 for consumables, see Acct 2140252 for items over \$75 . Note: Book anything that is fully utilised on one job or plant to that Job or Plant. Total Materials/Stock Purchased \$2,000.
2140228	Works Team - Staff Housing Allocated		9,080.00		9,080.00		3,780.00		4,483.85	- -Works Team - Staff Housing Allocated \$9,080.
2140229	Other Expenses - Op Exp -Public Works O'Heads		1,100.00		1,100.00		455.00		616.04	- - Other Expenses Contractors & Consultants \$1,100.
2140231	Works Team - Telephone & Computer Services - Op Exp		4,050.00		4,050.00		1,685.00		2,514.40	Contractors \$600. Materials/Stock Purchased \$300. MS365 Premium \$357 & MS Basic EOA Lic \$137, Depot Fire Wall and Managed Appliance (Sophos) \$765, IT Support \$1,188, Works Manager Mobile and other exp \$703 .
2140235	Consumables Depot & Works Team - Op Exp - Pub Wks O'Heads		6,800.00		6,800.00		2,830.00		1,733.87	- Consumables. Note: Book anything that is fully utilised on one job or plant to that Job or Plant. See Acct 2140252 for small mobile plant & acct 2140227 for small loose tools. Total Materials/Stock Purchased \$6,800.

**SHIRE OF MUKINBUDIN**  
**SCHEDULE 14 - OTHER PROPERTY & SERVICES**  
**Financial Statement for Period Ended**  
**30 November 2021**

PUBLIC WORKS OVERHEADS		Original Budget		Amended Budget		YTD Budget		Actual 30 Nov 2021		Budget Text and Other Information
		Revenue \$	Expenditure \$	Revenue \$	Expenditure \$	Revenue \$	Expenditure \$	Revenue \$	Expenditure \$	
<b>OPERATING EXPENDITURE (Continued)</b>										
2140245	Office Administration Work by Works Team Staff Exps									
	W105 Office Administration Work by Works Team Staff Exps		3,000.00		3,000.00		1,245.00		482.87	Employee Costs - Salaries \$2,474. Contractors \$146. Materials/Stock \$80. Plant Operating Costs \$300.
2140250	Depot Building Operations (previously sub program 1201)									
	BO310 Depot Building Operations		8,300.00		8,300.00		4,096.00		3,118.71	Employee Costs - Salaries \$402. Rubbish Bins x 1 @ \$113. Recycling Bins x 1 @ \$104. Other expenses \$152. Total Contractor \$369. Materials/Stock \$350. Wallis NBN plan and Depot Internet \$1,140 & Telephone Service Total \$1,440. Electricity \$3,000. BOC Gases G Size 1 x Oxygen and 1 x Acetylene Annual fees & Consumption \$600. Water rates consumption \$513. Insurance - Premiums for Depot property & buildings \$1,029. ESL Category 5 \$88. Labour Overheads \$509.
	OSH001 OSH Management		2,000.00		2,000.00		825.00		2,500.00	Employee Costs - Salaries \$155. Contractors \$1,549. Materials/Stock \$100. Labour Overheads \$196.
2140251	Depot Building & Grounds Maintenance (previously sub program 1201)									
	BM310 Depot Building Maintenance		10,000.00		10,000.00		4,155.00		1,649.17	Employee Costs - Salaries \$3,092. Contractors \$495. Materials/Stock \$2,000. Labour Overheads \$3,913. Plant Operating Costs \$500.
	GM310 Depot Grounds Maintenance		3,500.00		3,500.00		1,445.00		3,655.78	Employee Costs - Salaries \$742. Contractors \$719. Materials/Stock \$100. Labour Overheads \$939. Plant Operating Costs \$1,000.
2140252	Minor Asset Purchases Workshop & Depot - Pub Works O'Heads - Op Exp		12,000.00		12,000.00		4,995.00		4,021.50	-- Contractors & Consultants \$100. -- Trolleys, Chainsaws, Blowers etc. 1x Appliance Tagger \$2K. Spray Track map Tablet \$2K. Other items as required \$7,800. Total material costs \$11,800 -- Postage & Freight \$100.
2140257	Depot OHS Equipment - LGIS (Previously Subprogram 1201)		500.00		500.00		205.00		0.00	- PPE & First Aid Kits
2140259	Consultancy/ RSA / Roman II (Previously Subprogram 1201)		9,250.00		9,250.00		3,850.00		7,962.83	- - RAMM Roman II Pavement Management System: Lic \$1,100 Support \$6,900. WNESRRG Secretarial fees Rod Munns \$1,250. Other contractor expenses \$. Total contractor/consultant costs \$9,250
2140292	Depreciation - PWO's		1,541.00		1,541.00		640.00		645.06	-- Depreciation - Ex Asset Register \$1,541.
2140299	Administration Allocated - Op Exp -PWOH		195,000.00		195,000.00		81,250.00		79,760.82	- Allocation of 20.6% of Administration costs.
	<b>Expenditure Subtotal</b>		<b>598,903.00</b>		<b>598,903.00</b>		<b>260,212.00</b>		<b>228,884.60</b>	
<b>Recovered amounts</b>										
2140293	Less - Allocated to Works (PWO's)		(595,903.00)		(595,903.00)		(248,290.00)		(278,688.96)	▲ - Recovery of overheads allocated to Works
<b>SUB-TOTAL OPERATING</b>		<b>0.00</b>	<b>0.00</b>	<b>0.00</b>	<b>0.00</b>	<b>0.00</b>	<b>10,677.00</b>	<b>0.00</b>	<b>(50,287.23)</b>	
<b>CAPITAL REVENUE</b>										
5140250	Transfers From Long Service Leave Reserve	4,395.00		4,395.00		0.00		0.00		- For Works Team Member Long Service Leave
<b>SUB-TOTAL CAPITAL</b>		<b>4,395.00</b>	<b>0.00</b>	<b>4,395.00</b>	<b>0.00</b>	<b>0.00</b>	<b>0.00</b>	<b>0.00</b>	<b>0.00</b>	
<b>TOTAL - PUBLIC WORKS OVERHEADS</b>		<b>4,395.00</b>	<b>0.00</b>	<b>4,395.00</b>	<b>0.00</b>	<b>0.00</b>	<b>10,677.00</b>	<b>0.00</b>	<b>(50,287.23)</b>	

AGENDA ORDINARY MEETING OF COUNCIL TO BE HELD 21 DECEMBER 2021

**SHIRE OF MUKINBUDIN**  
**SCHEDULE 14 - OTHER PROPERTY & SERVICES**  
**Financial Statement for Period Ended**  
**30 November 2021**

PLANT OPERATION COSTS		Adopted Budget 20-21		Amended Budget		YTD Budget		Actual 30 Nov 2021		Budget Text and Other Information
		Revenue \$	Expenditure \$	Revenue \$	Expenditure \$	Revenue \$	Expenditure \$	Revenue \$	Expenditure \$	
<b>OPERATING EXPENDITURE</b>										
2140300	Internal Plant Repairs - Wages & O/Head		23,257.00		23,257.00		9,685.00		13,742.76	-- Employee Costs - Salaries & Wages \$10,263. -- Labour Overheads Allocated \$12,994.
2140301	External Parts & Repairs (Includes Consumables)		140,443.00		140,443.00		58,515.00		65,874.50	Plant External Parts & Repair Expenses to date are greater than the expected monthly average.
2140302	Fuels and Oils Op Exp - Plant Op Costs		114,532.00		114,532.00		47,720.00		70,605.12	▼ --Fuels And Oils. Total \$114,532. A Budget Amendment is required.
2140303	Tyres and Tubes		13,485.00		13,485.00		5,615.00		3,110.91	--Tyres & Tubes for all vehicles and plant. Total \$13,485.
2140306	Licences - Plant Operation		7,066.00		7,066.00		7,066.00		7,259.36	--Department of Transport Registration fees for all vehicles and plant. Total \$7,066.
2140307	Insurance - Plant Operation		17,299.00		17,299.00		17,298.00		17,299.10	--MV Insurance for all vehicles and plant. Total \$17,299.
2140310	Interest on Loan 118 - Vibe Roller		246.00		246.00		233.00		220.16	- Interest Loan 118. Payment 20 on 13/09/2021 \$220.16 Final Payment - WATC Loan 118 Guarantee Fee. To 31/12/2021 \$26.32
2140320	Interest on Loan 120 - Skid Steer Loader		1,130.00		1,130.00		565.00		533.84	- Interest Loan 120 Payment 13 on 15/07/2021 \$533.84 and Payment 14 on 17 January 2022 \$449.81. - WATC Loan 120 Guarantee Fee. To 30/6/2022 \$67.03 and to 31/12/2021 \$79.36
2140311	Interest on Loan 121 - 12M Motor Grader		2,352.00		2,352.00		1,176.00		1,066.31	- Interest Loan 121 Payment 13; 25/08/2021 \$1,066.31 and Payment 14 ; 25 February 2022 \$805.23 - WATC Loan 121 Guarantee Fee. To 31/12/2021 \$270.46 and to 30/6/2022 \$209.9
2140312	Interest on Loan 122 - Dynapac Multityre Roller		1,279.00		1,279.00		639.00		580.20	- Interest Loan 122 Payment 13; 25/08/2021 \$580.20 and Payment 14 ; 25/02/2022 \$438.14 - WATC Loan 122 Guarantee Fee. To 31/12/2021 \$147.16 and to 30/6/2022 \$114.21
2140313	Interest on Loan 123 - John Deer Tractor 40HP		285.00		285.00		30.00		0.00	- Interest Loan 123 Payment 13; 02/12/2021 \$134.72 and Payment 14 ; 02/06/2022 \$90.55 - WATC Loan 123 Guarantee Fee. To 31/12/2021 \$34.1 and to 30/6/2022 \$25.63
2140340	Other Plant Related Expenses - Plant Operating Costs		0.00		0.00		0.00		8,999.62	
2140492	Depreciation - Plant Operation		104,498.00		104,498.00		43,540.00		36,628.09	-- Depreciation - Ex Asset Register \$104,498.
	<u>Expense Subtotal</u>		<u>425,872.00</u>		<u>425,872.00</u>		<u>192,082.00</u>		<u>225,919.97</u>	
<b>Recovered amounts</b>										
2140394	LESS Plant Operation Costs Allocated to Works		(397,872.00)		(397,872.00)		(165,780.00)		(148,449.33)	▲ - Plant & Equipment operating costs allocated to Works
2140495	LESS Plant Depreciation Costs Allocated to Works (DO NOT USE)		0.00		0.00		0.00		0.00	
<b>OPERATING REVENUE</b>										
3140300	Fuel Tax Credits Grant Scheme	26,000.00		26,000.00		10,830.00		13,072.00		--ATO Fuel Rebate \$26,000.
3140301	Reimbursements - Op Inc - Plant Operation Costs	2,000.00		2,000.00		830.00		8,999.62		-- Plant Insurance Claim payments and other plant related reimbursements. - \$2,000.
<b>SUB-TOTAL OPERATING</b>		<b>28,000.00</b>	<b>28,000.00</b>	<b>28,000.00</b>	<b>28,000.00</b>	<b>11,660.00</b>	<b>26,302.00</b>	<b>22,071.62</b>	<b>77,470.64</b>	

**SHIRE OF MUKINBUDIN**  
**SCHEDULE 14 - OTHER PROPERTY & SERVICES**  
**Financial Statement for Period Ended**  
**30 November 2021**

<b>PLANT OPERATION COSTS</b> <b>(Continued)</b>		<b>Adopted Budget 20-21</b>		<b>Amended Budget</b>		<b>YTD Budget</b>		<b>Actual 30 Nov 2021</b>		<b>Budget Text and Other Information</b>
		<b>Revenue</b> <b>\$</b>	<b>Expenditure</b> <b>\$</b>	<b>Revenue</b> <b>\$</b>	<b>Expenditure</b> <b>\$</b>	<b>Revenue</b> <b>\$</b>	<b>Expenditure</b> <b>\$</b>	<b>Revenue</b> <b>\$</b>	<b>Expenditure</b> <b>\$</b>	
<b>CAPITAL EXPENDITURE</b>										
4140372	Principal on Loan 118 - Vibe Roller		8,651.00		8,651.00		8,651.00		8,650.52	--Principal Loan 118: Payment 20 - 13/9/2021 \$8,650.52 Final Payment - -Principal Loan 120: Payment 13 15/07/2021 \$3,677.22 and Payment 14 17/01/2022 \$3,761.25. - -Principal Loan 121: Payment 13 due on 25/08/2021 \$18,783.03 and Payment 14 due on 25/02/2022 \$19,044.11. - -Principal Loan 122: Payment 13 due on 25/08/2021 \$10,220.16 and Payment 14 due on 25/02/2022 \$10,362.22. - -Principal Loan 123: Payment 13 due on 2/12/2021 \$2,660.85 and Payment 14 due on 02/06/2022 \$2,705.02.
4143073	Principal on Loan 120 - Skid Steer Loader		7,438.00		7,438.00		3,719.00		3,677.22	
4140374	Principal on Loan 121 - 12M Motor Grader		37,827.00		37,827.00		18,913.00		18,783.03	
4140375	Principal on Loan 122 - Dynapac Multi Tyre Roller		20,582.00		20,582.00		10,291.00		10,220.16	
4140376	Principal on Loan 123 - John Deere Tractor 40HP		5,366.00		5,366.00		0.00		0.00	
<b>SUB-TOTAL CAPITAL</b>		<b>0.00</b>	<b>79,864.00</b>	<b>0.00</b>	<b>79,864.00</b>	<b>0.00</b>	<b>41,574.00</b>	<b>0.00</b>	<b>41,330.93</b>	
<b>TOTAL - PLANT OPERATION COSTS</b>		<b>28,000.00</b>	<b>107,864.00</b>	<b>28,000.00</b>	<b>107,864.00</b>	<b>11,660.00</b>	<b>67,876.00</b>	<b>22,071.62</b>	<b>118,801.57</b>	

**SHIRE OF MUKINBUDIN**  
**SCHEDULE 14 - OTHER PROPERTY & SERVICES**  
**Financial Statement for Period Ended**  
**30 November 2021**

ADMINISTRATION OVERHEADS		Original Budget		Amended Budget		YTD Budget		Actual 30 Nov 2021		Budget Text and Other Information
		Revenue \$	Expenditure \$	Revenue \$	Expenditure \$	Revenue \$	Expenditure \$	Revenue \$	Expenditure \$	
<b>OPERATING EXPENDITURE</b>										
2140500	Admin Salaries		508,183.00		508,183.00		211,740.00		190,161.81	▼ - Administration Salaries incl Leave Loading and Higher duties \$508,183.
2140501	Admin Superannuation		85,310.00		85,310.00		35,545.00		27,325.32	- Superannuation Guarantee 9.5% \$53,550, Council matching 5.5% \$21,760 and provision for unpaid superannuation \$10,000.
2140502	Admin Workers Compensation Insurance Op Exp - Admin O'Heads		16,441.00		16,441.00		16,440.00		12,885.98	- LGIS WorkCare workers Compensation Premium \$16,441.
2140503	Admin Training & Training Related Accomodation & Travel - Op Exp -		9,000.00		9,000.00		3,750.00		1,852.73	- Training expenses for Administration ongoing professional development and training. Including course fees, accomodation and training videos. Records Training allocation \$1,500, IT Vision On Line Videos \$1,500.
2140504	Admin Conferences		2,000.00		2,000.00		830.00		2,562.72	- Manager Corp Serv Prof Dev \$2,000 LGMAWA Commuity Development Conference Rego & Accom.
2140505	Admin Fringe Benefits Tax		26,000.00		26,000.00		13,000.00		10,384.00	- ATO Annual Fringe benefits tax on Vehicles, expenses, xmas party etc..
2140506	Admin Staff Uniforms		3,200.00		3,200.00		1,330.00		718.57	- CEO as per employment contract \$800. -MF as per employment agreement \$400. -Senior Finance Officer \$400. -Customer Service \$400. -Finance Admin Officer \$400. -Administration Manager \$400 and part time staff pro rata \$400.
2140508	Admin Salary Packaging Expenses		1,380.00		1,380.00		575.00		482.73	- Senior Officer contract Salary Packaging expenses CEO Contract - Entertainment Allowance Restricted Business \$550 and CEO Contract Professional Memberships - MLGMA \$470. Manager Corp Serv Phone \$360
2140509	Admin Motor Vehicle Expenses Allocated		15,639.00		15,639.00		6,515.00		5,892.62	- Admin Motor Vehicle Expenses ex Plant Mtce Budget, Note: Includes internal depreciation.
2140510	Staff Recruitment Expenses Admin; Advertising, Relocation etc		7,500.00		7,500.00		3,125.00		95.45	- Provision for staff Relocation expenses.
2140511	Admin Occupational Health and Safety		6,300.00		6,300.00		2,625.00		0.00	- Contractors & Consultants \$3,000.
2140512	Admin - Other Employee Expenses		3,500.00		3,500.00		1,455.00		334.65	- Advertising \$3,000.
2140513	Admin Building Operations - Op Exp - Admin O'Heads									- Regional Risk Coordinator - Chris Gilmour
BO350	Admin Building Operations		26,250.00		26,250.00		13,458.00		14,208.19	- \$1,500 Pre employment Medicals & Police Clearances, \$2K Staff Recruitment.  Employee Costs - Salaries (Cleaner) \$2,783. Rubbish Bins x 1 @ \$113, total \$113. Recycling Bins x 1 @ \$104, total \$104. Other expenses \$59. Total Contractors & Consultants \$276. Materials/Stock \$200. - Wallis Admin Internet \$1,260. Total Communication Expenses Telephone, Data and Other \$7,260.
2140514	Admin Building & Grounds Maintenance									- Electricity \$2,550. LPG Gas Rental \$80, LPG Gas Bottles consumption -\$60. Total gas cost Gas \$100. Water Rates & Consumption \$5,000 Note: 70 % of metered usage is allocated to GM350. Insurance - Premiums \$4,271. ESL Category 5 \$88. Labour Overheads (Cleaner) \$3,522. Plant Operating Costs \$200.
BM350	Admin Building Maintenance		8,000.00		8,000.00		3,320.00		2,827.72	Employee Costs - Salaries \$2,010. Contractors \$2,217. Materials/Stock \$1,000. Labour Overheads \$2,543. Plant Operating Costs \$230.
GM350	Admin Building Grounds Maintenance		15,000.00		15,000.00		6,240.00		5,500.05	Employee Costs - Salaries \$5,875. Contractors \$790. Materials/Stock \$300. Labour Overheads \$7,435. Plant Operating Costs \$600.

**SHIRE OF MUKINBUDIN**  
**SCHEDULE 14 - OTHER PROPERTY & SERVICES**  
**Financial Statement for Period Ended**  
**30 November 2021**

ADMINISTRATION OVERHEADS (Continued)		Original Budget		Amended Budget		YTD Budget		Actual 30 Nov 2021		Budget Text and Other Information
		Revenue \$	Expenditure \$	Revenue \$	Expenditure \$	Revenue \$	Expenditure \$	Revenue \$	Expenditure \$	
<b>OPERATING EXPENDITURE (Continued)</b>										
2140515	Admin Other Insurances		19,343.00	19,343.00	19,342.00	19,010.33				- Municipal Property Scheme - Admin Building Insurance. This Includes; Miscellaneous Structures and Equipment (2% of TAV), Loss of Gross Revenue &/or Rent, Additional Increased Cost of Working, Claims Preparation Costs and General Property (Incl items in excess of \$10,000 any one item) \$3,239. - Corporate travel \$750. -Fidelity Guarentee/Crime/ \$708. -Cyber Liability \$2,355. - Marine Cargo \$750. -Public Liability Insurance 50% see Sch 4 Mem 2040109 for other 50% \$8,000.
2140516	Admin Stationery & Printing		4,500.00	4,500.00	1,875.00	1,535.27				- \$4.5K Administration Office Stationery expenses incl photocopier paper, - \$0K for supplies for the Records Management Overhaul.
2140517	Admin Postage and Freight		1,700.00	1,700.00	705.00	722.50				- Postage & Freight \$1,700.
2140518	Admin Advertising		2,700.00	2,700.00	1,125.00	0.00				- Advertising \$2,700.
2140519	Admin Subscriptions and Publications		400.00	400.00	165.00	45.45				- Subscriptions, Publications, Legislation \$400.
2140520	Admin Travel and Accommodation (Non-Training)		1,000.00	1,000.00	415.00	1,382.66				- Travel expenses \$1,000.
2140521	Admin Office Equip Mtce, Support, Licenses & Other Op Exps - Admin		78,076.00	78,076.00	75,155.00	62,965.66				- Wallis management PC - rack server \$600. Wallis managed network \$600. Extra Support Provided Beyond Contract Hours \$4,000. Wallis Microsoft 365, Office 365 Bundle & Office Premium 14 Lics \$5,757. Wallis DMARC Alert & Reporting \$468. Wallis Backups Management Support & Recovery per annum \$10,536. Wallis Computers IT Security per annum \$2,295. Wallis Computers IT Its Gold Support Servers/Workstations/Laptops \$16,632. Wallis Computers Synergy Patch Management per annum \$3,420. Copier Support Photocopier Meter readings usage & servicing \$8,000. IT Vision Annual License Fees 2020/21 \$20,768. No additional Licenses \$0, ITVision Altus Bank Rec Module \$5068.25 see acct 140555 (Asset 397). Altus Payroll \$Nil, Altus Email Capture \$Nil
2140522	Minor Asset Purchases - Administration Office - Op Exp		8,000.00	8,000.00	3,330.00	6,858.73				- Purchase existing leased IT Equipment, 9 computers, 16 monitors, 9 keyboard mouse sets & 4 double desk mounts \$2,730. 1xNew Computer \$2,170. 2 Monitors \$990. (Deleted - Purchase of Phone headsets for Admin \$2,000; 2 sets of video meeting hardware \$2,130.) Other minor assets \$2,110.
2140523	Admin Office Equipment Rental and Leases Op Exp - Admin O/H		2,440.00	2,440.00	1,015.00	833.00				- Wallis Computers Lease of Server \$0 as purchased -Wallis Computers Financial Component of Lease of Desktop PC's \$44 per month to End Oct. Monthly Lease of new Copier \$2,220
2140526	Admin Accrued Annual Leave		10,000.00	10,000.00	0.00	0.00				- EOFY adjustment of Accrued Annual Leave as at 30 June 22 \$10,000.
2140527	Admin Accrued Long Service Leave		8,000.00	8,000.00	0.00	0.00				- EOFY calculation of Accrued Long Service Leave as at 30 June 22 \$8,000.
2140529	Admin Legal Expenses		1,500.00	1,500.00	625.00	522.27				- Admin Legal Expenses \$1,500,
2140531	Website Service & Development Fees - Op Exp		6,910.00	6,910.00	5,801.00	0.00				- - WALGA Council Connect Marketcreations Website Hosting Annual Fee \$5,100, Landing Page Module \$1,100, additional support \$655.
2140533	Admin Staff MBL Allowance		10,984.00	10,984.00	4,570.00	4,051.36				- Location Allowance for CEO.
2140534	Admin Staff Service Allowance		3,099.00	3,099.00	1,290.00	645.32				- MBL and Location Allowance for all other staff .
2140535	Admin Staff Self Accom. Subsidy		13,165.00	13,165.00	5,485.00	4,781.27				- Service Allowance for staff. - Accommodation Subsidy for staff.

**SHIRE OF MUKINBUDIN**  
**SCHEDULE 14 - OTHER PROPERTY & SERVICES**  
**Financial Statement for Period Ended**  
**30 November 2021**

ADMINISTRATION OVERHEADS (Continued)		Original Budget		Amended Budget		YTD Budget		Actual 30 Nov 2021		Budget Text and Other Information
		Revenue \$	Expenditure \$	Revenue \$	Expenditure \$	Revenue \$	Expenditure \$	Revenue \$	Expenditure \$	
<b>OPERATING EXPENDITURE (Continued)</b>										
2140537	Admin Consultancy Expenses - Op Exp - Adm O'Heads		12,000.00		12,000.00		5,000.00		13,200.00	- Provision for Consultancy Costs - Statutory Accounting Bob Waddell \$3,000. - Professional assistance with Annual Financial Statements and Budget requirements \$9,000. Excludes - Review RTR Own Source funding target costing \$10,000.
2140540	Refreshments & Other Expenses - Admin - Op Exp		2,000.00		2,000.00		825.00		338.65	- Catering inc Christmas Function \$400. - Morning tea and other supplies \$1,400. - Fairwell gifts and Reimbursements \$200.
2140565	Bad Debts Expense - Op Exp - Admin O'Heads		1,000.00		1,000.00		415.00		0.00	- Provision for Sundry Debtors bad debts.
2140591	Loss on Disposal of Assets - Op Exp - Admin O'Heads		0.00		0.00		0.00		1,031.05	
2140592	Depreciation - Administration		29,657.00		29,657.00		12,355.00		11,504.17	- - Depreciation - Ex Asset Register \$29,657.
	<u>Expense Subtotal</u>		<u>950,177.00</u>		<u>950,177.00</u>		<u>459,441.00</u>		<u>404,660.23</u>	
<b>Recovered amounts</b>										
2140599	Administration Overheads Recovered		(946,804.00)		(946,804.00)		(394,500.00)		(367,765.79)	- ABC Allocation of Administration
2140598	Admin Staff Housing Costs Allocated		22,377.00		22,377.00		9,315.00		15,798.55	- Admin Staff Housing Costs Allocated - Admin Staff Housing Costs Allocated
<b>OPERATING REVENUE</b>										
3140503	Contributions & Donations - Administration	500.00		500.00		205.00		0.00		- Other Contributions.
3140504	Reimbursement & Other Income Received (Inc GST)	11,500.00		11,500.00		4,785.00		3,943.20		- LGIS and General Contributions Inc GST. - General Reimbursements.
3140506	Reimbursements & Other Income Rec'd (No GST) - C	1,000.00		1,000.00		415.00		0.00		- Other reimbursements, no GST \$1,000.
3140507	Insurance Claim Income(No GST)	500.00		500.00		205.00		48,669.97		▼ - Insurance Claim Income.
3140508	Sale of Scrap and Other Items - Op Inc - Admin O'He	200.00		200.00		80.00		0.00		- Sale CDs and Surplus goods.
3140514	Charges - Photocopying / Faxing - Op Inc - Admin O'Heads	50.00		50.00		20.00		79.82		- Sundry Charges \$50.
3140516	Charges - Secretarial Services - Op Inc - Admin O'Heads	2,000.00		2,000.00		830.00		0.00		- District Club Reimbursement for secretarial and accounting services. \$2,000.
3140590	Profit on Disposal of Assets - Op Inc - Admin O'Heads	10,000.00		10,000.00		4,165.00		0.00		- Profit on Sale of CEOs vehicles as the trade in values are greater than the new car values.
<b>SUB-TOTAL OPERATING</b>		<b>25,750.00</b>	<b>25,750.00</b>	<b>25,750.00</b>	<b>25,750.00</b>	<b>10,705.00</b>	<b>74,256.00</b>	<b>52,692.99</b>	<b>52,692.99</b>	



**SHIRE OF MUKINBUDIN**  
**SCHEDULE 14 - OTHER PROPERTY & SERVICES**  
**Financial Statement for Period Ended**  
**30 November 2021**

ADMINISTRATION OVERHEADS (Continued)	Original Budget		Amended Budget		YTD Budget		Actual 30 Nov 2021		Budget Text and Other Information
	Revenue	Expenditure	Revenue	Expenditure	Revenue	Expenditure	Revenue	Expenditure	
	\$	\$	\$	\$	\$	\$	\$	\$	
<b><u>CAPITAL EXPENDITURE</u></b>									
4140550	Furniture & Equipment (Capital) - Administration	18,470.00	18,470.00	18,470.00	18,470.00	0.00	0.00	▼	- Uninterruptible Power Supply for the server and computers. Eaton 9PX-3000 + NIC + EMP + 4Yr Warranty \$8,400, ITVision Altus Bank Rec Modul \$5,070. New phone system \$5K.
4140555	Plant & Equipment (Capital) - Administration	180,000.00	180,000.00	180,000.00	59,400.00	61,985.15	61,985.15		- - 3 x Replacement of CEO Vehicles, Toyota Prados. New Plant Numbers P433xxx.
4140560	Building (Capital) - Administration								
BC350	Admin Building Capital	6,000.00	6,000.00	6,000.00	1,980.00	0.00	0.00		- Contractors \$6,000 - \$6,000 for Admin Carpet Replacement (Deleted;\$15,000 for Staff Parking area, \$5k for new phone system See Acct 4140555 for phone system.)
4140565	Lease Capital Repayment - Cap Exp - Admin O'Heads	3,288.00	3,288.00	3,288.00	1,370.00	1,666.00	1,666.00		- Equipment portion of repayment of Computer Lease terminating on 31 October 2021.
4140570	Transfer to Leave Reserve	1,590.00	1,590.00	1,590.00	660.00	243.33	243.33		- -Transfer of Interest to Leave Reserve.\$1,590.
<b><u>CAPITAL REVENUE</u></b>									
5140550	Proceeds on Disposal of Assets - Cap Inc - Admin O	187,000.00	187,000.00	187,000.00	61,710.00	59,090.91	59,090.91		- Trade in of 3 x CEO's vehicles - Toyota Prados Asset # 433xxx, Plant # P433xxx. Trade values are now in excess of new vehicle costs.
<b>SUB-TOTAL CAPITAL</b>		<b>187,000.00</b>	<b>209,348.00</b>	<b>187,000.00</b>	<b>209,348.00</b>	<b>61,710.00</b>	<b>81,880.00</b>	<b>59,090.91</b>	<b>63,894.48</b>
<b>TOTAL - ADMINISTRATION OVERHEADS</b>		<b>212,750.00</b>	<b>235,098.00</b>	<b>212,750.00</b>	<b>235,098.00</b>	<b>72,415.00</b>	<b>156,136.00</b>	<b>111,783.90</b>	<b>116,587.47</b>

**SHIRE OF MUKINBUDIN**  
**SCHEDULE 14 - OTHER PROPERTY & SERVICES**  
**Financial Statement for Period Ended**  
**30 November 2021**

	Original Budget		Amended Budget		YTD Budget		Actual 30 Nov 2021		Budget Text and Other Information
	Revenue \$	Expenditure \$	Revenue \$	Expenditure \$	Revenue \$	Expenditure \$	Revenue \$	Expenditure \$	
<b>SALARIES &amp; WAGES</b>									
<b>OPERATING EXPENDITURE</b>									
2140700	Gross Salary and Wages	1,417,963.00	1,417,963.00	590,815.00	566,919.76				- -Total Salaries paid to inside staff Incl Works Mgr Pool Manager \$853,981 and Total Wages paid to outside staff ,cleaners,Hort etc Ohs Overheads apply \$563,982 from (S & W Summary). - Total Employee Costs - Salaries & Wages allocated \$1,417,963. - Workers Compensation Paid. \$500.
2140701	Less Salaries & Wages Allocated	(1,417,963.00)	(1,417,963.00)	(590,815.00)	(559,593.25)				
2140702	Workers Compensation Expense	500.00	500.00	205.00	0.00				
<b>OPERATING REVENUE</b>									
3140700	Reimbursement - Workers Compensation	500.00	500.00	205.00	0.00				- - Reimbursement of Workers Compensation Paid. \$500.
<b>SUB-TOTAL OPERATING</b>		<b>500.00</b>	<b>500.00</b>	<b>205.00</b>	<b>205.00</b>	<b>0.00</b>	<b>7,326.51</b>		
<b>TOTAL - SALARIES &amp; WAGES</b>		<b>500.00</b>	<b>500.00</b>	<b>205.00</b>	<b>205.00</b>	<b>0.00</b>	<b>7,326.51</b>		

**SHIRE OF MUKINBUDIN**  
**SCHEDULE 14 - OTHER PROPERTY & SERVICES**  
**Financial Statement for Period Ended**  
**30 November 2021**

LAND/SUBDIVISION DEVELOPMENT	Original Budget		Amended Budget		YTD Budget		Actual 30 Nov 2021		Budget Text and Other Information
	Revenue \$	Expenditure \$	Revenue \$	Expenditure \$	Revenue \$	Expenditure \$	Revenue \$	Expenditure \$	
<b><u>OPERATING EXPENDITURE</u></b>									
W150 Land Settlement, Subdivision & Related Expenses - Op Exp - Land SubDiv		1,000.00		1,000.00		415.00		4,259.64	- Contractors & Consultants \$1,000.
2140991 Loss on Disposal of Assets - Land/Subdivision		2,273.00		2,273.00		945.00		10,090.91	- Loss on sale of Sale of Residential Land Sale of 251 (8) Earl Drive.
2140999 Administration Allocated		0.00		0.00		0.00		1,838.82	
<b><u>OPERATING REVENUE</u></b>									
<b>SUB-TOTAL OPERATING</b>	<b>0.00</b>	<b>3,273.00</b>	<b>0.00</b>	<b>3,273.00</b>	<b>0.00</b>	<b>1,360.00</b>	<b>0.00</b>	<b>16,189.37</b>	
<b><u>CAPITAL EXPENDITURE</u></b>									
4140960 Transfers To Building and Residential Land Reserve - Cap Exp - Land Sub		42,727.00		42,727.00		42,725.00		0.00	▼ - Proceeds on Sale of Lot 251 (8) Earl Drive transferred to reserve. Income in acct 5140950
<b><u>CAPITAL REVENUE</u></b>									
5140950 Proceeds on Disposal of Assets - Cap Inc - Land/Subdivision	42,727.00		42,727.00		42,725.00		60,909.09		▼ - Proceeds on Proceeds on Sale of 251 (8) Earl Drive. To be transferred to reserve via acct 4140960A Budget Amendment to a total of \$60,909 is recommended
<b>SUB-TOTAL CAPITAL</b>	<b>42,727.00</b>	<b>42,727.00</b>	<b>42,727.00</b>	<b>42,727.00</b>	<b>42,725.00</b>	<b>42,725.00</b>	<b>60,909.09</b>	<b>0.00</b>	
<b>TOTAL - LAND/SUBDIVISION DEVELOPMENT</b>	<b>42,727.00</b>	<b>46,000.00</b>	<b>42,727.00</b>	<b>46,000.00</b>	<b>42,725.00</b>	<b>44,085.00</b>		<b>16,189.37</b>	



**SHIRE OF MUKINBUDIN**

**MONTHLY STATEMENT OF FINANCIAL ACTIVITY**

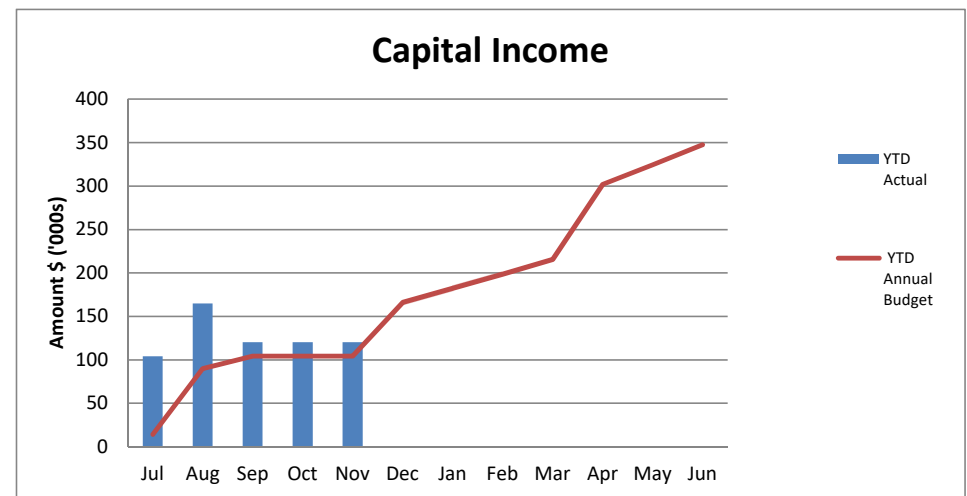
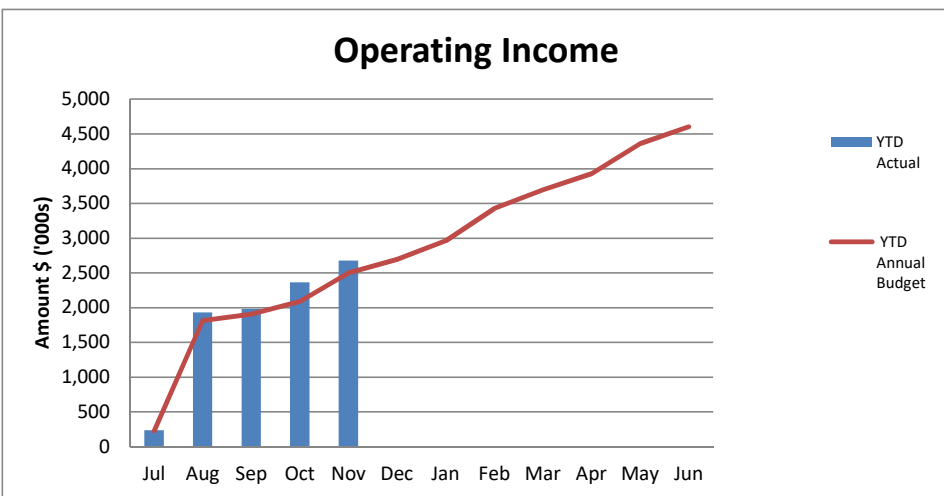
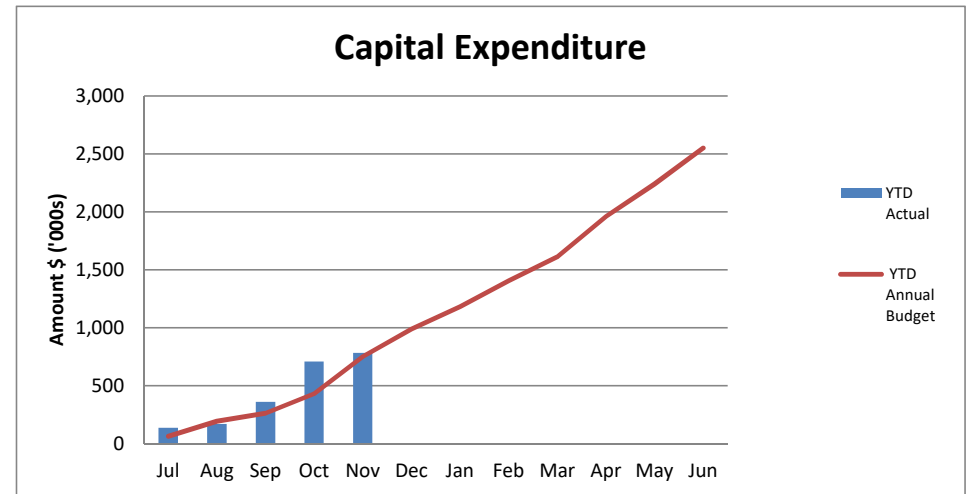
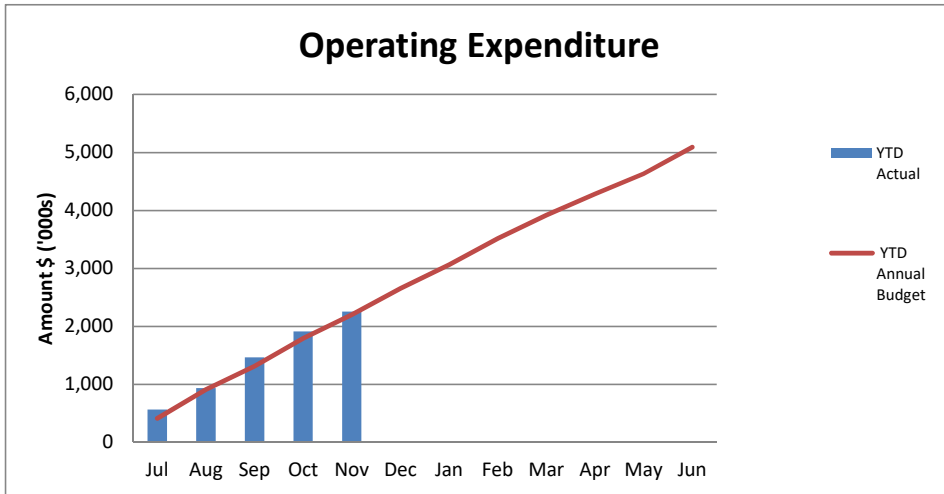
**FOR THE PERIOD ENDED 30 NOVEMBER 2021**

**TABLE OF CONTENTS**

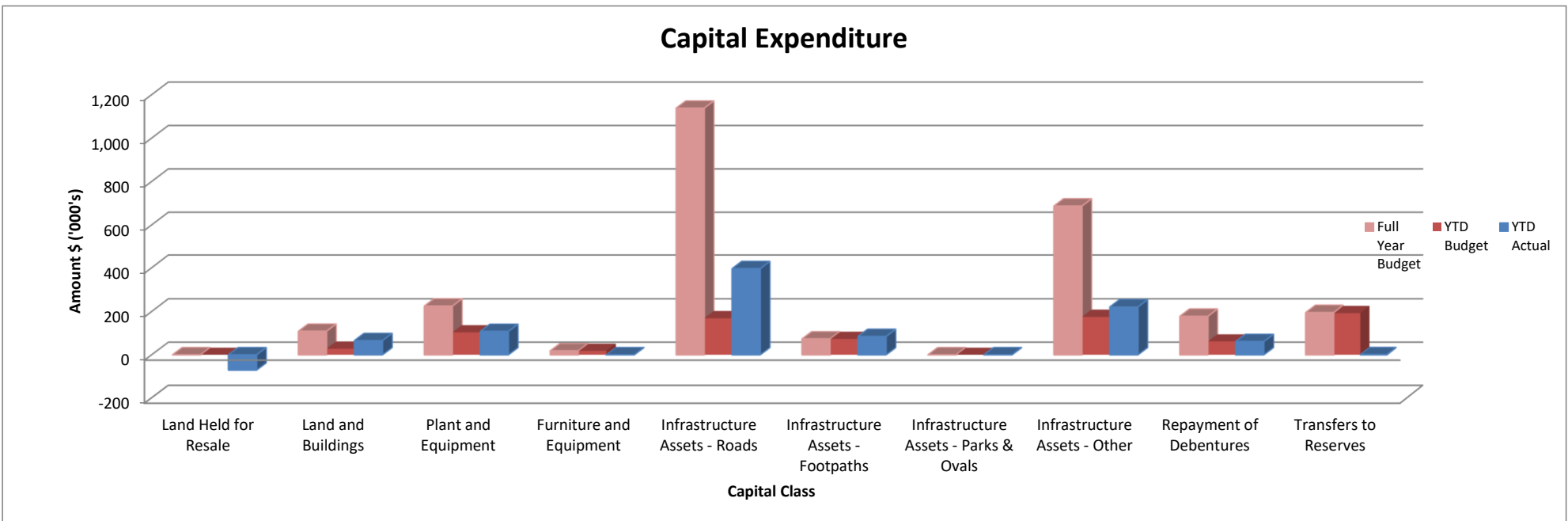
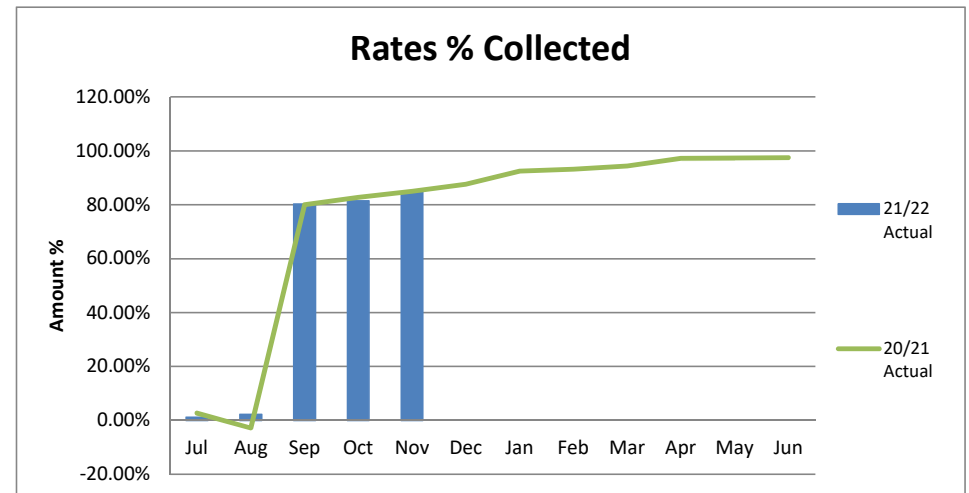
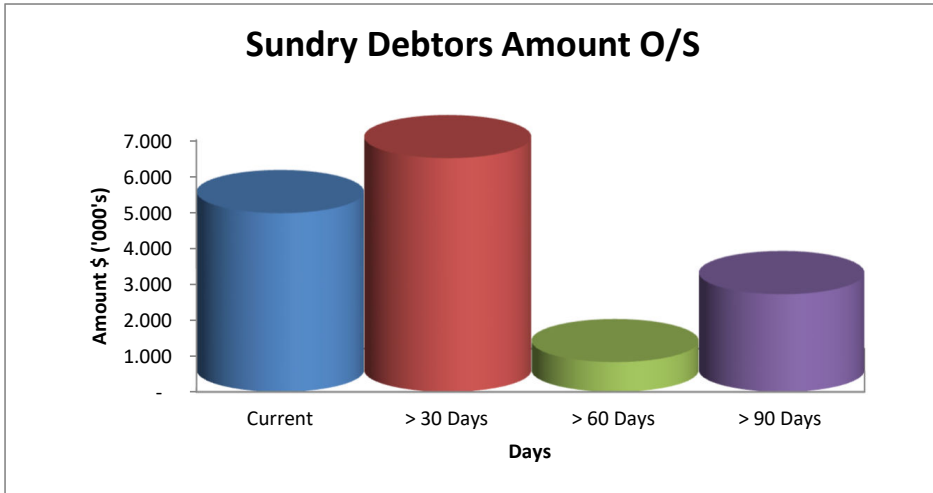
	<b>Page</b>
Graphical Analysis	1 to 2
Statement of Financial Activity	3
Report on Significant Variances	4 to 5
Notes to and Forming Part of the Statement	
1 Acquisition of Assets	6 to 7
2 Disposal of Assets	8 to 9
3 Information on Borrowings	10
4 Reserves	11 to 13
5 Net Current Assets	14
6 Rating Information	15
7 Restricted Municipal and Trust Funds	16
8 Operating Statement	17
9 Statement of Financial Position	18
10 Financial Ratios	19
11 Grants Revenue	20 to 21
12 Bank Balances & Investment Information	22

Schedules are attached showing:  
Comparatives and Comments

# Income and Expenditure Graphs to 30 November 2021



### Other Graphs to 30 November 2021



## STATEMENT OF FINANCIAL ACTIVITY

FOR THE PERIOD 1 JULY 2021 TO 30 NOVEMBER 2021

	NOTE	Original Budget	2021/22 Amended Budget	November 2021 YTD Budget	November 2021 Actual	Variances Actuals to YTD Budget	Variances Actual Budget to YTD
		\$	\$	\$	\$	\$	%
<b>Operating</b>							
<b>Revenues/Sources</b>							
General Purpose Funding		840,012	840,012	405,859	404,309	(1,550)	(0.38%)
Law, Order, Public Safety		24,892	24,892	9,668	14,385	4,717	48.79%
Health		500	500	205	215	10	4.88%
Education and Welfare		34,397	34,397	15,403	33,640	18,237	118.40% ▲
Housing		280,128	280,128	117,538	106,325	(11,213)	(9.54%)
Community Amenities		76,173	76,173	28,660	28,165	(495)	(1.73%)
Recreation and Culture		393,000	393,000	135,940	214,850	78,910	58.05% ▲
Transport		1,067,801	1,067,801	335,106	344,942	9,836	2.94%
Economic Services		523,723	523,723	107,655	145,033	37,378	34.72% ▲
Other Property and Services		62,950	62,950	26,195	82,528	56,333	215.05% ▲
		<u>3,303,576</u>	<u>3,303,576</u>	<u>1,182,229</u>	<u>1,374,392</u>	<u>192,163</u>	<u>16.25%</u>
<b>(Expenses)/(Applications)</b>							
Governance		(486,729)	(486,729)	(172,789)	(145,905)	26,884	15.56% ▼
General Purpose Funding		(108,438)	(108,438)	(44,055)	(35,706)	8,349	18.95%
Law, Order, Public Safety		(87,283)	(87,283)	(41,355)	(40,782)	573	1.39%
Health		(88,034)	(88,034)	(35,065)	(25,573)	9,492	27.07%
Education and Welfare		(103,241)	(103,241)	(44,910)	(67,235)	(22,325)	(49.71%) ▲
Housing		(408,040)	(408,040)	(177,729)	(137,094)	40,635	22.86% ▼
Community Amenities		(274,642)	(274,642)	(119,760)	(98,693)	21,067	17.59% ▼
Recreation & Culture		(902,934)	(902,934)	(386,002)	(376,873)	9,129	2.37%
Transport		(2,154,173)	(2,154,173)	(886,827)	(973,309)	(86,482)	(9.75%)
Economic Services		(409,206)	(409,206)	(178,138)	(233,666)	(55,528)	(31.17%) ▲
Other Property and Services		(70,957)	(70,957)	(118,385)	(119,041)	(656)	(0.55%)
		<u>(5,093,677)</u>	<u>(5,093,677)</u>	<u>(2,205,015)</u>	<u>(2,253,877)</u>	<u>(48,862)</u>	<u>2.22%</u>
<b>Net Operating Result Excluding Rates</b>		<b>(1,790,101)</b>	<b>(1,790,101)</b>	<b>(1,022,786)</b>	<b>-879,485.0</b>	<b>143,301</b>	<b>(14.01%)</b>
<b>Adjustments for Non-Cash</b>							
<b>(Revenue) and Expenditure</b>							
(Profit)/Loss on Asset Disposals	2	(7,727)	(7,727)	(3,220)	11,122	14,342	445.40% ▼
Movement in Current Employee Benefits cash backing		0	0	0	243	243	0.00%
Rounding		0	0	0	(3)	4	0.00%
Depreciation on Assets		1,756,536	1,756,536	731,840	746,886	15,046	(2.06%)
<b>Capital Revenue and (Expenditure)</b>							
Purchase of Land and Buildings	1	(109,500)	(109,500)	(28,290)	(66,098)	(37,808)	(133.64%) ▲
Purchase of Furniture & Equipment	1	(18,470)	(18,470)	(18,470)	0	18,470	100.00% ▼
Purchase of Plant & Equipment	1	(225,000)	(225,000)	(104,400)	(108,842)	(4,442)	(4.25%)
Works In Progress Property Plant & Equipment	1	0	0	0	(6,000)	(6,000)	0.00%
Purchase of Infrastructure Assets - Roads	1	(1,138,077)	(1,138,077)	(169,233)	(395,995)	(226,762)	(133.99%) ▲
Purchase of Infrastructure Assets - Footpaths	1	(74,000)	(74,000)	(74,000)	(85,409)	(11,409)	(15.42%) ▲
Purchase of Infrastructure Assets - Other	1	(687,080)	(687,080)	(175,389)	(220,865)	(45,476)	(25.93%) ▲
Lease Capital Repayments	1	(3,288)	(3,288)	(1,370)	(1,666)	(296)	(21.61%)
Proceeds from Disposal of Assets	2	229,727	229,727	104,435	120,000	15,565	14.90% ▲
Repayment of Debentures	3	(178,142)	(178,142)	(62,068)	(61,661)	407	0.66%
Transfers to Restricted Assets (Reserves)	4	(195,347)	(195,347)	(192,857)	(899)	191,958	99.53% ▼
Transfers from Restricted Asset (Reserves)	4	117,795	117,795	0	0	0	0.00%
ADD Net Current Assets July 1 B/Fwd	5	1,022,592	1,022,592	1,022,592	989,271	(33,321)	3.26%
LESS Net Current Assets Year to Date	5	0	0	1,327,108	1,341,157	14,049	(1.06%)
		<u>(1,300,082)</u>	<u>(1,300,082)</u>	<u>(1,320,324)</u>	<u>(1,300,559)</u>	<u>19,765</u>	<u>(1.50%)</u>

(Excluding Ex Gratia Rates)

This statement is to be read in conjunction with the accompanying notes.

**Material Variances Symbol**

Above Budget Expectations

Greater than 10% and \$10,000

▲

Below Budget Expectations

Less than 10% and \$10,000

▼

**SHIRE OF MUKINBUDIN**  
**FOR THE PERIOD 1 JULY 2021 TO 30 NOVEMBER 2021**  
**Report on Significant variances Greater than 10% and \$10,000**

**Purpose**

The purpose of the Monthly Variance Report is to highlight circumstances where there is a major variance from the YTD Monthly Budget and YTD Actual figures. These variances can occur because of a change in timing of the activity, circumstances change (e.g. a grants were budgeted for but was not received) or changes to the original budget projections. The Report is designed to highlight these issues and explain the reason for the variance.

**The Materiality variances adopted by Council are:**

Actual Variance to YTD Budget up to 10%:

Actual Variance exceeding 10% of YTD Budget

Actual Variance exceeding 10% of YTD Budget and a value greater than \$10,000:

Where a variance is identified as caused being "Timing" it means that the rate of expenditure, or income, is different that what was estimated in the budget but the variation is expected to minimal by the end of the financial year. Should this "Timing" be a cause for concern this will be identified.

\$  
**Variances  
Actuals to  
YTD Budget**

<b>REPORTABLE OPERATING REVENUE VARIATIONS</b>
--

**Education and Welfare - Variance above budget expectations.**

The remainder of the Building Better Regions Grant Contribution Income from the Childcare Committee for New Childcare Building White St was received sooner than expected.

\$18,237 ▲

**Housing - Variance below budget expectations.**

The main component are that the insurance claim for storm damage has not been received, or has been incorrectly allocated, and there are increased income allocations to other programs.

-\$11,213

**Recreation & Culture - Variance above budget expectations**

Income has been recognised earlier than expected as the expenditure for the Tennis Courts resurfacing and resealing of the basket ball courts is proceeding faster than expected.

\$78,910 ▲

**Economic Services - Variance above budget expectations.**

Overall Caravan Park income is greater than expected.

\$37,378 ▲

**Other Property and Services - Variance above budget expectations.**

Additional unexpected LGIS reimbursements and refunds. Some of which may require reallocation to other sub programs.

\$56,333 ▲

<b>REPORTABLE OPERATING EXPENSE VARIATIONS</b>
--

**Governance - Variance below budget expectations.**

Consultancy expenses less than expected at this time.

\$26,884 ▼

**Education and Welfare - Variance above budget expectations.**

Timing; The CEACA Inc general membership subscription annual contribution 2021/22 of \$20,000, CEACA Project - 4 Units has been paid sooner than expected.

-\$22,325 ▲

**Housing - Variance below budget expectations.**

The main components are:

Increased cost recoveries for staff and rental housing.

Decreased aged housing building maintenance expenses .

\$40,635 ▼

**Community Amenities - Variance below budget expectations.**

The most significant area is that:

Community Development event/activity expenditure on is generally less than expected at this time.

\$21,067 ▼

**Transport - Variance above budget expectations.**

The main component is:

Expenditure on flood damage works was completed sooner than expected.

-\$86,482

**Economic Services - Variance above budget expectations.**

The main component is:

Additional standpipe water expenses and return of \$10,000 of the unspent Department Of Water And Environmental Regulation grant.

-\$55,528 ▲



**SHIRE OF MUKINBUDIN**  
**FOR THE PERIOD 1 JULY 2021 TO 30 NOVEMBER 2021**  
**Report on Significant variances Greater than 10% and \$10,000**

\$  
**Variances**  
**Actuals to**  
**YTD Budget**

**REPORTABLE NON-CASH VARIATIONS**

**(Profit)/Loss on Asset Disposals - Variance below budget expectations.**

Unexpected Loss on sale of Lot 20 (7) Gimlett Way - Subdivision \$14,342 ▼

**Depreciation on Assets - Variance above budget expectations.**

Depreciation has increased to new construction recently recognised in 2020-2021 and the depreciation, useful life and residual review effective 1 July 2021. \$15,046

**REPORTABLE CAPITAL EXPENSE VARIATIONS**

**Purchase of Land & Buildings - Variance above budget expectations.**

The main components of this are:

Expenditure on the Mukinbudin Sports Complex Building replacing gutters. -\$37,808 ▲  
 Renovations on 12 White St which have been completed sooner than expected.  
 Unbudgetted renovations on 25A Calder Street

**Purchase of Furniture & Equipment - Variance below budget expectations.**

Expenditure on the Uninterruptible Power Supply for the server and computers. Eaton 9PX-3000 + NIC + EMP + 4Yr Warranty \$8,400, ITVision Altus Bank Rec Module \$5,070 and the New phone system \$5K have not yet occurred. \$18,470 ▼

**Purchase of Infrastructure Assets Roads - Variance above budget expectations.**

Expenditure on some road construction projects has commenced as sooner than expected. The most significant are the Kununoppin-Mukinbudin Road and the Bonnie Rock - Lake Brown Road Renewal works. -\$226,762 ▲

**Purchase of Infrastructure Assets Footpaths - Variance above budget expectations.**

Expenditure on Footpath construction projects has commenced as sooner than expected. -\$11,409 ▲

**Purchase of Infrastructure Assets Other - Variance above budget expectations.**

Expenditure on the contract to Resurface 4 tennis courts at the Recreation Centre has commenced sooner than expected and resealing of the basket ball courts is proceeding faster than expected. -\$45,476 ▲

**Transfers to Restricted Assets (Reserves) - Variance below budget expectations.**

The Proceeds on Sale of Lot 251 (8) Earl Drive, the budgetted transfer to plant reserve and the annual transfer to the Swimming Pool Reserve have not yet been processed. \$191,958 ▼

**REPORTABLE CAPITAL INCOME VARIATIONS**

**Proceeds from Disposal of Assets - Variance above budget expectations.**

The most significant item is:

The additional income from the sale of Lot 20 (7) Gimlett Way. \$15,565 ▲

**REPORTABLE NET CURRENT ASSETS VARIATIONS**

**Net Current Assets 1 July 2021 B/Fwd below budget expectations.**

Mostly due an increase in creditors and an increase in accrued salaries. At the time of writing end of year accounting adjustments are complete but not audited. -\$33,321

## SHIRE OF MUKINBUDIN

NOTES TO AND FORMING PART OF THE STATEMENT OF FINANCIAL ACTIVITY  
FOR THE PERIOD 1 JULY 2021 TO 30 NOVEMBER 2021

	2021/22 Original Budget \$	2021/22 Amended Budget \$	2021/22 YTD Budget \$	November 2021 Actual \$
<b>1. ACQUISITION OF ASSETS</b>				
The following assets have been acquired during the period under review:				
<b>By Program</b>				
<b>Education &amp; Welfare</b>				
<u>Community Resource Centre</u>				
Buildings (Capital) - Crc	0	0	0	162.65
<u>Care of Families and Children</u>				
Child Care White Street - Building Capital	0	0	0	500.00
<b>Housing</b>				
<u>Housing - Shire (Staff and Rentals)</u>				
15 Cruickshank Rd Ceo Building Capital	5,000	5,000	1,110	0.00
4 Salmon Gum Alley Building Capital	5,000	5,000	0	0.00
25A Calder St Building Capital	0	0	0	5,995.00
<u>Housing - Other (Including Joint Venture)</u>				
Jv Singles Unit 1 - Capital	0	0	0	66.40
Jv Singles Unit 4 - Capital	18,000	18,000	0	0.00
Jv Family - 6 Lansdell St - Capital	10,400	10,400	0	0.00
Jv Family - 12 White St - Capital	30,000	30,000	25,200	29,877.25
<b>Community Amenities</b>				
<u>Other Community Amenities</u>				
Cemetery Capital	15,000	15,000	0	0.00
<b>Recreation and Culture</b>				
<u>Public Halls &amp; Civic Centre</u>				
Buildings Capital Halls	10,000	10,000	0	0.00
Mukinbudin Community (Men's) Shed Building Capital	0	0	0	61.65
<u>Swimming Pools</u>				
Swimming Pool Infrastructure Capital	45,000	45,000	0	0.00
<u>Other Recreation &amp; Sport</u>				
Mukinbudin Sports Complex Building	25,100	25,100	0	29,434.55
Sports Complex - Other Infra (Pump Track)	9,492	9,492	6,262	12,406.97
Mukinbudin Lions Park - Other	144,514	144,514	95,376	41,958.25
Sports Complex - Other Infra (Tennis)	148,074	148,074	48,861	142,500.00
Sports Complex - Other Infra (Basket Ball)	30,000	30,000	9,898	24,000.00
Sports Complex - Carparks & Paths - Other	20,000	20,000	6,598	0.00
<b>Transport</b>				
<u>Roads, Streets, Bridges &amp; Depots</u>				
Bonnie Rock - Lake Brown Road - Cap	121,000	121,000	0	108,144.99
Moondon Road Renewal - Cap Exp	0	0	0	353.81
Quanta Cutting North Rd Renewal -	35,000	35,000	34,995	34,029.41
Popes Hill South Road - Cap Exp	11,000	11,000	10,995	11,722.51
Copeland Road - Cap Exp	40,000	40,000	26,396	35,649.09
Whyte Road - Cap Exp	52,000	52,000	34,318	23,531.14
Ogilvie Road Renewal - Cap Exp	0	0	0	908.75
Mcgregor Road North Section Renewal -	20,000	20,000	13,198	2,343.97
Albert Road - Capital Exp	20,000	20,000	6,598	3,283.44
Karomin Road - Capital Exp	39,000	39,000	25,738	41,185.89
Doig Road Renewal - Cap Exp	0	0	0	325.42
Maddock Street Renewal - Cap Exp	0	0	0	21,443.28
Cruickshank Road Renewal - Cap Exp	0	0	0	8,388.27
Lavery Road - Cap Exp	17,000	17,000	16,995	10,208.38
Forest Rd Renewal - Cap Exp - Sts &	0	0	0	6,200.24
Kununoppin-Mukinbudin Road Renewal	541,277	541,277	0	86,889.21
Mukinbudin Wialki Rd Renewal - Cap	0	0	0	42.73
Unallocated Road Capital Expense -	241,800	241,800	0	0.00
Mukinbudin North East Rd - Cap Exp	0	0	0	1,336.35
Kununoppin-Mukinbudin Road	0	0	0	7.53
Maddock Street Footpath Construction -	74,000	74,000	74,000	64,649.09
Bent St/Kununoppin-Mukinbudin Rd	0	0	0	20,760.00
Townscape Other Infrastructure (Main	10,000	10,000	8,394	0.00
<u>Road Plant Purchases</u>				
Plant & Equipment (Capital) - Road Plant	45,000	45,000	45,000	46,857.32

**NOTES TO AND FORMING PART OF THE STATEMENT OF FINANCIAL ACTIVITY  
FOR THE PERIOD 1 JULY 2021 TO 30 NOVEMBER 2021**

<b><u>By Program (Continued)</u></b>	<b>2021/22 Original Budget \$</b>	<b>2021/22 Amended Budget \$</b>	<b>2021/22 YTD Budget \$</b>	<b>November 2021 Actual \$</b>
<b>1. ACQUISITION OF ASSETS (Continued)</b>				
<b>Economic Services</b>				
Water Supply Infrastrusture Other - Cap	265,000	265,000	0	0.00
Muka Cafe Building Works In Progress -				
Other Economic Serv - Cap Exp	0	0	0	6,000.00
<b>Other Property &amp; Services</b>				
<b><u>Administration Overheads</u></b>				
Furniture & Equipment (Capital) -	18,470	18,470	18,470	0.00
Admin Building Capital	6,000	6,000	1,980	0.00
Plant & Equipment (Capital) -	180,000	180,000	59,400	61,985.15
	<u>2,252,127.00</u>	<u>2,252,127.00</u>	<u>569,782.00</u>	<u>883,208.69</u>

The following assets have been acquired during the period under review:

**By Class**

Buildings	109,500	109,500	28,290	66,097.50
Property Plant & Equipment Works In Progress	0	0	0	6,000.00
Furniture & Equipment	18,470	18,470	18,470	0.00
Plant & Equipment	225,000	225,000	104,400	108,842.47
Infrastructure - Roads	1,138,077	1,138,077	169,233	395,994.41
Infrastructure - Footpaths	74,000	74,000	74,000	85,409.09
Infrastructure - Other	687,080	687,080	175,389	220,865.22
Infrastructure - Other WIP	0	0	0	0.00
	<u>2,252,127</u>	<u>2,252,127</u>	<u>569,782</u>	<u>883,208.69</u>



**SHIRE OF MUKINBUDIN**  
**NOTES TO AND FORMING PART OF THE STATEMENT OF FINANCIAL ACTIVITY**  
**FOR THE PERIOD 1 JULY 2021 TO 30 NOVEMBER 2021**

<b>DISPOSALS OF ASSETS Continued</b> <b>By Class of Asset</b>		<b>Written Down Value</b>		<b>Sale Proceeds</b>		<b>Profit(Loss)</b>	
		<b>2021/22 Original Budget \$</b>	<b>November 2021 Actual \$</b>	<b>2021/22 Original Budget \$</b>	<b>November 2021 Actual \$</b>	<b>2021/22 Original Budget \$</b>	<b>November 2021 Actual \$</b>
	Asset						
<b>Land &amp; Buildings</b>							
Sale of Residential Land - Lot 251 (8) Earl Drive.	39519	45,000	45,000.00	42,727	42,727.27	(2,273)	(2,272.73)
Sale of Residential Land - Land Resale - Lot 20 (7) Gimlett Way - Subdivision	76	0	26,000.00	0	18,181.82	0	(7,818.18)
<b>Subtotal</b>	<b>65120</b>	<b>45,000</b>	<b>71,000.00</b>	<b>42,727</b>	<b>60,909.09</b>	<b>-2,273</b>	<b>-10,090.91</b>
<b>Plant &amp; Equipment</b>							
Replacement CEO Vehicle x 3		177,000		187,000		10,000.00	0.00
Car 2020 Toyota Prado DSL Wagon A/T VX (CEO) MBL1	43320B	0	60,121.96	0	59,090.91	0.00	(1,031.05)
<b>Subtotal Plant &amp; Equipment</b>	<b>311</b>	<b>177,000</b>	<b>60,121.96</b>	<b>187,000</b>	<b>59,090.91</b>	<b>10,000.00</b>	<b>-1,031.05</b>
		<b>222,000</b>	<b>131,121.96</b>	<b>229,727</b>	<b>120,000.00</b>	<b>7,727.00</b>	<b>(11,121.96)</b>

	<b>2021/22 Original Budget \$</b>	<b>November 2021 Actual \$</b>
<b>Summary</b>		
Profit on Asset Disposals	10,000	0.00
Loss on Asset Disposals	(2,273)	(11,121.96)
	<u>7,727</u>	<u>(11,121.96)</u>

**Note:**

1. Transactions relating to the sale of the subdivided part of asset 373, Lot 204 at the corner Bent and Shadbolt Streets initiated in 2017-2018 are still pending and are subject to the subdivision and the transfer of the title.

**SHIRE OF MUKINBUDIN**  
**NOTES TO AND FORMING PART OF THE STATEMENT OF FINANCIAL ACTIVITY**  
**FOR THE PERIOD 1 JULY 2021 TO 30 NOVEMBER 2021**

**3. INFORMATION ON BORROWINGS**

(a) Debenture Repayments

Lender	Particulars	Loan Finishes	Principal 1-Jul-21	New Loans		Principal Repayments		Principal Outstanding		Interest Repayments	
				2021/22 Original Budget \$	2021/22 Actual \$	2021/22 Original Budget \$	2021/22 Actual \$	2021/22 Original Budget \$	2021/22 Actual \$	2021/22 Original Budget \$	2021/22 Actual \$
	<b>Education &amp; Welfare</b>										
WATC	Loan 109 - CRC	1/02/2021	0	0	0	1	0	(1)	0	0	0
WATC	Loan 125 Boodie Rats New Building		182,529	0	0	11,935	0	170,594	182,529	4,773	0
	<b>Housing</b>										
WATC	Loan 124 - 8 Gimlett Way	30/09/2028	202,114			24,397	12,107	177,717	190,007	7,243	3,052
WATC	Loan 126 - 2 Houses, 8 Gimlett Way & 4 Earl Drive		693,610	0	0	45,352	0	648,258	693,610	18,141	0
	<b>Recreation &amp; Culture</b>										
WATC	Loan 108 - Bowling Club	1/02/2021	0	0	0	(1)	0	1	0	0	0
	<b>Economic Services</b>										
WATC	Loan 119 - Mukinbudin Cafe	13/04/2027	64,152	0	0	9,371	4,625	54,781	59,527	3,643	1,665
WATC	Loan 127 - Caravan Park House, 22 B	30/09/2035	116,430	0	0	7,223	3,598	109,207	112,832	2,583	899
	<b>Other Property &amp; Services</b>										
WATC	Loan 118 - Vibe Roller MBL 1677	13/09/2021	8,651	0	0	8,651	8,651	(0)	(0)	246	220
WATC	Loan 120 - Skid Steer MBL 1724	15/01/2024	23,363	0	0	7,438	3,677	15,925	19,686	1,130	534
WATC	Loan 121 - Grader MBL 95	27/02/2023	76,713	0	0	37,827	18,783	38,886	57,930	2,352	1,066
WATC	Loan 122 - Roller MBL 811	27/02/2023	41,741	0	0	20,582	10,220	21,159	31,521	1,279	580
WATC	Loan 123 - Tractor MBL 244	2/12/2022	8,116	0	0	5,366	0	2,750	8,116	285	0
			1,417,418	0	0	178,142	61,661	1,239,276	1,355,757	41,675	8,016

All loan repayments were financed by general purpose revenue.

Note: The Western Australian Treasury Corporation Loan Guarantee Fee has been included in Interest as recommended in the Local Government Accounting Manual.

## SHIRE OF MUKINBUDIN

## NOTES TO AND FORMING PART OF THE STATEMENT OF FINANCIAL ACTIVITY

FOR THE PERIOD 1 JULY 2021 TO 30 NOVEMBER 2021

	2021/22 Original Budget \$	November 2021 Actual \$
<b>4. RESERVES</b>		
<b>Cash Backed Reserves</b>		
<b>Leave Reserve</b>		
Opening Balance	143,248	143,248
Amount Set Aside / Transfer to Reserve	1,590	243
Amount Used / Transfer from Reserve	(4,395)	0
	<u>140,443</u>	<u>143,491</u>
<b>Plant Reserve</b>		
Opening Balance	379	379
Amount Set Aside / Transfer to Reserve	127,560	1
Amount Used / Transfer from Reserve	0	0
	<u>127,939</u>	<u>380</u>
<b>Building &amp; Residential Land Reserve</b>		
Opening Balance	193,578	193,578
Amount Set Aside / Transfer to Reserve	44,267	327
Amount Used / Transfer from Reserve	(68,400)	0
	<u>169,445</u>	<u>193,905</u>
<b>Senior Housing Reserve</b>		
Opening Balance	21,081	21,081
Amount Set Aside / Transfer to Reserve	220	36
Amount Used / Transfer from Reserve	0	0
	<u>21,301</u>	<u>21,117</u>
<b>Roadworks Reserve</b>		
Opening Balance	32,127	32,127
Amount Set Aside / Transfer to Reserve	390	55
Amount Used / Transfer from Reserve	0	0
	<u>32,517</u>	<u>32,182</u>
<b>Swimming Pool Reserve</b>		
Opening Balance	139,529	139,529
Amount Set Aside / Transfer to Reserve	21,320	237
Amount Used / Transfer from Reserve	(45,000)	0
	<u>115,849</u>	<u>139,766</u>
<b>Total Cash Backed Reserves</b>	<u><u>607,494</u></u>	<u><u>530,841</u></u>

All of the above reserve accounts are to be supported by money held in financial institutions.

## SHIRE OF MUKINBUDIN

## NOTES TO AND FORMING PART OF THE STATEMENT OF FINANCIAL ACTIVITY

FOR THE PERIOD 1 JULY 2021 TO 30 NOVEMBER 2021

	Original Budget Adopted Budget \$	November 2021 Actual \$
<b>4. RESERVES (Continued)</b>		
<b>Cash Backed Reserves (Continued)</b>		
<b>Summary of Transfers</b>		
<b>Transfers to Reserves</b>		
Leave Reserve	1,590	243
Plant Reserve	127,560	1
Building & Residential Land Reserve	44,267	327
Seniors Housing Reserve	220	36
Roadworks Reserve	390	55
Swimming Pool Reserve	21,320	237
	<u>195,347</u>	<u>899</u>
<b>Transfers from Reserves</b>		
Leave Reserve	(4,395)	0
Building & Residential Land Reserve	(68,400)	0
Swimming Pool Reserve	(45,000)	0
	<u>(117,795)</u>	<u>0</u>
<b>Total Transfer to/(from) Reserves</b>	<u>77,552</u>	<u>899</u>



**SHIRE OF MUKINBUDIN**

**NOTES TO AND FORMING PART OF THE STATEMENT OF FINANCIAL ACTIVITY**

**FOR THE PERIOD 1 JULY 2021 TO 30 NOVEMBER 2021**

**4. RESERVES (Continued)**

**Cash Backed Reserves (Continued)**

In accordance with council resolutions in relation to each reserve account, the purpose for which the reserves are set aside are as follows:

**Leave Reserve**

- To be used to fund annual and long service leave requirements.

**Plant Reserve**

- To be used for the renewal, upgrade or purchase of new or used mobile plant and vehicles.

**Building & Residential Land Reserve**

- To be used for the renewal, upgrade, replacement and new construction of new buildings and associated infrastructure, to assist finance of building loans, future expansion and land development, and proceeds from the sale of subdivision blocks.

**Seniors Aged Housing Reserve**

- To be used for the renewal, upgrade, replacement and new construction of additional Aged Units and their maintenance. The surplus/deficit after rent and maintenance has been carried out for the financial year is to be transferred into/from (if required) the reserve.

**White St & Lansdell St JV Reserve**

- To cover anticipated costs of periodic repairs and maintenance to the land and units.

**Cruickshank Rd JV Reserve**

- To be used for the renewal, upgrade, replacement and new construction of additional similar units and their maintenance. The surplus/deficit after rent and maintenance has been carried out for the financial year is to be transferred into/from (if required) the reserve.

**Communications Reserve**

- To be used for the renewal, upgrade or purchase of new community communication facilities including, but not limited to TV, radio, mobile phone and internet services.

**Roadworks Reserve**

- To be used for the renewal, upgrade, replacement and new construction of streets, roads, bridges, footpaths and storm water drainage.

**Swimming Pool Reserve**

- To be used for the renewal, upgrade, replacement and new construction for the Swimming Pool and associated infrastructure. \$20,00 per year plus interest is to be transferred to this reserve.

**Royalties for Regions**

- To be used for any unspent Royalties for Regions monies.

**NOTES TO AND FORMING PART OF THE STATEMENT OF FINANCIAL ACTIVITY  
FOR THE PERIOD 1 JULY 2021 TO 30 NOVEMBER 2021**

	2020/21 B/Fwd Per Original Budget	2020/21 B/Fwd Actual	November 2021 Actual
	\$	\$	\$
<b>5. NET CURRENT ASSETS</b>			
Note			
<b>Composition of Estimated Net Current Asset Position</b>			
<b>CURRENT ASSETS</b>			
Cash - Unrestricted	1,548,550	1,548,550	1,543,554
Cash - Restricted Muni Funds	16,257	16,257	18,450
Cash - Restricted Reserves	529,941	529,942	530,842
Rates Outstanding	31,281	31,281	202,141
Sundry Debtors	8,731	8,731	29,577
Provision for Doubtful Debts	(5,171)	(1,557)	(1,557)
Gist Receivable	1,741	25,449	13,337
Accrued Income	4,812	8,389	8,389
Payments In Advance	8,988	8,419	8,419
Inventories	182	14,942	6,645
	<u>2,145,312</u>	<u>2,190,403</u>	<u>2,359,797</u>
<b>LESS: CURRENT LIABILITIES</b>			
Sundry Creditors	(202,483)	(198,491)	(110,026)
Accrued Interest On Loans	(12,290)	(5,388)	(5,388)
Accrued Salaries & Wages	(18,017)	(22,536)	(22,536)
Income In Advance - Grants and Contract Liabilities.	(320,665)	(341,903)	(249,181)
GST Payable	(1)	(2,551)	(2,964)
Prepaid Rates (Excess Rates)	(10,615)	(10,615)	(32,005)
Accrued Expenses	6,117	(21,109)	(6,400)
PAYG Liability	(13,138)	(34,970)	(23,722)
FBT Payable	(5,429)	(5,192)	(5,192)
Other Payables	(16,257)	(16,257)	(18,450)
Bonds and Deposits Held	(1)	(1)	(1)
Current Employee Benefits Provision	(102,029)	(155,425)	(155,425)
Current Loan Liability	0	(178,141)	(116,480)
Current Lease Liability	0	(3,288)	(1,622)
	<u>(694,808)</u>	<u>(995,867)</u>	<u>(749,392)</u>
<b>NET CURRENT ASSET POSITION</b>	1,450,504	1,194,536	1,610,405
Less: Cash - Reserves - Restricted	(529,941)	(529,942)	(530,842)
Add Back : Component of Leave Liability not Required to be Funded	102,029	143,248	143,492
Add Back : Current Loan Liability		178,141	116,480
Add Back : Current Lease Liability		3,288	1,622
<b>ESTIMATED SURPLUS/(DEFICIENCY) C/FWD</b>	1 & 2	<u>1,022,592</u>	<u>989,271</u>
		<u>1,341,157</u>	<u>1,341,157</u>

Notes applicable to the Surplus/(Deficit) Carried Forward from June 2021.

- The Surplus/(Deficit) includes \$900,514 from the advance payment of 2021/2022 Financial Assistance Grants. \$593,490 as General Purpose Funding and \$307,024 for Roads.  
Without the \$900,514 advance payment the Carried Forward amount at 1 July 2021 would be a surplus of of \$88,757.
- The Surplus/(Deficit) carried forward at 30 June 2021 is expected to change due to end of year adjustments and audit.

Notes applicable to the Surplus/(Deficit) at 30 November 2021.

- The following unspent grant or contract liabilities have not been acquitted in 2020-2021:

Unspent RRG grant.	86,413
Unspent NRM Environmental Grant	6,361
Domestic Refuse Collection Charges In Advance	14,332
Commercial Refuse Collection Charges In Advance	5,184
Domestic Recycling Collection Charges In Advance	12,284
Commercial Recycling Collection Charges In Advance	4,443
Seniors Project Grant (2017-2018)	92
Water Supply Other Infrastructure Unspent Grants - Current Liability	88,771
Other Prepayments received	31,300
<u>Total grants not acquitted by November 2021</u>	<u>249,180</u>

**SHIRE OF MUKINBUDIN**  
**NOTES TO AND FORMING PART OF THE STATEMENT OF FINANCIAL ACTIVITY**  
**FOR THE PERIOD 1 JULY 2021 TO 30 NOVEMBER 2021**

**6. RATING INFORMATION**

RATE TYPE	Rate in \$	Number of Properties	Rateable Value \$	2021/22 Rate Revenue \$	2021/22 Interim Rates \$	2021/22 Back Rates \$	2021/22 Total Revenue \$	2021/22 Original Budget \$
<b>General Rate</b>								
GRV - Residential	0.184236	152	1,129,604	208,113	440	36	208,589	208,113
GRV - Vacant	0.184236	1	16,000	2,948			2,948	2,948
UV - Rural	0.023340	211	45,246,000	1,056,042			1,056,042	1,056,041
UV - Mining	0.023340	0	0	0			0	0
Non Rateable		111					0	
<b>Sub-Totals</b>		475	46,391,604	1,267,103	440	36	1,267,579	1,267,102
<b>Minimum Rates</b>	<b>Minimum \$</b>							
GRV - Residential	440	18	13,624	7,920			7,920	7,480
GRV - Vacant	440	6	1,873	2,640			2,640	3,080
UV - Rural	590	32	279,700	18,880			18,880	18,880
UV - Mining	590	6	41,002	3,540			3,540	3,540
<b>Sub-Totals</b>		62	336,199	32,980	0	0	32,980	32,980
		537	46,727,803	1,300,083	440	36	1,300,559	1,300,082
Discounts							0	0
Rates Adjustments							0	0
<b>Total Amount of General Rates</b>							<b>1,300,559</b>	<b>1,300,082</b>
Specified Area Rates							0	0
Ex Gratia Rates							0	19,207
<b>Total Rates</b>							<b>1,300,559</b>	<b>1,319,289</b>

All land except exempt land in the Shire of Mukinbudin is rated according to its Gross Rental Value (GRV) in townsites or Unimproved Value (UV) in the remainder of the Shire.

The general rates detailed above for the 2021/22 financial year have been determined by Council on the basis of raising the revenue required to meet the deficiency between the total estimated expenditure proposed in the budget and the estimated revenue to be received from all sources other than rates and also bearing considering the extent of any increase in rating over the level adopted in the previous year.

The minimum rates have been determined by Council on the basis that all ratepayers must make a reasonable contribution to the cost of the Local Government services/facilities.

## SHIRE OF MUKINBUDIN

**NOTES TO AND FORMING PART OF THE STATEMENT OF FINANCIAL ACTIVITY  
FOR THE PERIOD 1 JULY 2021 TO 30 NOVEMBER 2021**

**7. RESTRICTED MUNICIPAL AND TRUST FUNDS**Restricted Municipal Funds

These Funds held at the date of this report are those that will need be repaid subject to prescribed conditions.

Detail	Balance 01-Jul-21 \$	Amounts Received \$	Amounts Paid (\$)	30/11/2021 Balance \$
Department of Transport Licensing	0	162,822	(161,523)	1,299
Mukinbudin Indoor Cricket Club	0	0	0	0
Other Restricted Funds	0	0	0	0
Sports Complex Key Bonds	0	0	0	0
Council Nomination Deposit	0	400	0	400
Housing Tenancy Bonds	0	2,640	(1,880)	760
Hall Hire Bonds & Deposits	0	0	0	0
Gym Bonds	2,480	0	(500)	1,980
Soil Conservation	13,166	0	0	13,166
Builders Levy (BCITF)	0	0	0	0
Building Service Levy	611	233	0	844
Standpipe Key Bonds	0	0	0	0
Mukinbudin Football Club Rams Plates	0	0	0	0
	<u>16,257</u>	<u>166,095</u>	<u>(163,903)</u>	<u>18,449</u>

Trust Funds

Funds held at the date of this report over which the Municipality has no control and which are not included in this statement are as follows:

Detail	Balance 01-Jul-21 \$	Amounts Received \$	Amounts Paid (\$)	30/11/2021 Balance \$
Wilgoyne Tennis Club	0	0	0	0
Other Trust Funds	1	0	0	1
LGMA Wheatbelt	0	0	0	0
Karlonning Pipeline Scheme	0	0	0	0
Drive in Donation	0	0	0	0
	<u>1</u>	<u>0</u>	<u>0</u>	<u>1</u>

Note: \$1 has been transferred from The Municipal Bank Account to the Trust Bank account to keep the account open in order to comply with legislation.

## SHIRE OF MUKINBUDIN

## NOTES TO AND FORMING PART OF THE STATEMENT OF FINANCIAL ACTIVITY

FOR THE PERIOD 1 JULY 2021 TO 30 NOVEMBER 2021

## 8. OPERATING STATEMENT

	November	2021/22	
	2021	Original	2020/21
	Actual	Budget	Actual
	\$	\$	\$
<b>OPERATING REVENUES</b>			
Governance	0	0	0
General Purpose Funding	1,704,868	2,140,094	2,967,085
Law, Order, Public Safety	14,385	24,892	113,530
Health	215	500	48,356
Education and Welfare	33,640	34,397	200,693
Housing	106,325	280,128	246,366
Community Amenities	28,165	76,173	110,632
Recreation and Culture	214,850	393,000	179,432
Transport	344,942	1,067,801	1,057,603
Economic Services	145,033	523,723	295,292
Other Property and Services	82,528	62,950	118,897
<b>TOTAL OPERATING REVENUE</b>	<b>2,674,951</b>	<b>4,603,658</b>	<b>5,337,885</b>
<b>OPERATING EXPENSES</b>			
Governance	145,905	486,729	367,243
General Purpose Funding	35,706	108,438	92,737
Law, Order, Public Safety	40,782	87,283	86,796
Health	25,573	88,034	96,972
Education and Welfare	67,235	103,241	100,454
Housing	137,094	408,040	366,166
Community Amenities	98,693	274,642	279,407
Recreation & Culture	376,873	902,934	802,035
Transport	973,309	2,154,173	2,011,652
Economic Services	233,666	409,206	387,627
Other Property and Services	119,041	70,957	120,807
<b>TOTAL OPERATING EXPENSE</b>	<b>2,253,877</b>	<b>5,093,677</b>	<b>4,711,898</b>
<b>CHANGE IN NET ASSETS</b>			
<b>RESULTING FROM OPERATIONS</b>	<b>421,074</b>	<b>(490,019)</b>	<b>625,988</b>

## SHIRE OF MUKINBUDIN

## NOTES TO AND FORMING PART OF THE STATEMENT OF FINANCIAL ACTIVITY

FOR THE PERIOD 1 JULY 2021 TO 30 NOVEMBER 2021

## 9. STATEMENT OF FINANCIAL POSITION

	November 2021 Actual \$	2020/21 Actual \$
<b>CURRENT ASSETS</b>		
Cash and Cash Equivalents	2,092,846	2,094,749
Trade and Other Receivables	260,307	80,713
Inventories	6,645	14,942
<b>TOTAL CURRENT ASSETS</b>	<u>2,359,798</u>	<u>2,190,404</u>
<b>NON-CURRENT ASSETS</b>		
Other Receivables	713	713
Inventories	294,614	365,614
Investments	55,355	55,355
Property, Plant and Equipment	14,507,449	14,504,733
Right of Use Assets	0	3,090
Infrastructure	54,719,830	54,643,255
<b>TOTAL NON-CURRENT ASSETS</b>	<u>69,577,961</u>	<u>69,572,760</u>
<b>TOTAL ASSETS</b>	<u>71,937,759</u>	<u>71,763,164</u>
<b>CURRENT LIABILITIES</b>		
Trade and Other Payables	475,862	659,015
Long Term Borrowings	116,480	178,141
Lease Liabilities	1,622	3,288
Provisions	155,425	155,425
<b>TOTAL CURRENT LIABILITIES</b>	<u>749,389</u>	<u>995,869</u>
<b>NON-CURRENT LIABILITIES</b>		
Long Term Borrowings	1,239,277	1,239,277
Provisions	31,703	31,703
<b>TOTAL NON-CURRENT LIABILITIES</b>	<u>1,270,980</u>	<u>1,270,980</u>
<b>TOTAL LIABILITIES</b>	<u>2,020,369</u>	<u>2,266,849</u>
<b>NET ASSETS</b>	<u>69,917,390</u>	<u>69,496,315</u>
<b>EQUITY</b>		
Retained Surplus	45,762,253	45,342,078
Reserves - Cash Backed	530,842	529,942
Revaluation Surplus	23,624,295	23,624,295
<b>TOTAL EQUITY</b>	<u>69,917,390</u>	<u>69,496,315</u>

## SHIRE OF MUKINBUDIN

## NOTES TO AND FORMING PART OF THE STATEMENT OF FINANCIAL ACTIVITY

FOR THE PERIOD 1 JULY 2021 TO 30 NOVEMBER 2021

## 10. FINANCIAL RATIOS

	2021/22 YTD	2020/21	2019/20	2018/19
Current Ratio	3.02	1.86	1.82	8.44
Operating Surplus Ratio	(0.01)	0.00	(0.32)	(0.27)

The above ratios are calculated as follows:

**Current Ratio**

$$\frac{\text{Current assets minus restricted current assets}}{\text{Current liabilities minus liabilities associated with restricted assets}}$$

**INTERPRETATION:**

This ratio is a measure of short term (unrestricted) liquidity.

That is, the ability of the Council to meet its liabilities (obligations) as and when they fall due.

**RISK INDICATORS:**

Low – 1 or greater

A ratio of greater than one (1) indicates Council has more current assets than current liabilities and meets The minimum specified by the Department of Local Government, Sport and Cultural Industries

High – Less than 1

If less than one (1), current liabilities are greater than current assets and Council has a short term funding issue. Fails to meet minimum specified by the Department of Local Government, Sport and Cultural Industries

**COMMENT:**

Provided restricted assets are excluded correctly, it is a very useful indicator of the “true” financial position of Council, particularly in the short term.

As a general rule, when the current ratio of a Council is calculated at less than one (100%) it indicates a short term funding issue. However, it also needs to be considered in context of the overall financial position. If monitored correctly during the course of the year, it is a good indicator for when follow up action is necessary.

**Operating Surplus Ratio**

$$\frac{\text{Operating revenue minus operating expense}}{\text{Own source operating revenue}}$$

**INTERPRETATION:**

Effectively highlights the scale/extent of any operating surplus or deficit in relation to the overall size of the local government.

**RISK INDICATORS:**

Low – 0.15 or greater

The local government is providing a strong operating surplus which will give flexibility in the future in relation to operational service levels and asset base.

High – Lower than 0

The local government is experiencing an operating deficit.

**COMMENT:**

A sustained period of deficits will erode the local government’s ability to maintain both its operational service level and asset base.

**NOTES TO AND FORMING PART OF THE STATEMENT OF FINANCIAL ACTIVITY  
FOR THE PERIOD 1 JULY 2021 TO 30 NOVEMBER 2021**

11. GRANT REVENUE - RECORD OF RECEIPTS				Adopted/					Yet To Be	
Including those recognised as a liability at the reporting date, including prior years.				Amended	30/09/2021	31/12/2021	31/03/2022	30/06/2022	Received/	
Grant Source/ Purpose	Comment	%	Budget		1/4	2/4	3/4	4/4	Recognised	
					RECEIVED	RECEIVED	RECEIVED	RECEIVED	Total	
					Inc B'fwd				Received	
<b>GENERAL PURPOSE FUNDING</b>				794,055						
UNTIED	FAGS - General Purpose	63.74%	512,492	128,123	198,514				326,637	185,855
UNTIED	FAGS - Road Component	25.00%	281,563	70,390					70,390	211,173
<b>LAW, ORDER, PUBLIC SAFETY</b>				17,692						
TIED	ESL Levy Funding - Operating Grant	Unspent Grant Liability recognised.	17,692	3,004	6,162				9,166	8,526
<b>EDUCATION &amp; WELFARE</b>				26,592						
TIED	Seniors Week - Operating Grant		1,000						0	1,000
TIED	Seniors Program Income	Ref acct 3080503 Inc Liability	92	92					92	0
TIED	New Child Care Building Grant (For Boodie Rats)		25,500	23,182	2,318				25,500	0
<b>COMMUNITY AMENITIES</b>				6,348						
TIED	NRM Grant - Operating Grant includes, unspent income recognised. Note: Interest on the unspent grant is recognised as income.		6,348	6,355	5				6,361	-13
<b>RECREATION &amp; CULTURE</b>				283,756						
TIED	Netball/Basketball Court floor - Reimbursements		9,750						0	9,750
TIED	Local Roads and Community Infrastructure Grant for: Mukinbudin Lion's Park Playground Upgrade Exp in Job IO253. Pump Track Installation completion & Resurface the Tennis Courts Exp in job IO252.		274,006	202,392	0				202,392	71,614
<b>TRANSPORT</b>				840,161						
TIED	Main Roads WA Direct Grant		140,376	140,376					140,376	0
TIED	Roads to Recovery Grant - Capital Grant		338,937	100,000					100,000	238,937
TIED	Main Roads WA RRG Specific Project Grant		360,848	144,339			0	0	144,339	216,509



**NOTES TO AND FORMING PART OF THE STATEMENT OF FINANCIAL ACTIVITY  
FOR THE PERIOD 1 JULY 2021 TO 30 NOVEMBER 2021**

<b>11. GRANT REVENUE - RECORD OF RECEIPTS</b>		<b>Adopted/ Amended</b>				<b>Yet To Be Received/ Recognised</b>			
<b>Including those recognised as a liability at the reporting date, including prior years.</b>		<b>30/09/2021</b>	<b>31/12/2021</b>	<b>31/03/2022</b>	<b>30/06/2022</b>	<b>Total</b>	<b>Recognised</b>		
<b>Grant Source/ Purpose</b>	<b>Comment</b>	<b>%</b>	<b>Budget</b>	<b>1/4</b>	<b>2/4</b>	<b>3/4</b>	<b>4/4</b>	<b>Received</b>	
		<b>RECEIVED</b>							
		<b>Inc B'fwd</b>							
<b>Continued;</b>									
TIED	Department Of Water And Environmental Regulation Grant for CWSP - Recovering Barbarling Rock Catchment & Dam - Community Water Supply Project	37.27%	265,000	98,771				98,771	0
<b>Notes:</b>		<b>2,233,604</b>		<b>917,025</b>	<b>206,999</b>	<b>0</b>	<b>0</b>	<b>1,124,024</b>	<b>943,351</b>

FAGS - General Purpose. An amount of \$593,490 for 2021-2022 was prepaid in June 2021.

FAGS - Road Component. An amount of \$307,024 for 2021-2022 was prepaid in June 2021.

## SHIRE OF MUKINBUDIN

## NOTES TO AND FORMING PART OF THE STATEMENT OF FINANCIAL ACTIVITY

FOR THE PERIOD 1 JULY 2021 TO 30 NOVEMBER 2021

## 12. BANK BALANCES &amp; INVESTMENT INFORMATION

## Council Funds

At Call Bank Accounts

		30 November 2021
	Interest Rate	Amount
Municipal Transaction Account - Bendigo Bank	0.50%	\$1,561,146.10
Reserves Cash at Call Account - Bendigo Bank	0.05%	\$20,513.14
		\$1,581,659.24

Note: The interest rate on the Municipal Transaction Account was set when the account was established.

<u>Investment Register</u>	Term	Interest Rate	Amount	Maturity
<b><i>Municipal Investments</i></b>				
			\$0.00	
Total Municipal Investments			\$0.00	
<b><u>Investment Register</u></b>				
<b><i>Reserve Investment</i></b>	7 Month	0.30%	\$510,328.86	2/06/2022
Total Reserve Investment			\$510,328.86	
<b>Council Funds Summary</b>				
Municipal Funds			\$1,561,146.10	
Reserve Funds			\$530,842.00	
			\$2,091,988.10	

**Restricted Municipal and Trust Funds**

Restricted Muni Transaction Acct- Bendigo Bank	0.00%	\$18,059.22
Trust Transaction Acct - Bendigo Bank	0.00%	\$1.00

Note: The amounts shown here are the account balances at the Bendigo Bank. These balances may be different from the ledger balances due to timing.

### 8.3 Chief Executive Officer's Reports

<b>8.3.1 NEWROC Executive Meeting Minutes 30<sup>th</sup> November 2021</b>	
Location:	Nungarin Sports Centre
File Ref:	ADM 236
Applicant:	Dirk Sellenger, Chief Executive Officer
Date:	9 <sup>th</sup> November 2021
Disclosure of Interest:	Nil
Responsible Officer	Dirk Sellenger, Chief Executive Officer
Author:	Louise Sellenger, Manager of Corporate Services
Voting Requirements	Simple Majority
Documents Attached	Minutes of NEWROC Meeting held 30 <sup>th</sup> November 2021 (18 pages)
Documents Tabled	Nil

#### **Background**

A Council Meeting of NEWROC was held on Tuesday 30 November at the Nungarin Sports Centre

#### **Officer Comment:**

The following items form part of the Minutes:

#### **6. Financial Matters**

- 6.1 Income, Expenditure and Profit and Loss

#### **7. Matters for Consideration**

- 7.1 Waste  
 7.2 Energy  
 7.3 Local Government Reform  
 7.4 Workforce Planning  
 7.5 Internet - Telecommunications  
 7.6 WDC - Telecommunications  
 7.6 Town Team Builder

#### **10. 2021 Meeting Schedule**

14 December (3pm)                      Council                                      Mt Marshall

#### **OFFICER RECOMMENDATION**

**Council Decision Number –**

**Moved: Cr**

**Seconded: Cr**

**That Council receive the NEWROC Executive Meeting Minutes for 30<sup>th</sup> November 2021.**

**Carried /**



North Eastern Wheatbelt Regional Organisation of Councils

Dowerin | Koorda | Mt Marshall | Mukinbudin | Nungarin | Trayning | Wyalkatchem

# Executive Meeting

Tuesday 30 November 2021

Nungarin Recreation Centre

## MINUTES

9.30am – 1.30pm

SBDC Pilot Workshop

2pm

Light lunch with NEWROC Meeting immediately afterwards

[www.newroc.com.au](http://www.newroc.com.au)

## ANNUAL CALENDAR OF ACTIVITIES

MONTH	ACTIVITY	MEETING
January		Executive
February	<ul style="list-style-type: none"> <li>👉 Council refreshes itself on NEWROC Vision, Mission, Values (review Vision and Mission every other year)</li> <li>👉 Council reviews NEWROC project priorities</li> </ul>	Council
March	<ul style="list-style-type: none"> <li>👉 WDC attendance to respond to NEWROC project priorities</li> <li>👉 Submit priority projects to WDC, Regional Development and WA Planning</li> <li>👉 Discussion regarding portfolios vs projects, current governance structure</li> </ul>	Executive
April	👉 NEWROC Budget Preparation	Council
May	<ul style="list-style-type: none"> <li>👉 NEWROC Draft Budget Presented</li> <li>👉 NEWROC Executive Officer Contract/Hourly Rate Review (current contract expires June 2022)</li> <li>👉 Local Government Week agenda to be discussed at Executive meeting to determine if EO should attend</li> </ul>	Executive
June	👉 NEWROC Budget Adopted	Council
July		Executive
August	<ul style="list-style-type: none"> <li>👉 Information for Councillors pre-election</li> <li>👉 NEWROC Audit</li> </ul>	Council
September		Executive
October	👉 NEWROC CEO and President Handover	Council
November	<ul style="list-style-type: none"> <li>👉 NEWROC Induction of new Council representatives (every other year)</li> <li>👉 Review NEWROC MoU (every other year)</li> </ul>	Executive
December	👉 NEWROC Drinks	Council

### **ONGOING ACTIVITIES**

Compliance

Media Releases

### **NEWROC Rotation**

Shire of Mt Marshall

Shire of Nungarin

Shire of Wyalkatchem

Shire of Koorda

Shire of Mukinbudin (Oct 2021 – Oct 2023)

Shire of Trayning

Shire of Dowerin

**TABLE OF CONTENTS**

<b><u>1. OPENING AND ANNOUNCEMENTS.....</u></b>	<b><u>4</u></b>
<b><u>2. RECORD OF ATTENDANCE AND APOLOGIES .....</u></b>	<b><u>4</u></b>
2.1. ATTENDANCE	4
2.2. APOLOGIES	4
2.3. GUESTS	4
2.4. LEAVE OF ABSENCE APPROVALS / APPROVED	4
<b><u>3. DECLARATIONS OF INTEREST AND DELEGATIONS REGISTER .....</u></b>	<b><u>4</u></b>
3.1. DELEGATION REGISTER	4
<b><u>4. PRESENTATIONS .....</u></b>	<b><u>5</u></b>
<b><u>5. MINUTES OF MEETINGS .....</u></b>	<b><u>5</u></b>
5.1. BUSINESS ARISING	5
<b><u>6. FINANCIAL MATTERS .....</u></b>	<b><u>6</u></b>
6.1. INCOME, EXPENDITURE AND PROFIT AND LOSS	6
<b><u>7. MATTERS FOR CONSIDERATION .....</u></b>	<b><u>8</u></b>
7.1. WASTE	8
7.2. ENERGY	10
7.3. LOCAL GOVERNMENT REFORM	11
7.4. WORKFORCE PLANNING	12
7.5. INTERNET - TELECOMMUNICATIONS	14
7.6. WDC - TELECOMMUNICATIONS	15
7.7. TOWN TEAM BUILDER	16
<b><u>8. EMERGING NEWROC ISSUES .....</u></b>	<b><u>17</u></b>
<b><u>9. GENERAL UPDATES .....</u></b>	<b><u>17</u></b>
<b><u>10. 2021 MEETING SCHEDULE .....</u></b>	<b><u>18</u></b>
<b><u>11. CLOSURE .....</u></b>	<b><u>18</u></b>

## NORTH EASTERN WHEATBELT REGIONAL ORGANISATION OF COUNCILS

Minutes of the Executive Meeting held at the Nungarin Recreation Centre on Tuesday 30 November 2021 commencing at 1.59pm

### MINUTES

#### 1. OPENING AND ANNOUNCEMENTS

NEWROC CEO Dirk Sellenger welcomed everyone to the meeting and opened it at 1.59pm

#### 2. RECORD OF ATTENDANCE AND APOLOGIES

##### 2.1. Attendance

Dirk Sellenger	CEO NEWROC, CEO Shire of Mukinbudin
Darren Simmons	CEO Shire of Koorda
John Nuttall	CEO, Shire of Mt Marshall
Leonard Long	CEO, Shire of Nungarin
Rebecca McCall	CEO, Shire of Dowerin
Leanne Parola	CEO, Shire of Trayning
Peter Klein	CEO, Shire of Wyalkatchem
Lana Foote	Deputy CEO, Shire of Koorda (left at 2.05pm)
Stephen Thomson	Works Manager, Shire of Wyalkatchem (left at 2.07pm)

NEWROC Officer

Caroline Robinson Executive Officer, NEWROC

##### 2.2. Apologies

Nil

##### 2.3. Guests

Nil

##### 2.4. Leave of Absence Approvals / Approved

#### 3. Declarations of Interest and Delegations Register

##### 3.1. Delegation Register

Please find below a delegations register as per the new policy adopted in March 2017:

Description of Delegations	Delegatee	Delegated to	Approval
Records Management	CEO	NEWROC EO	Council
NEWROC Financial Management	CEO	NEWROC EO	Council Dec 2017
Bendigo Bank Signatory (NEWROC)	CEO	NEWROC EO	Council Dec 2017
Bendigo Bank Signatory (Shire of Mukinbudin)	Council	CEO	Council Dec 2017
NEWROC Website	CEO	NEWROC EO	Council June 2017

**4. Presentations**

**5. MINUTES OF MEETINGS**

Minutes of the Executive Meeting held on 5 October 2021 have previously been circulated.

**RESOLUTION**

**That the Minutes of the Executive Meeting held on 5 October 2021 be received as a true and correct record of proceedings.**

**Moved L Parola**

**Seconded P Klein**

**CARRIED 7/0**

**5.1. Business Arising**

Nil



## 6. FINANCIAL MATTERS

### 6.1. Income, Expenditure and Profit and Loss

<b>FILE REFERENCE:</b>	42-2 Finance Audit and Compliance
<b>REPORTING OFFICER:</b>	Caroline Robinson
<b>DISCLOSURE OF INTEREST:</b>	Nil
<b>DATE:</b>	24 November 2021
<b>ATTACHMENT NUMBER:</b>	#1P and L
<b>CONSULTATION:</b>	
<b>STATUTORY ENVIRONMENT:</b>	Nil
<b>VOTING REQUIREMENT:</b>	Simple Majority

### COMMENTS

Account transactions for the period 1 October 2021 to 31 October 2021

Date	Source	Description	Reference	Debit	Credit	Running Balance
<b>BB NEWROC Funds-5557</b>						
<b>Opening Balance</b>				<b>194,801.62</b>	<b>0.00</b>	<b>194,801.62</b>
01 Oct 2021	Spend Money	Bendigo Bank		0.00	2.00	194,799.62
04 Oct 2021	Payable Payment	Payment: Monitor Bookkeeping Services	INV-4013	0.00	54.00	194,745.62
08 Oct 2021	Receivable Payment	Payment: Shire of Nungarin	INV-0075	14,300.00	0.00	209,045.62
08 Oct 2021	Receivable Payment	Payment: Shire of Nungarin	INV-0079	22,000.00	0.00	231,045.62
14 Oct 2021	Receivable Payment	Payment: Shire of Nungarin	INV-0078	33,000.00	0.00	264,045.62
15 Oct 2021	Receivable Payment	Payment: Shire of Wyalkatchem	INV-0077	14,300.00	0.00	278,345.62
<b>Total BB NEWROC Funds-5557</b>				<b>83,600.00</b>	<b>56.00</b>	<b>278,345.62</b>
<b>Closing Balance</b>				<b>278,345.62</b>	<b>0.00</b>	<b>278,345.62</b>
<b>Total</b>				<b>83,600.00</b>	<b>56.00</b>	<b>83,544.00</b>

# Balance Sheet

North Eastern Wheatbelt Regional Organisation of Councils

As at 30 June 2021

Cash Basis

	30 JUN 2021
<b>Assets</b>	
<b>Bank</b>	
BB NEWROC Funds-5557	135,142.39
BB Term Deposit Account-1388	195,028.68
<b>Total Bank</b>	<b>330,171.07</b>
<b>Total Assets</b>	<b>330,171.07</b>
<b>Liabilities</b>	
<b>Current Liabilities</b>	
Accounts Payable	15,620.00
GST	256.59
Unpaid ATO Liabilities	(2,299.00)
<b>Total Current Liabilities</b>	<b>13,577.59</b>
<b>Total Liabilities</b>	<b>13,577.59</b>
<b>Net Assets</b>	<b>316,593.48</b>
<b>Equity</b>	
Current Year Earnings	(2,136.12)
Retained Earnings	318,729.60
<b>Total Equity</b>	<b>316,593.48</b>

Notes to the P and L

## INCOME

- All subscriptions received (plus Shire of Dowerin second instalment joining fee)
- Two Crisp Wireless payments received (\$50K)

## EXPENSES

- Event fees (\$3,919) reimbursement to NEWROC EO for NEWROC Dinner

Term Deposit matures on Friday 26 December. Best rate from Bendigo Bank is 0.30%p.a for 7 months. The NEWROC EO recommends this be renewed and that additional funds are not allocated to the term deposit in light of major waste and energy projects in the pipeline.

## RESOLUTION

**That the income and expenditure from 1 October 2021 to 31 October 2021, P and L and balance sheet be received.**

**Moved R McCall**

**Seconded L Parola**

**CARRIED 7/0**

**7. MATTERS FOR CONSIDERATION**

**7.1. WASTE**

**FILE REFERENCE:** 103-1 Waste Management  
**REPORTING OFFICER:** Caroline Robinson  
**DISCLOSURE OF INTEREST:** Nil  
**DATE:** 24 November 2021  
**ATTACHMENT NUMBER:** #2 Waste Discussion Paper  
**CONSULTATION:** All CEOs  
 Ashley Fisher – Avon Waste  
 WEROC EO  
**STATUTORY ENVIRONMENT:** Nil  
**VOTING REQUIREMENT:** Simple Majority

**COMMENT**

November Activities

- Waste Closure Plans – Leanne Parola working on a collective tender for members
- Friday 19<sup>th</sup> November – CEOs and senior staff attended the Narembeen Waste Transfer Site hearing from the Shire of Narembeen CEO, visited the Bending Landfill and participated in a meeting with Ashley Fisher (Avon Waste CEO)
- Peter Klein email to ABA Security to seek out information on controlled access systems
- Peter Klein email to Ashley Fisher seeking further information
- Waste discussion paper submitted by Peter Klein (included)

Additional information:

In a recent discussion with the WEROC EO, it was mentioned by Ask Waste Management that a regional greenfield site could be sought to provide a solution for the members of WEROC and NEWROC. Like NEWROC, the members of WEROC have varying services and urgencies in their waste management – with some waste sites in the WEROC already at capacity.

The Shire of Narembeen indicated the Bending Landfill Site is shared on each of the RoeROC members individual asset management plans.

**NEWROC Proposed Waste Framework**

The following framework is put forward to members to *discuss, considering the positives, negatives and risks* under a regional solution. This was broadly discussed at Narembeen on the 19<sup>th</sup> November with Ashley Fisher.

Transfer stations in Mukinbudin, Nungarin, Trayning, (Kununoppin, Yelbeni?), Wyalkatchem, Koorda, Bencubbin, (Beacon?), Koorda, Dowerin	
Regional Landfill Wyalkatchem or Greenfields with WEROC	
Manned transfer stations	No
Swipe card system at transfer stations	Yes
Kerbside Green Bins	Yes
Kerbside Recycling Bins	Yes
Business / commercial waste at Transfer Stations	Yes
Asbestos receipt at Transfer Stations	No
Asbestos receipt at Regional Landfill (by appointment and charged)	Yes
Construction / demolition at Transfer Stations	No
Construction / demolition at Regional Landfill (by appointment and charged)	Yes
Tyres at Transfer Stations	No

Chemical drums at Transfer Station	Yes
Swipe cards provided to residents – charged annually	Yes
Residents charged for kerbside pick up	Yes
Businesses – option of skip bin on premise or swipe card – charged annually	Yes
Regional Landfill maintained by Avon Waste	Yes
Participating LGs charged annual fee for Regional Landfill management	Yes
Farm businesses charged as a business like in town to access Transfer Station	Yes

Additional considerations:

- Governance structure for the management of the regional landfill
- Pricing structure for kerbside pick up – uniform or individual
- Communication to Councils and the community
- Current length on Avon Waste contracts
- Out of reach, crunch of numbers and possibly achievable

## RESOLUTION

**Information is received. The Executive thanks Peter Klein for his due diligence and time on the project to assist the group to determine a way forward**

**Moved J Nuttall**

**Seconded R McCall**

**CARRIED 7/0**

Discussion:

- Peter Klein spoke to the waste paper
- CEOs are requested to add their known financials into the model when Peter circulates it Avon
- Each member needs to understand the model and be comfortable with it before proceeding
- The model works well with a majority of participations – mobilization fees and plant and equipment

**7.2. ENERGY**

**FILE REFERENCE:** 107-1 Power  
**REPORTING OFFICER:** Caroline Robinson  
**DISCLOSURE OF INTEREST:** Nil  
**DATE:** 24 November 2021  
**ATTACHMENT NUMBER:** Energy Project Update  
**CONSULTATION:** Peter Klein  
 Cameron Edwards  
 Stephanie Unwin (Horizon Power)  
**STATUTORY ENVIRONMENT:** Nil  
**VOTING REQUIREMENT:** Simple Majority

**COMMENT**

October / November activities:

- Participation in Western Power Disconnected Microgrid webinar
- Cameron Edwards engagement with Positive – Offgrid Energy Solutions
- Informal meeting with Stephanie Unwin, CEO Horizon Power

An energy discussion paper is submitted to the Executive to consider.

Leanne Parola has sent through information on the Cities Power Partnership – consideration towards whether this could bring benefit to our energy project.

**OFFICER RECOMMENDATION**

Information is discussed.

Direction is given to the NEWROC EO regarding the projects identified.

**RESOLUTION**

**NEWROC Submit an EOI for a Disconnected Microgrid to Western Power**

**Moved R McCall**

**Seconded L Long**

**CARRIED 6/0**

Dirk Sellenger left at 3.13pm, Darren Simmons was nominated and accepted as Chair of the meeting

**7.3. LOCAL GOVERNMENT REFORM**

**FILE REFERENCE:** 050-3 Local Government Act  
**REPORTING OFFICER:** Caroline Robinson  
**DISCLOSURE OF INTEREST:** Nil  
**DATE:** 24 November 2021  
**ATTACHMENT NUMBER:**  
**CONSULTATION:** Dirk Sellenger  
 Leanne Parola  
**STATUTORY ENVIRONMENT:** Nil  
**VOTING REQUIREMENT:** Simple Majority

**COMMENT**

The State Government has proposed reforms developed on the basis of findings identified as part of the Local Government Act Review and recommendations of various reports, including the Local Government Review Panel Final Report.

The proposed reforms are based on six themes:

1. Earlier intervention, effective regulation and stronger penalties
2. Reducing red tape, increasing consistency and simplicity
3. Greater transparency and accountability
4. Stronger local democracy and community engagement
5. Clear roles and responsibilities
6. Improved financial management and reporting.

Feedback from members as to how they will respond is included below:

Shire of Koorda	Upcoming workshop session to discuss the reform
Shire of Mukinbudin	Agenda item at December meeting. Key concerns reduction in Councillors and sharing CEO position

The NEWROC EO has prepared a response on the regional subsidiary proponent (already shared with members).

**OFFICER RECOMMENDATION**

Executive to provide feedback on the proposed reforms and identify a collective response to the Minister, as well as identify how members will respond individually

**RESOLUTION**

**NEWROC submits a response to the Local Government Reform, specifically on the regional subsidiary**

**Moved L Parola**

**Seconded J Nuttall**

**CARRIED 6/0**

Discussion:

- Members will submit individual responses to the Reform
- J Nuttall suggested NEWROC meet with Darelle Merritt DLGSC

## 7.4. WORKFORCE PLANNING

<b>FILE REFERENCE:</b>	035-6 Federal Grants
<b>REPORTING OFFICER:</b>	Caroline Robinson
<b>DISCLOSURE OF INTEREST:</b>	Nil
<b>DATE:</b>	24 November 2021
<b>ATTACHMENT NUMBER:</b>	
<b>CONSULTATION:</b>	Stephen Grimmer
<b>STATUTORY ENVIRONMENT:</b>	Nil
<b>VOTING REQUIREMENT:</b>	Simple Majority

### BACKGROUND

At the June Council meeting, an item was presented on Regional Liveability. Key points from the item included:

- One of the long term goals of the NEWROC is to attract and retain people to the towns of the member local governments and to continue to improve liveability.
- The Regional Australia Institute launched a Liveability Toolkit at the 2021 Regions Rising National Summit in Canberra by the Hon Mark Coulton, Minister for Regional Health, Regional Communications and Local Government. The Liveability Toolkit is a comprehensive, step-by-step practical guide for regional leaders looking to build their community populations. Link: <http://www.regionalaustralia.org.au/home/liveability-toolkit/>
- Members were supportive of using the toolkit in the future to the benefit of the NEWROC members and communities

Since the June meeting:

- Members have expressed anecdotally the difficulty in attracting and retaining employees to their local government and also for other businesses in the district
- Members are in the process of or planning to complete their individual Workforce Plans
- Stephen Grimmer has offered to develop a NEWROC Workforce Plan
- We have discussed offering training to employees such as customer service, mental health etc – on an as needed basis

### PROPOSAL

1. NEWROC develop a Workforce Plan that combines the common strategies or priorities from each of the members, including future workforce projections (to be workshopped by the Executive)
2. NEWROC consider funding elements of the Plan in the next Budget with a focus on developing the capacity and skills (hard and soft) of employees across the 7 Shires
3. Use this Workforce Plan as the basis for a BBRF application to receive funding towards activating strategies in the Plan (which will likely include using the Regional Liveability Tool)

Proposed outcomes:

- Coordinated and clear approach by the NEWROC to promote our communities and employment opportunities (Marketing Strategy which can be implemented by the NEWROC EO and members)
- Understanding and responding to future workforce needs
- External funding attracted to member Shires to develop and retain people
- Upskilling Councillors and employees of the NEWROC Shires in a coordinated manner, possible savings, reduced travel to attend training in metropolitan area
- Working collectively as preferred local government employers

It is anticipated the NEWROC EO can complete the NEWROC Workforce Plan in the hours allocated to the role however will require input from the Executive.

**RESOLUTION**

**NEWROC Executive and EO develop a NEWROC Workforce Plan, to help inform a future BBRF application**

**Moved P Klein**

**Seconded L Long**

**CARRIED 6/0**



**7.5. INTERNET - TELECOMMUNICATIONS**

<b>FILE REFERENCE:</b>	035-6 Federal Grants
<b>REPORTING OFFICER:</b>	Caroline Robinson
<b>DISCLOSURE OF INTEREST:</b>	Nil
<b>DATE:</b>	24 November 2021
<b>ATTACHMENT NUMBER:</b>	
<b>CONSULTATION:</b>	Leigh Ballard
<b>STATUTORY ENVIRONMENT:</b>	Nil
<b>VOTING REQUIREMENT:</b>	Simple Majority

**COMMENT**

- DPIRD Digital Farm Grant: FAA signed between Crisp Wireless and DPIRD. NEWROC EO has requested a copy so we can create a similar agreement.
- Talgomine Tower: Site visit has occurred, Crisp Wireless is working with the Shire of Nungarin CEO
- Mukinbudin townsite coverage to enable extension to the north of the Shire: Crisp Wireless is looking into this and will provide an update shortly

The NEWROC EO made written contact with Leigh Ballard to receive an update.

**RESOLUTION**

**Information is received**

**Moved R McCall**

**Seconded P Klein**

**CARRIED 6/0**

Discussion:

- Talgomine site is actually Knungajin and on Water Corp land
- Coverage plan to be requested from Crisp Wireless

**7.6. WDC - TELECOMMUNICATIONS**

<b>FILE REFERENCE:</b>	107-4 Communications
<b>REPORTING OFFICER:</b>	Caroline Robinson
<b>DISCLOSURE OF INTEREST:</b>	Nil
<b>DATE:</b>	25 November 2021
<b>ATTACHMENT NUMBER:</b>	
<b>CONSULTATION:</b>	Grant Arthur (WDC)
<b>STATUTORY ENVIRONMENT:</b>	Nil
<b>VOTING REQUIREMENT:</b>	Simple Majority

**COMMENT**

The Wheatbelt Development Commission is seeking feedback on mobile communications across local governments in the region. This information will be provided to DPIRD.

The WDC sent locations through to each member for commentary. If there is anything NEW to add then the WDC is seeking this feedback e.g. economic development opportunities.

The NEWROC can respond as a collective and then identify individual site information in the response. The information is sought as soon as possible.

**RESOLUTION**

**NEWROC submit a collective response and also make commentary on specific sites in member communities**

**Moved J Nuttall**

**Seconded L Parola**

**CARRIED 6/0**

**7.7. Town Team Builder**

**FILE REFERENCE:** 042-6 NEWROC Promotion  
**REPORTING OFFICER:** Caroline Robinson  
**DISCLOSURE OF INTEREST:** Nil  
**DATE:** 24 November 2021  
**ATTACHMENT NUMBER:**  
**CONSULTATION:** Jimmy Murphy Town Teams  
 Dirk Sellenger  
**STATUTORY ENVIRONMENT:** Nil  
**VOTING REQUIREMENT:** Simple Majority

**COMMENT**

Applications were received for the Town Team Builder position. Two applicants will be interviewed by the NEWROC EO and Town Teams on Friday 26 November. An update will be provided to members at the meeting.

**RESOLUTION**

**Information is received.**

**Moved L Long**

**Seconded L Parola**

**CARRIED 6/0**

Discussion:

- Alyce Ventris has been appointed as the Town Team Builder (Feb 2022 commencement)

**8. EMERGING NEWROC ISSUES****8.1 Customer Complaints Resolution Program**

The LG Professionals WA Customer Complaints Resolution Program is designed to empower your team and build confidence in the way they view complaints from customers (internal and external). This program is not just about ticking a training box, it is about changing behaviours, and understanding that complaints are an opportunity to learn and improve.

The Shire of Dowerin has made contact with LG Professionals to possibly offer a regional workshop and is seeking whether any members are interested in the program.

**ACTION: R McCall to seek some additional details on price**

**9. GENERAL UPDATES****Regional Subsidiary**

A letter and proposed charter was sent to the Minister for Local Government on

**NEWROC Presentations by NEWROC EO**

Presentation to the Shire of Wyalkatchem Council on Thursday 18 November 2021  
Upcoming presentation to the Shires of Dowerin and Mt Marshall on Tuesday 21 December 2021

**National Housing Infrastructure Fund**

Eligible projects must:

- Provide critical infrastructure to support new housing (particularly new affordable housing)
- Demonstrate “additionality” that is, the project would be unlikely to proceed, or would be likely to proceed only at a much later date, or with a lesser impact on new affordable housing, without financing provided by the NHFIC.

Examples of eligible projects that may be funded by the NHIF include (but are not limited to):

- New or upgraded infrastructure for services such as water, sewerage, electricity, telecommunications or transportation.
- Site remediation works including the removal of hazardous waste or contamination

[RDA WA Funding and Grants Hub \(grantguru.com.au\)](http://grantguru.com.au)

**Leadership Program**

Peter Klein will seek to coordinate this training in early 2022

**Local Government Policies**

Discussion regarding policies and mapping what each member has. Shire of Wyalkatchem is currently reviewing their policies and has a view to reducing the number of policies

**ACTION: NEWROC EO to map the policies of each member to seek out synergies and ‘gaps’**

**10. 2021 MEETING SCHEDULE**

14 December

Council

Shire of Mt Marshall **(3pm)**

**11. CLOSURE**

Darren Simmons thanked everyone for their attendance and closed the meeting at 3.54pm

<b>8.3.2 Wheatbelt North-East SRRG Meeting Minutes 15<sup>th</sup> November 2021</b>	
Location:	ZOOM
File Ref:	ADM
Applicant:	Dirk Sellenger, Chief Executive Officer
Date:	29 <sup>th</sup> November 2021
Disclosure of Interest:	Nil
Responsible Officer	Dirk Sellenger, Chief Executive Officer
Author:	Louise Sellenger, Manager of Corporate Services
Voting Requirements	Simple Majority
Documents Attached	Minutes of Wheatbelt North-East SRRG held 15 <sup>th</sup> November 2021 (6 pages)
Documents Tabled	Nil

### **Background**

A meeting of the Wheatbelt North-East Sub Regional Road Group (SRRG) was held 15<sup>th</sup> November 2021 via Zoom.

### **Officer Comment:**

The following items form part of the Minutes:

3. Election of Office Bearers
4. Confirmation of Minutes of Meeting 5<sup>th</sup> July 2021
5. Business Arising
6. Correspondence
7. Business Arising from Correspondence
8. General Business
  - 8.1 Ratification of Out of Session Endorsements
9. Other Business
  - 9.1 WNE SRRG 21/22 Yr Road Program Funding Recoup Status
10. Next Meeting Dates

### **OFFICER RECOMMENDATION**

#### **Council Decision Number –**

**Moved: Cr**

**Seconded: Cr**

**That Council receive the Wheatbelt North East SRRG Minutes of meeting held 15<sup>th</sup> November 2021.**

**Carried /**



# WHEATBELT NORTH-EAST SRRG



**Chairperson:** Cr Cr E O'Connell  
**Deputy Chairperson:** Cr G Waters

**Secretary:** Mr R Munns

R Munns Engineering Consulting Services  
PO Box 516  
NARROGIN WA 6312  
Mob : 0407 604 164

## Unconfirmed Minutes of the Sub Regional Road Group Zoom Video Conference Meeting held on Monday the 15th November 2021 at 9.09 am.

### 1. DECLARATION OF OPENING/ANNOUNCEMENT OF VISITORS

The Retiring Chairperson declared the meeting open at 9.09 am, welcomed everyone in attendance, including the new Delegate from the Shire of Koorda, Cr Nick Chandler, and vacated the Chair for the election of Chairperson for the next two (2) year period.

### 2. ATTENDANCE/APOLOGIES

#### Attendance

Cr Eileen O'Connell	Shire of Nungarin	(Chairperson and Voting Delegate)
Cr Geoff Waters	Shire of Trayning	(Voting Delegate)
Cr Steve Gamble	Shire of Wyalkatchem	(Voting Delegate)
Cr Karin Day	Shire of Westonia	(Voting Delegate)
Cr Bryan Close	Shire of Yilgarn	(Voting Proxy Delegate)
Cr Nick Chandler	Shire of Koorda	(Voting Delegate)
Cr Emma Holdsworth	Shire of Wyalkatchem	(Proxy Delegate)
Mr Dirk Sellenger	CEO – Shire of Mukinbudin	
Mr John Nuttall	CEO – Shire of Mt Marshall	
Mr Nic Warren	CEO – Shire of Yilgarn	
Mr Leonard Long	CEO – Shire of Nungarin	
Ms Leanne Parola	CEO – Shire of Trayning	
Mr Darren Simmons	CEO – Shire of Koorda	
Mr Darren West	Manager of Works – Shire of Koorda	
Mr Rob Bosenberg	Manager of Works – Shire of Yilgarn (Retiring)	
Mr Glenn Brigg	Manager of Works – Shire of Yilgarn (Newly Appointed)	
Mr Steve Thomson	Manager of Works – Shire of Trayning	
Mr Terry Delane	Manager of Works – Shire of Wyalkatchem	
Mr Cameron Large	Manager of Works – Shire of Nungarin	
Ms Allison Hunt	Secretary WN RRG – MRWA	(Secretary – WN RRG)
Mr Rod Munns	Consulting Engineer - RMECS	(Secretary)

#### Apoloiges

Cr Romina Nicoletti	Shire of Mukinbudin	(Delegate)
Cr Wayne Della Bosca	Shire of Yilgarn	(Delegate)
Cr Tanya Gibson	Shire of Mt Marshall	(Delegate)
Mr Peter Klein	CEO - Shire of Wyalkatchem	
Mr Jamie Criddle	CEO – Shire of Westonia	
Mr Bill Price	Manager of Works – Shire of Westonia	

### 3. ELECTION OF OFFICE BEARERS

#### 3.1 Election of WNE SRRG Chairperson

Cr E O'Connell was nominated by Cr G Waters and seconded by Cr K Day, and accepted the nomination. There being no further nominations Cr E O'Connell was re-elected as Chairperson of the WNE SRRG.

#### Election of WNE SRRG Deputy Chairperson

Cr G Waters was nominated by Cr E O'Connell and seconded by Cr B Close, and accepted the nomination. There being no further nominations Cr G Waters was re-elected as Deputy Chairperson of the WNE SRRG.

#### Election of WNE SRRG Secretary

Mr R Munns was nominated by Cr E O'Connell and seconded by Cr G Waters, and accepted the nomination. There being no further nominations Mr R Munns was re-elected as Secretary of the WNE SRRG.

#### Election of Representatives to WN RRG Technical Committee

##### Election of WN RRG Technical Committee Voting Representative

Mr R Munns was nominated by Cr E O'Connell and seconded by Cr N Chandler, and accepted the nomination. There being no further nominations Mr R Munns was re-elected as the WNE SRRG's Voting Representative to the WN RRG Technical Committee.

##### Election of WN RRG Technical Committee Proxy Representative

Mr D West was nominated by Cr N Chandler and seconded by Cr G Waters, and accepted the nomination. There being no further nominations Mr D West was elected as the WNE SRRG's Proxy Representative to the WN RRG Technical Committee.

Mr S Thomson advised that he would be happy to fill in as the Group's second Proxy Representative on the WN RRG Technical Committee.

#### 3.2 Election of WNE SRRG Delegates for WN RRG

##### Election of WN RRG Voting Delegate

Cr E O'Connell was nominated by Cr G Waters and seconded by Cr K Day, and accepted the nomination. There being no further nominations Cr E O'Connell was re-elected as the WNE SRRG's Voting Delegate to the WN RRG.

##### Election of 2 x WN RRG Proxy Delegates

Cr G Waters was nominated as First Proxy Delegate by Cr E O'Connell and seconded by Cr B Close, and accepted the nomination. There being no further nominations Cr G Waters was re-elected as the WNE SRRG's First Proxy Delegate to the WN RRG.

Cr W Della Bosca was nominated as Second Proxy Delegate by Cr B Close and seconded by Cr K Day. There being no further nominations Cr W Della Bosca was re-elected as the WNE SRRG's Second Proxy Delegate to the WN RRG.



**4. CONFIRMATION OF MINUTES OF MEETING 5<sup>th</sup> July 2021****RESOLUTION 1**

That the minutes of the WNE SRRG Meeting, held on the 5<sup>th</sup> July 2021, be confirmed as a true and correct record of proceedings.

Moved Cr K Day

Seconded Cr G Waters

Carried 6/0

**5. BUSINESS ARISING FROM PREVIOUS MINUTES**

Nil.

**6. CORRESPONDENCE****6.1 Correspondence In**

- a) Advice of, and Minutes of WN RRG Technical Committee Meeting held 7<sup>th</sup> July 2021 (Atts 2a i and ii) – received via email from Allison Hunt on 18<sup>th</sup> July 2021.
- b) Advice of, and 2021/22 Yr State Blackspot Program (Atts 2b i and ii) – received via email from Allison Hunt on 28<sup>th</sup> July 2021.
- c) Advice of, and Circulation of WN RRG Policies and Procedure's Manual (Atts 2c i and ii) – received via email from Allison Hunt on 29<sup>th</sup> July 2021.
- d) Advice of Circulation of Finalised Draft of Regional Strategies for Significant Local Government Roads (Roads 2040) for WN RRG – for Approval (Att 2d) – received via email from Allison Hunt on 9<sup>th</sup> August 2021.
- e) Advice of, and Circulation of MRWA 21/22 Yr Wheatbelt Region Roadworks Map (Atts 2e i and ii) – received via email from Allison Hunt on 10<sup>th</sup> August 2021.
- f) Advice of, and Circulation of Draft Minutes of WN RRG Meeting held 26<sup>th</sup> July 2021 (Atts 2f i and ii) – received via email from Allison Hunt on 20<sup>th</sup> August 2021.
- g) Advice of Draft Native Vegetation Policy Information Session & Workshop (Att 2g) – received via email from Allison Hunt on 3<sup>rd</sup> September 2021.
- h) Reminder of Closure Date for 22/23 Yr Commodity Route Funding Applications by 17<sup>th</sup> September 2021 (Att 2h) – received via email from Allison Hunt on 15<sup>th</sup> September 2021.
- i) Confirmation that seven (7) Out-Of-Session Endorsement Emails have been received from WNE SRRG Delegates for 22/23 Yr WNE SRRG Road Program and Alteration to the Shire of Wyalkatchem's 20/21 Yr Road Program Funding Reallocations (Att 2i) – received via email from Allison Hunt on 18<sup>th</sup> October 2021.
- j) Advice of, and Circulation of WSNF Update Letter from Cr K Crute and Stage 2 Priority Route Commentary & List (Atts 2j i, ii and ii) – received via email from Allison Hunt on 19<sup>th</sup> October 2021.
- k) Advice of Link to Download Latest WN RRG Funding Recoup Register (Att 2k) – received via email from Allison Hunt on 20<sup>th</sup> October 2021.
- l) Advice of, and Circulation of WNE SRRG and WN RRG Requirements to meet to Elect Delegates by End November 2021 and WN RRG Reference Information for Elected Members Guidelines attached (Atts 2l i and ii) – received via email from Allison Hunt on 20<sup>th</sup> October 2021.

**6.2 Correspondence Out**

- m) Request to WNE SRRG Delegates to Consider the Endorsement of 22/23 Yr WNE SRRG Road Program and Re-allocation of RRG Funding between the Shire of Wyalkatchem's two 2020/21 Yr Projects (Att 2m) – issued via email from Rod Munns on 6<sup>th</sup> October 2021.
- n) Forwarding of Seven (7) Endorsement Emails to Allison Hunt for the Endorsement of 22/23 Yr WNE SRRG Road Program and Re-allocation of RRG Funding between the

## Minutes of Wheatbelt North East SRRG 15<sup>th</sup> November 2021

Shire of Wyalkatchem's two 2020/21 Yr Projects (Att 2n) – issued via email from Rod Munns on 18<sup>th</sup> October 2021.

- o) Forwarding of Final 22/23 Yr WNE SRRG Road Program Summary Sheet to Allison Hunt (Atts 2o i and ii) – issued via email from Rod Munns on 18<sup>th</sup> October 2021.

### RESOLUTION 2

**That the incoming & outgoing correspondence be accepted.**

**Moved Cr G Waters**

**Seconded Cr N Chandler**

**Carried 6/0**

## 7. BUSINESS ARISING FROM CORRESPONDENCE

In relation to item 6.1 a), from the 7<sup>th</sup> July 2021 WN RRG Technical Committee Meeting Minutes, Ms Allison Hunt advised that she had not had a chance to provide an "Information Pack" for new LG Staff (Works Managers / Admin Staff) outlining the requirements, solutions and deadlines for RRG and other Funding Streams. This item is on the list for completion in the early New Year.

In relation to item 6.1 d), Ms Allison Hunt advised that the Draft WN RRG 2040 Program has been finalized and will be considered for Endorsement by the WN RRG via Out-Of-Session approval. Ms Hunt also advised that this is a live document and can be updated as required via approval from the affected SRRG, WN RRG Technical Committee and WN RRG. New roads to be added to this Program will need to satisfy the new Finalised Draft Guidelines and Criteria for Identifying Significant Local Government Roads.

In relation to item 6.1 o), I advised that I have sent all Member Council's full MCAs and supporting documentation for Road Projects for the 22/23 Yr, to Ms Allison Hunt.

## 8. GENERAL BUSINESS

### 8.1 Ratification of Out-Of-Session Endorsements.

The Group has recently endorsed the Out-Of-Session approval for two (2) items. These being:

- 1) Endorsement of the Group's submitted 2022/23 Yr RRG Road Program, and
- 2) The Shire of Wyalkatchem's request for the Group to rescind a resolution to re-allocate funding between their two (2) 2020/21 Yr projects located on the Cunderdin / Wyalkatchem Rd and the Tammin / Wyalkatchem Rd – the re-allocation of funding which was not required at EOFY.

The two (2) Out-Of-Session Endorsements are provided below:

### OUT-OF-SESSION ENDORSEMENT 1

**That :**

- 1) **our 2022/23 Yr SRFTLGA Road Program (as per the 2022/23 Yr Road Program Summary Sheet) attached be endorsed.**
- 2) **this Program be forwarded to the WN RRG for further consideration.**

**Endorsed Out-Of-Session by 7 of 8 Member Council Delegates from the 7-11<sup>th</sup> October 2021.**

**OUT-OF-SESSION ENDORSEMENT 2**

To Rescind items a) ii and iii of the previous Out-Of-Session endorsed Resolution as below – emailed out to Member Council Delegates on 3<sup>rd</sup> June 2021, and reply endorsement emails received by 9<sup>th</sup> June 2021 – as requested by the Shire of Wyalkatchem at the 30<sup>th</sup> June 2021.

**Resolution**

That:

- a) the Shire of Wyalkatchem's 2020/21 Yr Road Program be revised and endorsed as follows:
- i) The scope of works for the Shoulder Widening and Primersealing Project on the Tammin / Wyalkatchem Rd be altered from SLK 14.21 – 16.36 (2.15km) to a total 2.59km long similar project on two (2) sections from SLK 17.79 – 19.86 & SLK 22.07 – 22.59 (as endorsed via Out – Of – Session).
  - ii) The TEC for the larger scope of works in the alteration in i) above be increased from the original \$ 135,960 to \$ 165,000 – an increase of \$ 29,040 which is relative to the increase in scope of works.
  - iii) The TEC for the 6.3km section to the Shoulder Reconditioned on the Cunderdin / Wyalkatchem Rd from SLK 17.85 – 24.18 be reduced by \$ 29,040 from the original \$ 251,850 to \$ 222,810 – no change in project scope since expected efficiencies will offset this project cost reduction.
- b) these endorsed program changes be forwarded to the WNRRG for further endorsement.

Endorsed Out-Of-Session by 6 of 8 Member Council Delegates on 9<sup>th</sup> June 2021.

Endorsed Out-Of-Session by 7 of 8 Member Council Delegates from the 7-11<sup>th</sup> October 2021.

**RESOLUTION 3**

That the above two (2) Out-Of-Session Endorsements be accepted.

Moved Cr K Day

Seconded Cr G Waters

Carried 6/0

**9. OTHER BUSINESS****9.1 WNE SRRG 21/22 Yr Road Program Funding Recoup Status**

Ms Allison Hunt advised that our Group has currently recouped 44% of Funding for the current year's Road Program, and encouraged Member Councils to recoup the second 40% funding and / or Final 20% funding allocations, if in the position to do so.

**10. NEXT MEETING DATES****10.1 Next WN RRG Meeting**

The next WN RRG meeting is to be held late November 2021 via Zoom Video Conference to elect new WN RRG Chairperson and Deputy Chairperson for the next two (2) year period. The meeting following that is scheduled to be held late February 2022, at the Shire of Northam's Recreation Centre, at 44 Peel Tce commencing at 10.00am.

**10.2 Next WN RRG Technical Committee Meeting**

The next WN RRG Technical Committee meeting is TBA.

**10.3 Next WNE SRRG Meeting**

The next WNE SRRG meeting was tentatively scheduled for early February 2022 (generally at least two weeks prior to the late February WN RRG Meeting), and is to be conducted via a Zoom Video Conference. The date for this meeting will be scheduled closer to that time. The meeting following that is expected to take place at the end of March 2022, and is to be conducted as an In-Person Meeting.

**11. CLOSURE OF MEETING**

The Chairperson thanked everyone for their attendance.

There being no further business, the meeting was closed at 9.35 am.

<b>8.3.3 Great Eastern Country Zone Meeting Minutes 22<sup>nd</sup> November 2021</b>	
Location:	Kellerberrin Recreation and Leisure Centre
File Ref:	ADM 306
Applicant:	Dirk Sellenger, Chief Executive Officer
Date:	14 <sup>th</sup> December 2021
Disclosure of Interest:	Nil
Responsible Officer	Dirk Sellenger, Chief Executive Officer
Author:	Louise Sellenger, Manager of Corporate Services
Voting Requirements	Simple Majority
Documents Attached	Minutes of Great Eastern Country Zone Meeting held 22 <sup>nd</sup> November 2021 (29 pages)
Documents Tabled	Nil

### **Background**

A Meeting of the Great Eastern Country Zone was held on 22<sup>nd</sup> November at the Kellerberrin Leisure Centre.

### **Officer Comment:**

The following items form part of the Minutes:

#### **6. GUEST SPEAKERS / DEPUTATIONS**

- 6.1 Warren Pearce, CEO, Association of Mining and Exploration Companies
- 6.2 Richard Burnell, Executive Director Corporate Services, Department of Fire and Emergency Services
- 6.3 Natalie Contos, Principal Policy Officer, Aboriginal Engagement
- 6.4 Jody Nunn, CEO, Reconciliation WA

#### **7. MINUTES**

- 7.1 Confirmation of Minutes from the Great Eastern Country Zone meeting held Monday 23 August 2021
- 7.2 Business Arising from the Minutes of the Great Eastern Country Zone Meeting Monday 23 August 2021
  - 7.2.1 Item 7.4, State Planning Policy

#### **8. ZONE BUSINESS**

- 8.1 Audit Report
- 8.2 Proposed Meeting Dates for 2021
- 8.3 Agricultural Freight Group feedback request
- 8.4 Zone meeting start time
- 8.5 Local Government Legislative Reform
- 8.6 Work Health and Safety (WHS) Legislation Update
- 8.7 Bridges Renewal Program
- 8.8 Social Housing Information Item

#### **9. ZONE REPORTS**

- 9.1 Zone President Report

- 9.2 Local Government Agricultural Freight Group
- 9.3 Wheatbelt District Emergency Management Committee
- 9.4 Wheatbelt Health MOU Group
- 9.5 WALGA Roadwise

**10. WESTERN AUSTRALIAN LOCAL GOVERNMENT ASSOCIATION (WALGA) BUSINESS**

- 10.1 State Councillor Report
- 10.2 WALGA Status Report
- 10.3 Review of WALGA State Council Agenda – Matters for Decision
- 10.4 WALGA President’s Report

**11. MEMBERS OF PARLIAMENT**

**12. AGENCY REPORTS**

- 12.1 Department of Local Government, Sport and Cultural Industries
- 12.2 Wheatbelt Development Commission
- 12.3 Main Roads Western Australia
- 12.4 Wheatbelt RDA
- 12.5 Water Corporation

**OFFICER RECOMMENDATION**

**Council Decision Number –**

**Moved: Cr**

**Seconded: Cr**

**That Council receive the Great Eastern Country Zone Meeting Minutes for 22<sup>nd</sup> November 2021.**

**Carried /**

# Great Eastern Country Zone

## Minutes

**Held at Kellerberrin Recreation and Leisure Centre**

**Commenced at 9:30am  
Monday 22 November 2021**

## Table of Contents

<b>1. ELECTIONS</b>	<b>4</b>
1.1 Elections of Chair and Deputy Chair of the Great Eastern Country Zone	4
1.2 Elections of State Council Representatives and Deputy State Council Representatives to the Great Eastern Country Zone	4
1.3 Election of up to three (3) Zone Executive Committee Members of the Great Eastern Country Zone	5
1.4 Election of Local Government Agricultural Freight Group of the Great Eastern Country Zone – 1 Delegate and 1 Deputy Delegate	6
1.5 Wheatbelt District Emergency Management Committee of the Great Eastern Country Zone – 1 Delegate and 1 Deputy Delegate	7
1.6 Election of the Regional Health Advocacy Representative of the Great Eastern Country Zone – 1 Delegate and 1 Deputy Delegate	8
 <b>2. OPENING AND WELCOME</b>	 <b>9</b>
 <b>3. ATTENDANCE AND APOLOGIES</b>	 <b>9</b>
 <b>4. DECLARATIONS OF INTEREST</b>	 <b>11</b>
 <b>5. ANNOUNCEMENTS</b>	 <b>11</b>
 <b>6. GUEST SPEAKERS / DEPUTATIONS</b>	 <b>11</b>
6.1 Warren Pearce, CEO, Association of Mining and Exploration Companies	11
6.2 Richard Burnell, Executive Director Corporate Services, Department of Fire and Emergency Services	11
6.3 Natalie Contos, Principal Policy Officer, Aboriginal Engagement	12
6.4 Jody Nunn, CEO, Reconciliation WA	12
 <b>7. MINUTES</b>	 <b>13</b>
7.1 Confirmation of Minutes from the Great Eastern Country Zone meeting held Monday 23 August 2021	13
7.2 Business Arising from the Minutes of the Great Eastern Country Zone Meeting Monday 23 August 2021	14
7.2.1 Item 7.4, State Planning Policy	14
 <b>8. ZONE BUSINESS</b>	 <b>14</b>
8.1 Audit Report	14
8.2 Proposed Meeting Dates for 2021	14
8.3 Agricultural Freight Group feedback request	15
8.4 Zone meeting start time	16
8.5 Local Government Legislative Reform	16
8.6 Work Health and Safety (WHS) Legislation Update	17
8.7 Bridges Renewal Program	19
8.8 Social Housing Information Item	19



<b>9. ZONE REPORTS .....</b>	<b>19</b>
9.1 Zone President Report.....	19
9.2 Local Government Agricultural Freight Group.....	19
9.3 Wheatbelt District Emergency Management Committee .....	19
9.4 Wheatbelt Health MOU Group .....	20
9.5 WALGA Roadwise .....	20
<b>10. WESTERN AUSTRALIAN LOCAL GOVERNMENT ASSOCIATION (WALGA) BUSINESS.....</b>	<b>21</b>
9.1 State Councillor Report.....	21
9.2 WALGA Status Report .....	22
9.3 Review of WALGA State Council Agenda – Matters for Decision.....	25
9.4 WALGA President’s Report .....	28
<b>11. MEMBERS OF PARLIAMENT.....</b>	<b>12</b>
<b>12. AGENCY REPORTS.....</b>	<b>12</b>
11.1 Department of Local Government, Sport and Cultural Industries .....	12
11.2 Wheatbelt Development Commission .....	13
11.3 Main Roads Western Australia .....	13
11.4 Wheatbelt RDA.....	13
11.5 Water Corporation.....	13
<b>13. EMERGING ISSUES.....</b>	<b>28</b>
<b>14. URGENT BUSINESS.....</b>	<b>29</b>
<b>15. DATE, TIME AND PLACE OF NEXT MEETINGS .....</b>	<b>29</b>
<b>16. CLOSURE.....</b>	<b>29</b>

# Great Eastern Country Zone

Meeting held at Kellerberrin Recreation and Leisure Centre

Commenced at 9.30am, Monday 22 November 2021

## Agenda

### 1. ELECTIONS

#### 1.1 Elections of Chair and Deputy Chair of the Great Eastern Country Zone

Pursuant to the WALGA Constitution, the Secretariat shall assume the Chair for conducting the election of office bearers.

Guidelines for elections were distributed to Member Councils via email dated 20 October 2021.

The election for the Chairperson and Deputy Chairperson shall be conducted and the term set at two years expiring in November 2023, in line with the terms of State Council representatives and in sync with Local Government Elections.

##### Chairperson:

The following nomination was received for the positions of Chair for 2 years, November 2021 to November 2023.

- Cr Tony Sacshe, Shire of Mount Marshall

##### DECLARATION

**That Cr Tony Sacshe, be elected as Chairperson of the of the Great Eastern Country Zone for the term of 2 years, November 2021 to November 2023.**

##### Deputy Chairperson:

No written nominations were received for the position of Deputy Chairperson. Nominations will be called from the floor.

Each voting delegate will be entitled to cast one (1) vote in the ballot process.  
The candidates with the greater number of votes will be elected.

##### DECLARATION

**That Cr Quentin Davies, be elected as Deputy Chairperson of the Great eastern Country Zone for the term of 2 year, November 2021 to November 2023.**

#### 1.2 Elections of State Council Representatives and Deputy State Council Representatives to the Great Eastern Country Zone

Pursuant to the WALGA Constitution, the Secretariat shall assume the Chair for conducting the election of representatives and deputy representatives to the State Council.

Guidelines for elections were distributed to Member Councils via email dated 20 October 2021.

WALGA incorporates a 24 members State Council with its members derived from Metropolitan and Country Zones. The State Council is chaired by the Association President.

In accordance with sub-clause 9(3) of the WALGA Constitution representatives and <sup>178</sup> deputy representatives to the State Council shall be elected by Zones of the Metropolitan and Country constituencies for two (2) year terms, commencing from the Ordinary Meeting of State Council in December 2021 and concluding at the Ordinary Meeting of State Council two years later.

For the Great Eastern Country Zone, there is one (1) representative positions on State Council and one (1) deputy representative positions. The term is from the Ordinary Meeting of State Council in December 2021 and concluding at the Ordinary Meeting of State Council in December 2023.

State Councillor:

The following written nominations were received for the position of State Council Representative:

- Cr Stephen Strange, Shire of Bruce Rock

**DECLARATION**

**That:**

Cr Stephen Strange, Shire of Bruce Rock

**be elected as State Council Representative of the Great Eastern Country Zone to the State Council for the term of 2 years, December 2021 to December 2023.**

Deputy State Councillor:

The following written nomination was received for the position of Deputy State Councillor Representative.

- Cr Stephen Strange, Shire of Bruce Rock
- Cr Tony Sachse, Shire of Mount Marshall

**DECLARATION**

**That:**

Cr Tony Sachse, Shire of Mount Marshall

**be elected as Deputy State Council Representative of the Great Eastern Country Zone to the State Council for the term of 2 years, December 2021 to December 2023.**

Elected delegates to note the following details:

WALGA will host a 'State Councillor Induction Session' on 24 November at 4pm.

Further information will be e-mailed shortly.

<b>1.3 Election of up to three (3) Zone Executive Committee Members of the Great Eastern Country Zone</b>
---

Automatic Executive Committee membership will include the Zone President, Deputy Zone President and the State Councillor Representative.

The election for the Zone Executive Committee representatives shall be conducted and the term set at two years expiring in November 2023, in line with the terms of Zone Delegates and in sync with Local Government Elections.

Nominations for up to three Zone Executive Committee Representatives will be taken from the floor.

Each voting delegate will be entitled to cast one (1) vote in the ballot process.

The candidates with the greater number of votes will be elected.

- Cr Kellie Mortimore, Shire of Narembeen
- Cr Melanie Brown, Shire of Trayning
- Cr Karen Day, Shire of Westonia

## DECLARATION

**That Cr Kellie Mortimore, Cr Melanie Brown and Cr Karen Day, be elected as Zone Executive Committee representative for the term of 2 years, November 2021 to November 2023.**

### **1.4 Election of Local Government Agricultural Freight Group of the Great Eastern Country Zone – 1 Delegate and 1 Deputy Delegate**

The election for the Local Government Agricultural Freight Group delegates of the Great Eastern Country Zone shall be conducted.

#### Delegate

Nominations for the Local Government Agricultural Freight Group Delegate will be taken from the floor.

Each voting delegate will be entitled to cast one (1) vote in the ballot process. The candidates with the greater number of votes will be elected.

- Cr Tony Sachse

## DECLARATION

**That Cr Tony Sachse, be elected as Local Government Agricultural Freight Group Delegate of the Great Eastern Country Zone.**

#### Deputy Delegate

Nominations for the Local Government Agricultural Freight Group Deputy Delegate will be taken from the floor.

Each voting delegate will be entitled to cast one (1) vote in the ballot process. The candidates with the greater number of votes will be elected.

- Cr Mark Crees, Shire of Westonia

## DECLARATION

**That Cr Mark Crees, be elected as Local Government Agricultural Freight Group Deputy Delegate of the Great Eastern Country Zone**

**We ask the elected delegates to note the details of the next meeting of the Agricultural Freight Group:**

on **FRIDAY 26 NOVEMBER 2021**  
 at **WATTLE ROOM, WALGA**  
**170 RAILWAY PARADE, WEST LEEDERVILLE**  
 commencing **1.00 PM**

## 1.5 Wheatbelt District Emergency Management Committee of the Great Eastern Country<sup>180</sup> Zone – 1 Delegate and 1 Deputy Delegate

The election for the Wheatbelt District Emergency Management Committee delegates of the Great Eastern Country Zone shall be conducted.

The following nomination was received:

### Delegate

- Cr Tony Sachse, Shire of Mount Marshall

Further nominations will be taken from the floor.

Each voting delegate will be entitled to cast one (1) vote in the ballot process.  
The candidates with the greater number of votes will be elected.

### **DECLARATION**

**That Cr Tony Sachse, be elected as Wheatbelt District Emergency Management Committee Delegate of the Great Eastern Country Zone**

### Deputy Delegate

Nominations for the Wheatbelt District Emergency Management Committee Deputy Delegate will be called from the floor.

- Cr Glenice Batchelor, Shire of Tammin

Each voting delegate will be entitled to cast one (1) vote in the ballot process.  
The candidates with the greater number of votes will be elected.

### **DECLARATION**

**That Cr Glenice Batchelor, be elected as Wheatbelt District Emergency Management Committee Deputy Delegate of the Great Eastern Country Zone**

**1.6 Election of the Regional Health Advocacy Representative of the Great Eastern Country Zone – 1 Delegate and 1 Deputy Delegate**

The election for the Regional Health Advocacy Representative of the Great Eastern Country Zone shall be conducted.

Delegate

Nominations for the Regional Health Advocacy Representative will be taken from the floor.

Each voting delegate will be entitled to cast one (1) vote in the ballot process. The candidate with the greater number of votes will be elected.

- Cr Alison Harris, Shire of Cunderdin

**DECLARATION**

**That Cr Alison Harris, be elected as the Regional Health Advocacy Representative Delegate of the Great Eastern Country Zone.**

Deputy Delegate

Nominations for the Regional Health Advocacy Representative Deputy Delegate will be taken from the floor.

Each voting delegate will be entitled to cast one (1) vote in the ballot process. The candidate with the greater number of votes will be elected.

- Cr Glenice Batchelor, Shire of Tammin

**DECLARATION**

**That Cr Glenice Batchelor, be elected as the Regional Health Advocacy Representative Deputy Delegate of the Great Eastern Country Zone.**

## 2. OPENING AND WELCOME

## 3. ATTENDANCE AND APOLOGIES

### Attendance

#### Great Eastern Country Zone Delegates and CEO's

Shire of Bruce Rock	President Cr Stephen Strange Deputy President Cr Anthony Cook Mr Darren Mollenoyux, Chief Executive Officer, Shire of Bruce Rock
Shire of Cunderdin	President Cr Alison Harris Mr Stuart Hobley, Chief Executive Officer, non-voting delegate
Shire of Dowerin	President Cr Robert Trepp Cr Darrel Hudson Ms Rebecca McCall, Chief Executive Officer, non-voting delegate
Shire of Kellerberrin	Deputy President Cr Emily Ryan Mr Raymond Griffiths, Chief Executive Officer Ms Codi Brindley-Mullen, Officer
Shire of Kondinin	Deputy President Cr Beverley Gangell Mr David Burton, Chief Executive Officer, non-voting delegate
Shire of Koorda	President Cr Jannah Stratford Mr Darren Simmons, Chief Executive Officer, non-voting delegate
Shire of Merredin	President Cr Mark McKenzie Cr Donna Crook Ms Lisa Clack, Chief Executive Officer, non-voting delegate
Shire of Mount Marshall	President Cr Tony Sachse
Shire of Narembeen	President Cr Kellie Mortimore Mr David Blurton, Chief Executive Officer, non-voting delegate
Shire of Nungarin	President Cr Pippa de Lacy Deputy President Cr Gary Coumbe
Shire of Tammin	President Cr Glenice Batchelor Ms Joanne Soderlund, Chief Executive Officer, non-voting delegate
Shire of Trayning	President Cr Melanie Brown Ms Leanne Parola, Chief Executive Officer, non-voting delegate
Shire of Westonia	President Cr Karen Day Deputy President Cr Mark Crees Mr Jamie Criddle, Chief Executive Officer, non-voting delegate
Shire of Wyalkatchem	Mr Peter Klein, Chief Executive Officer, non-voting delegate
Shire of Yilgarn	Mr Nic Warren, Chief Executive Officer, non-voting delegate

### WALGA Representatives

Tony Brown, Executive Manager Governance & Organisational Services  
 Naoimh Donaghy, Governance and Organisational Services Officer  
 Cliff Simpson, Road Safety Advisor, WALGA

### Guests

Richard Burnell, Executive Director Corporate Services, Department of Fire and Emergency Services  
 Warren Pearce, Chief Executive Officer, Association of Mining and Exploration Companies  
 Mandy Walker, Director Regional Development, RDA Wheatbelt Inc  
 Ammar Mohammed, A/Regional Manager Wheatbelt, Main Roads  
 Jennifer Collins, Department of Local Government, Sport & Cultural Industries – Regional Manger  
 Wheatbelt  
 Kathleen Brown, Electorate Officer, Office of Hon Mia Davies MLA  
 Renee Manning, Wheatbelt Development Commission - Principal Regional Development Officer

### **Apologies**

Martin Aldridge MLC, Member for the Agricultural Region  
 Mia Davies MLC, Member for the Agricultural Region  
 Hon Colin de Grussa MLC

President Cr Alison Harris, Shire of Cunderdin  
 Deputy President Cr Buster Cooper, Shire of Koorda  
 President Cr Kent Mouritz, Shire of Kondinin  
 Deputy President Cr Nick Gillett, Shire of Mount Marshall  
 Mr John Nuttall, Chief Executive Officer, Shire of Mount Marshall  
 President Cr Gary Shadbolt, Shire of Mukinbudin  
 Deputy President Cr Romina Nicoletti, Shire of Mukinbudin  
 Mr Dirk Sellenger, CEO Shire of Mukinbudin  
 Deputy President Cr Scott Stirrat, Shire of Narembeen  
 Mr Leonard Long, CEO, Shire of Nungarin  
 Deputy President Cr Tanya Nicholls, Shire of Tammin  
 Deputy President Cr Geoff Waters, Shire of Trayning  
 President Cr Quentin Davies, Shire of Wyalkatchem  
 Deputy President Cr Owen Garner, Shire of Wyalkatchem

Mike Roberts, Regional Manager, Water Corporation  
 Dayna O’Leary, Policy Officer, Association of Mining and Exploration Companies  
 Vickki Barlow, Senior Policy Advisor Community - Strategy, Policy and Planning

### **Attachments**

The following were provided as attachments to the agenda:

- 1 6.3, Aboriginal Engagement Presentation
- 2 7.1, Minutes, 23 August 2021, Zone Meeting
- 3 8.1, Audit Report
- 4 8.5, Local Government Reform Initiatives
- 5 WALGA Roadwise Report
- 6 WALGA President’s Report
- 7 11.4, Wheatbelt RDA

In addition, please find attached addition documents which were circulated prior to the meeting:

- 8 6.1, Warren Pearce - presentation
- 9 6.2, Richard Burnell - presentation
- 10 12.2, Wheatbelt Development Commission Report
- 11 9.3, Wheatbelt District Emergency Management Report

State Council Agenda – via link: [State Council Agenda December 2021](#)

Minutes Great Eastern Country Zone – 22 November 2021



#### 4. **DECLARATIONS OF INTEREST**

NIL

#### 5. **ANNOUNCEMENTS**

- 5.1 Vickki Barlow, Senior Policy Advisor Community - Strategy, Policy and Planning was an apology for the meeting.
- 5.2 Zone Chair Cr Tony Sachse sought feedback from Members on editing the format of the meeting. The Chair suggested moving *Members of Parliament* and *Agency Speakers* to follow *Guest Speakers*, and then break for 10 minutes before commencing the business of the meeting. This suggestion was received by the Zone and initiated at today's meeting.

For the purpose of these Minutes, original Item numbers will remain the same however will not run concurrently due to the change of format on the day.

**Noted**

#### 6. **GUEST SPEAKERS / DEPUTATIONS**

##### **6.1 Warren Pearce, CEO, Association of Mining and Exploration Companies**

Warren Pearce, Chief Executive Officer, Association of Mining and Exploration Companies, was invited to speak at the August meeting of the Zone. His presentation ensured that Local Governments (as well as other key stakeholders – MPs, WDC, WAFF etc) were aware of the increased activity – the companies involved, and how they are approaching their exploration programs and surrounding communities.

Information was provided on:

- Why there is increased mineral exploration now taking place across the Wheatbelt – and what that means for the region.
- The basics around mineral exploration, land access, and how it interacts with other land users / landholders.
- The companies that are taking up tenure and where and what they are exploring for.

Warren, presented to the Zone, the presentation is attached (Attachment 8)

**Noted**

##### **6.2 Richard Burnell, Executive Director Corporate Services, Department of Fire and Emergency Services**

Richard Burnell, Executive Director Corporate Services, Department of Fire and Emergency Services

Richard has previously presented to the Great Eastern Country Zone and returned to provide an update on:

- ESL and related funding matters
- STAND project update
- Update on Workplace Health & Safety legislation transition support to assist LGs and farming industry groups

Comment:

Richard received a question on notice from the Shire of Nungarin in regard to who is determining what the requirements are for new buildings. Conflicting opinions were heard on if it is the direction of the Department of Fire and Emergency, or requests from the Local Government itself. Richard will reply directly to the Shire of Nungarin and to the Zone.

Richard's presentation is attached (Attachment 9)

**Noted**

**6.3 Natalie Contos, Principal Policy Officer, Aboriginal Engagement**

Natalie was invited to present on Native Title. In her absence, she has provided the attached slides (Attachment 1) from a presentation earlier this year.

**Noted**

**6.4 Jody Nunn, CEO, Reconciliation WA**

Jody was invited to present on Reconciliation Plans and how each Local Government can better engage with their aboriginal communities. Jody is unavailable to attend this meeting however has asked for 2022 dates in the hope of attending a future meeting.

**Noted**

**11. MEMBERS OF PARLIAMENT**

Kathleen Brown, Electorate Officer, Office of Hon Mia Davies MLA

Ms Brown attended on behalf of Mia Davies MLC, Member for the Agricultural Region and highlighted the following information:

- The Aboriginal Cultural Heritage Bill was introduced last week to the Lower House. The Bill was forced through with little consultation time which will have flow on consequences. Mia encourages all Local Governments to put their views forward.
- From the Opposition point of view, they have raised the health system question if Covid does get in, can the hospital system handle it? They also want to ensure there is a teacher in front of all classes and that the vaccine roll out is available to everyone.
- The Regional Banking Taskforce is open for submissions, Local Governments are encouraged to participate.

**NOTED**

**12. AGENCY REPORTS**

**12.1 Department of Local Government, Sport and Cultural Industries**

Jennifer Collins, Department of Local Government, Sport & Cultural Industries – Regional Manger Wheatbelt, presented to the Zone.

Jennifer let the Zone know that the Department are hosting three "Work Health and Safety Act 2020" webinars for the sport and recreation industry:

- 26 November
- 29 November

Further information can be found on the [DLGSC home page](#).

Kid sport is 10 years old. There has been about 245,000 vouchers delivered to kids across the region. Jennifer thanked all those who have been involved.

**Noted**

## **12.2 Wheatbelt Development Commission**

Renee Manning, Wheatbelt Development Commission - Principal Regional Development Officer, provided an update to the Zone.

Renee tabled a report prior to the meeting, now attached (Attachment 10)

**Noted**

## **12.3 Main Roads Western Australia**

Ammar Mohammed, A/Regional Manager Wheatbelt, Main Roads, provided an update to the Zone.

During his presentation, Ammar let Members know that Main Roads Manager of Heavy Vehicles is happy to attend a future meeting to present. This will be brought to the Executive Committee for consideration.

**Noted**

## **12.4 Wheatbelt RDA**

Mandy Walker, Director Regional Development RDA Wheatbelt presented to the Zone, a report is attached (Attachment 7)

**Noted**

## **12.5 Water Corporation**

Mike Roberts, Regional Manager, Goldfields and Agricultural Regions was an apology for this meeting.

**Noted**

## **7. MINUTES**

### **7.1 Confirmation of Minutes from the Great Eastern Country Zone meeting held Monday 23 August 2021 (Attachment 2)**

The Minutes of the Great Eastern Country Zone meeting held on Monday 23 June 2021 have previously been circulated to Member Councils.

### **RECOMMENDATION**

**Moved: Cr Karen Day**

**Seconded: Cr Glenice Batchelor**

**That the Minutes of the Great Eastern Country Zone meeting held Monday 23 August 2021 are confirmed as a true and accurate record of the proceedings.**

**CARRIED**

**7.2 Business Arising from the Minutes of the Great Eastern Country Zone Meeting Monday 23 August 2021**

NIL

**7.2.1 Item 7.4, State Planning Policy**

**Background:**

At the August Zone meeting, it was suggested we seek a speaker to present on the extraction and carting of Morrel Lime in the Eastern Wheatbelt. The Executive Officer is still seeking confirmation of a speaker to attend a 2022 meeting of the Zone to address this topic.

Zone Comment:

To be discussed again by Executive Committee at the next Executive meeting in February.

**Noted**

**8. ZONE BUSINESS**

**8.1 Audit Report**

The 2021 Audited Financial Statements are attached (Attachment 3).

**RECOMMENDATION:**

**Moved: Cr Mortimore**

**Seconded: Cr Glenice Batchelor**

That Audited Financial Statements for the Great Eastern Country Zone be received.

**CARRIED**

**8.2 Proposed Meeting Dates for 2021**

Meeting dates for the Great Eastern Country Zone's Executive Committee and Zone meetings were presented for the Zone's review and acceptance.

The Executive Committee dates are 1.5 weeks prior to the Zone meeting. Zone meetings are scheduled to align with State Council meetings.

NOTICE OF MEETINGS  
GREAT EASTERN COUNTRYZONE EXECUTIVE COMMITTEE 2022

Exec Comm Meeting Dates Thursday	Time	HOST COUNCIL
10 February	Thursday 7.30 am	Teleconference
14 April	Thursday 7.30 am	Teleconference
16 June	Thursday 7.30 am	Teleconference
11 August	Thursday 7.30 am	Teleconference
17 November	Thursday 7.30 am	Teleconference

Please note WALGA's annual convention is being held 2-5 October 2022. Therefore all suggested meetings above will be held via teleconference.

NOTICE OF MEETINGS  
GREAT EASTERN COUNTRY ZONE 2022

Zone Meeting Dates Monday	Time	Host Council	State Council meeting Dates 2022
<b>21 February</b>	Monday 9.30 am	Merredin	Wednesday 2 March
<b>26 April</b>	Tuesday 9.30 am	Kellerberrin	Wednesday 4 May
<b>27 June</b>	Monday 9.30 am	Merredin	Wednesday 6 July
<b>22 August</b>	Monday 9.30 am	Kellerberrin	Regional Meeting 1-2 September
<b>28 November</b>	Monday 9.30 am	Merredin	Wednesday 7 December

Zone Comment:

The Zone raised the possibility of changing the day of the Great Eastern Country Zone meetings. This suggestion will be discussed at the next meeting of the Executive committee.

**ZONE RECOMMENDATION**

**Moved: Cr Glenice Batchelor**

**Seconded: Cr Karen Day**

**That the Great Eastern Country Zone endorse the proposed dates, with the Executive Committee reviewing the dates at the next Executive meeting.**

**CARRIED**

<b>8.3 Agricultural Freight Group feedback request</b>
--

Zone Executive Officers were asked to provide feedback from the Agricultural Freight Group's member Zones as to the continuation of the Group. Feedback is requested on the role it should play particularly with regards to advocacy to the State Government and the frequency of meetings. The Group's current objectives are:

1. To achieve an integrated road/rail network to support the agricultural freight task.
2. To facilitate the development of local government policy and capacity for a coordinated efficient approach to the use of roads by heavy vehicles in the agricultural freight task.
3. To provide input to the Western Australian Local Government Association on the agricultural freight task.
4. To provide a forum to promote and advocate an understanding of the issues associated with local roads supporting the agricultural freight task.
5. To advocate a community and industry understanding of the issues associated with the agricultural freight task.

Zone Comment:

Minutes Great Eastern Country Zone – 22 November 2021

The Zone discussed the structure of the Group isn't working. Cr Strange highlighted the work that has been achieved through the Group.

As the new representative, Cr Tony Sachse will attend the next meeting of the Agricultural Freight Group and participate in a discussion on how the Group can move forward, or if it should be dissolved.

**Noted**

#### **8.4 Zone meeting start time**

The Executive Officer was asked to receive feedback on a suggestion from one of the Zone's member Councils to change the start time of the Zone meetings from 9.30am to 10am moving forward.

If this change is recommended by the Zone, morning tea will be available from 9.30am with a meeting start time of 10am.

#### Zone Comment:

The Zone decided to keep the Zone meeting start time at 9.30am.

**Noted**

#### **8.5 Local Government Legislative Reform**

*Tony Brown, Executive Manager, Governance and Organisational Services, WALGA*

#### **Background**

The Minister for Local Government, the Hon John Carey, MLA announced Local Government legislative reform initiatives on Wednesday 10 November 2021.

The reform proposals are based on the following six major themes:

1. Earlier intervention, effective regulation and stronger penalties
2. Reducing red tape, increasing consistency and simplicity
3. Greater transparency and accountability
4. Stronger local democracy and community engagement
5. Clear roles and responsibilities
6. Improved financial management and reporting.

The reform proposals are based on consultation undertaken over the last five years, and have been developed considering:

- The Local Government Review Panel Final Report (mid 2020)
- The City of Perth Inquiry Report (mid 2020)
- Department of Local Government, Sport and Cultural Industries (DLGSC) consultation on Act Reform (2017-2020)
- The Victorian Local Government Act 2020 and other State Acts
- The Parliament's Select Committee Report into Local Government (late 2020)
- Western Australian Local Government Association (WALGA) Submissions
- Direct engagement with local governments
- Correspondence and complaints
- Miscellaneous past reports.

The information on the reform initiatives can be found [here](#) and is attached (Attachment 4).

The State Government have advised of a 3 month consultation period ending on 4 February 2022.

## Comment

Many of the initiatives outlined as a part of this package have been informed by engagement between our Members and the Minister for Local Government. The Local Government sector will welcome the tiered approach to many requirements according to the differing size and scale of Local Governments.

The Local Government sector has been advocating for the following reform initiatives including:

- introduction of a contemporary intervention framework
- greater clarity of roles and responsibilities of Elected Members and Chief Executive Officers
- tiered compliance approach to financial reporting requirements according to size and scale of Local Governments
- model financial statements and fit for purpose financial ratios
- improved processes relating to regional subsidiaries to facilitate collaborative service delivery
- reducing unnecessary red-tape and a more flexible approach to enable resource sharing
- retention of current election cycle for Elected Members, and
- simplification of strategic planning processes and community engagement models.

WALGA will prepare information to the sector analysing the proposals against current sector positions and recommending positions on proposals that currently do not have a formal position. Sector feedback will be requested with a view to providing a sector response to all of the proposals.

### Zone Comment:

The Zone raised consultation timeframes being an issue. Most Local Governments don't meet until February, however country Shires want to have an input. It was discussed whether an online meeting at the end of January would be of benefit, or if Members should review the document released by WALGA on 23 November and either provide feedback through the State Councillor, or go ahead with an online meeting.

It was decided to review the WALGA document initially and provide feedback through the Great Eastern Country Zone's State Councillor. If WALGA does not address concerns, then a meeting can be considered.

## Noted

### 8.6 Work Health and Safety (WHS) Legislation Update

*Susie Moir, Policy Manager, Resilient Communities*

#### Executive Summary

- The Work Health and Safety Act 2020 (WHS legislation) was passed by the West Australian Parliament in November 2020, and is expected to come into effect in January 2022 with the Regulations and transition period still to be finalised.
- The new WHS legislation introduces a number of new legal terms and concepts, including the term Person Conducting a Business or Undertaking (PBCU). Further, volunteers are now included in the definition of Workers.
- The Local Government sector has expressed concern with the new WHS legislation, particularly around the implications for the management of volunteer bushfire brigades (BFBs).
- A Duty of Care may be shared with others, and if more than one person has a duty in relation to the same matter, they must consult, cooperate and coordinate their activities, which adds additional complexity in the case of BFBs.
- WALGA and LGIS are working to provide support and resources to the sector to assist with the transition to the new WHS legislation.

#### Background

The Work Health and Safety Act 2020 was passed by the West Australian Parliament in November 2020, and is expected to come into effect in January 2022 with the Regulations and transition period still to be finalised.

The main changes in the new legislation are:

- The primary duty holder is the 'person conducting a business or undertaking' (PCBU) which is intended to capture a broader range of contemporary workplace relationships;
- A broader definition of 'worker' which specifically includes volunteers, including BFB volunteers;
- Broader and overlapping duties of care attach to those who have the capacity to exercise influence and control over health and safety matters and a duty to consult with other duty holders;
- A positive duty of due diligence for officers of a PCBU; and
- Increased penalties for offences under the WHS legislation and the introduction of industrial manslaughter provisions;

On 31 August WALGA and LGIS delivered a webinar on the new WHS legislation which was attended by more than 140 people from 80 Local Governments. A panel of presenters from LGIS, Department of Fire and Emergency Services (DFES), McLeods Barristers and Solicitors, and the City of Mandurah shared their knowledge and experience in relation to the new legislation, WHS obligations, and BFB volunteer training and management. The webinar is available on the WALGA website and a FAQ document is being developed jointly by LGIS and DFES. LGIS has also prepared a Volunteer Handbook and CEO Briefing Note on the WHS legislation available on their website.

### **Comment**

WALGA and LGIS are continuing to liaise with DFES and DMIRS on these issues, recognising the need for further information and clarification regarding the implications and requirements of the WHS legislation for the sector's management of bushfire brigade volunteers. Other activities that WALGA is undertaking include:

- Meetings with the Workplace Commissioner Darren Kavanagh and other groups responsible for Volunteer organisations and DFES to discuss the concerns being raised by volunteers and relevant organisations.
  - This was a positive meeting with all wanting to put in place reasonable and practical measures to assist Local Governments and Volunteers. The Workplace Commissioners' department DMIRS has released a Guide to Work health and safety for volunteer organisations which WALGA provided feedback on.
  - On 12 November DMIRS delivered a webinar for volunteers and volunteer organisations;
- LGIS is obtaining legal advice about which Local Government officers are considered 'officers' for the purposes of the WHS legislation which will be provided to the sector;
- WALGA is developing a scope of works for a WHS consultant to develop additional tools and resources to support the sector; and
- WALGA will advocate to the Minister for the commencement of the WHS legislation for Local Governments to be delayed until June 2022 to allow additional time to ensure that safe work practices are implemented for volunteers.

To inform its advocacy on this and sector emergency management issues more generally, WALGA is also undertaking an Emergency Management Survey of Local Governments to ascertain the sentiment of the sector to their emergency management obligations, and to understand how they are undertaking their management of BFBs. The survey includes questions about the types of additional support that Local Governments require in order to comply with the WHS legislation. Preliminary survey feedback indicates:

- Local Governments need more information on Work Health and Safety and Guidelines and templates to support compliance with the legislation;



- Further work is needed to ensure that Local Governments are well prepared to meet WHS<sup>492</sup> requirements in relation to:
  - Providing up to date Standard Operating Procedures and directives for incident response;
  - Training for use of vehicles and equipment use;
  - Ensuring Bush Fire brigade stations do not present a risk to health and safety; and
  - Providing for volunteer fatigue management and access to welfare services; and
- Local Governments generally feel well prepared in relation to WHS regarding provision of personal protective equipment for volunteers.

### **Recommendation**

**That the update on the Work Health and Safety (WHS) legislation be noted.**

**Noted**

### **8.7 Bridges Renewal Program**

The Liberal and Nationals Government is investing \$250 million in initiatives that will improve heavy vehicle safety, keep freight moving and create new economic opportunities and jobs.

Applications are now open for the Bridges Renewal Program (BRP) and the Heavy Vehicle Safety and Productivity Program (HVSPP).

The Media release can be found [Here](#) , and Further information and links to apply can be found [Here](#)

**Noted**

### **8.8 Social Housing Information Item**

The Hon John Carey MLA, Minister for Housing; Local Government; released this press release, [Regional WA to benefit from record investment in social housing](#), in early September. The release outlines a record social housing investment to deliver up to 275 new regional homes by mid-2023. Please see link for further information.

**Noted**

## **9. ZONE REPORTS**

### **9.1 Zone President Report**

New Zone President Cr Tony Sachse, acknowledged the outgoing President, Rhona Cole, previous Councillor at Naremben for all she has done during her time as a Councillor and as the Zone President.

**Noted**

### **9.2 Local Government Agricultural Freight Group**

The Chair thanked Rod Forsyth for his time on the Committee.

**Noted**

### **9.3 Wheatbelt District Emergency Management Committee**

*By Cr Tony Sachse (Delegate)*

Cr Tony Sachse tabled a report prior to the meeting (Attachment 11) and provided his report to the Zone.

Minutes Great Eastern Country Zone – 22 November 2021

Comment:

Cr Sachse highlighted action relating to information on any decisions that have been made regarding MOUs or understandings developed between Local Governments for resource sharing, particularly regarding specific expertise such as Environmental Health Officers. This is following on from the Woorloo Fire Recovery this year. Cr Sachse would appreciate feedback to bring forward to the next meeting of the Wheatbelt District Emergency Management Committee.

**RECOMMENDATION**

**Moved: Cr Wayne Della Bosca**

**Seconded: Cr Pippa de Lacy**

**That the Wheatbelt District Emergency Management Committee Report and attachments be received.**

**CARRIED**

<b>9.4 Regional Health Advocacy Group</b>
---

*By Cr Glenice Batchelor*

Cr Batchelor reported on the Regional Health Advocacy Group at the meeting.

Comment:

- Cr Bachelor congratulated Cr Alison Harris on being the new representative of the group and asked all initial feedback be given through Cr Harris, with Cr Batchelor as proxy.
- There are four existing priorities for the Group, should Members feel the priority areas are incorrect, please provide feedback;
  1. GP and health workforce attraction and retention
  2. Guaranteed availability of services and transportation
  3. Aged care services, packages, and policy
  4. Volunteer workforce management and support e.g., St John's Ambulance

The next meeting of the Regional Health Group will be on Friday 10 December.

**RECOMMENDATION**

**Moved: Cr Melanie Brown**

**Seconded: Cr Emily Ryan**

**That the Regional Health Advocacy Group Report be received.**

**CARRIED**

<b>9.5 WALGA Roadwise</b>
---------------------------

Cliff Simpson, Road Safety Advisor (Wheatbelt North), Infrastructure, provided an update to the Zone (Attachment 5)

**RECOMMENDATION**

**Moved: Cr Glenice Batchelor**

**Seconded: Cr Pippa de Lacy**

**That the WALGA Roadwise Report be received.**

**CARRIED**

## **10. WESTERN AUSTRALIAN LOCAL GOVERNMENT ASSOCIATION (WALGA) BUSINESS**

### **10.1 State Councillor Report**

*Cr Stephen Strange*

During his address, Cr Strange highlighted the resignation of Tracy Roberts, WALGA President, at the next meeting of State Council on Wednesday 1 December.

#### **RECOMMENDATION**

**Moved: Cr Stephen Strange**

**Seconded: Cr Karen Day**

**That the State Councillor Report be received.**

**CARRIED**

## 10.2 WALGA Status Report

By Tony Brown, Executive Officer

### BACKGROUND

Presenting the Status Report for November 2021 which contains WALGA's responses to the resolutions of previous Zone Meetings.

# COMPLETE ZONE STATUS REPORT NOVEMBER 2021

Zone	Agenda Item	Zone Resolution	WALGA Response	Update	WALGA Contact
Great Eastern C	2018 November 29 Zone Agenda Item 7.3 Container Deposit Scheme Locations	<p>That the Great Eastern Country Zone requests that:</p> <ol style="list-style-type: none"> <li>All Local Governments be guaranteed, as a minimum, one flexible refund point in their area.</li> <li>A flexible access point should be defined as a refund point which, as a minimum, is open 16 hours each two week period, including at least 8 hours at weekends</li> </ol> <p>The State Government provide appropriate funding for the refund points.</p>	<p>The Container Deposit Scheme was launched in October 2020. To date the Scheme has delivered over 200 refund points across WA. This will increase to the required 229 by 1 October 2021.</p> <p>WALGA will continue to advocate for, as a minimum, one flexible refund point per Local Government area. WALGA has also raised with Government the definitions of flexible refund points and how this is applied. The former Environment Minister indicated the definitions would be reviewed in May 2021 and WALGA and other stakeholders would be consulted as part of the process.</p> <p>MWAC provided a Submission to the Department of Water and Environmental Regulation regarding this matter and continued to advocate for these matters.</p>	Ongoing	<p>Nicole Matthews A/Executive Manager, Strategy, Policy and Planning <a href="mailto:nmatthews@walga.asn.au">nmatthews@walga.asn.au</a> 9213 2039</p>
Great Eastern C	2020 February 26 Zone Agenda Item 7.1 Federal Government Drought Communities	<p>That the Great Eastern Country Zone requests WALGA, in consultation with ALGA, to liaise with the WA State Government Ministers for Water, Agriculture and Environment to provide a coordinated holistic response in respect to the ongoing drying climate issues and access to the Drought Communities Funding Program.</p>	<p>State Council Resolution</p> <p>That State Council endorse the recommendation from the Great Eastern Country Zone relating to the Federal Government Drought Communities Program.</p> <ul style="list-style-type: none"> <li>That the Great Eastern Country Zone requests WALGA, in consultation with ALGA, to liaise with the WA State Government Ministers for Water, Agriculture and Environment to provide a coordinated holistic response in respect to the ongoing drying climate issues and access to the Drought Communities Funding Program.</li> </ul>	Ongoing	<p>Nicole Matthews A/Executive Manager, Strategy, Policy and Planning <a href="mailto:nmatthews@walga.asn.au">nmatthews@walga.asn.au</a> 9213 2039</p>

			<p>RESOLUTION 37.1/2020</p> <p>WALGA has continued its advocacy on drought assistance for Western Australia with representations to the Hon David Littleproud MP, Minister for Agriculture, and Northern Australia; the Hon Alannah MacTiernan MLC, Minister for Regional Development and Food; Hydrogen Industry; and WA Federal Government members, including meetings between the WALGA Deputy President and Senators Dean Smith and Slade Brockman. WALGA also met with Minister MacTiernan's Chief of Staff on this issue.</p> <p>Correspondence from Minister Littleproud received in October 2020 indicated that details of the Commonwealth's Regional Drought Resilience Planning Program were still being worked through with the WA Government, which was yet to commit to co-funding the program. WALGA subsequently sought an assurance that Minister MacTiernan remained committed to 'working with the Minister for Water to ensure WA local government optimally benefit from the Future Drought Fund'.</p> <p>On 4 July 2021 it was announced that the WA Government had been allocated \$1.3m of the \$9.85m available under the Regional Drought Resilience Planning Program for 2021-22 to undertake planning for the Northern Midwest, Southern Wheatbelt and Great Southern Inland regions. This work will be led by Regional Development Commissions working with Local Governments and is due for completion by 30 June 2022. The WA Government not provided a matching cash contribution for this program.</p> <p>The WA Government's application to the National Water Grid Fund seeking \$3.65 million in Federal funding to support the State's \$3.65 million investment to refurbish 70 agricultural area dams in dryland communities was unsuccessful. The Minister for Water has indicated that he is working closely with the Minister MacTiernan, to secure Federal funding for priority WA water projects in WA.</p>		
<b>Grt Eastern C</b>	<b>2021 23 August Zone Agenda Item 7.1 Regional Telecommunications Review</b>	That the Great Eastern Country Zone provides the following input to the WALGA submission: 1. The Zone would like to establish a better policy with the providers on the use of backup generators for better service reliability and delivery.	The WALGA submission to the Regional Telecommunications Review 2021 included narrative specific to the use of backup generators identified by the Great Eastern Country Zone, and included the following Recommended Solution:	<b>November 2021</b>	<b>Ian Duncan, Executive Manager Infrastructure • Infrastructure, 9213 2031</b> <a href="mailto:iduncan@walga.asn.au">iduncan@walga.asn.au</a>

		<p>2. More engagement with Local Governments for input, particularly in regards to local blackspots and optimum tower locations.</p>	<p>4. When developing funding programs ensure that power supply (including improved back up and Stand-Alone Power Systems) is a key consideration to any solution sought, and that a collaborative approach between power and telecommunication providers is essential to any funding application.</p>		
--	--	--	--	--	--

## ZONE COMMENT

This is an opportunity for Member Councils to consider the response from WALGA in respect to the matters that were submitted at the previous Zone Meeting.

## RECOMMENDATION

**Moved: Cr Wayne Della Bosca**

**Seconded: Cr Melanie Brown**

**That the Great Eastern Country Zone WALGA August 2021 Status Report be noted.**

**CARRIED**

## 10.3 Review of WALGA State Council Agenda – Matters for Decision

### Background

WALGA State Council meets five times each year and as part of the consultation process with Member Councils circulates the State Council Agenda for input through the Zone structure.

The full State Council Agenda can be found via link [State Council Agenda December 2021](#)

The Zone is able to provide comment or submit an alternative recommendation that is then presented to the State Council for consideration.

### Matters for Decision

#### 5.1 Paid Family and Domestic Violence Leave Entitlements

That WALGA:

Endorse the submission to the Fair Work Commission (FWC) regarding paid family and domestic violence leave (FDVL) which:

1. highlights that FDVL for employees is an important issue for the sector;
2. supports the introduction of a new entitlement in modern awards for employees to receive five days' paid FDVL per year;
3. advocates for employees to be able to access their paid personal/carer's leave in circumstances of family and domestic violence; and
4. opposes the introduction of a new entitlement in modern awards for employees to receive 10 days' paid FDVL per year as sought by the Australian Council of Trade Unions (ACTU).

#### 5.2 Payment to Independent Committee Members

That WALGA request the Minister for Local Government to amend the *Local Government Act 1995* to allow the payment of meeting attendance fees to, and/or defined reimbursements for time committed by, 'other persons' appointed as Committee members under s.5.8 of the *Local Government Act 1995*.

### 5.3 2021 Annual General Meeting

That:

1. The following resolutions from the 2021 WALGA Annual General Meeting be endorsed for action:

#### Cost of Regional Development

That WALGA makes urgent representation to the State Government to address the high cost of development in regional areas for both residential and industrial land, including the prohibitive cost of utilities headworks, which has led to market failure in many regional towns.

#### CSRFF Funding Pool and Contribution Ratios

That WALGA lobby the State Government to:

1. Increase the CSRFF funding pool to \$25 million per annum and revert the contribution ratio to 50% split to enable more community programs and infrastructure to be delivered.
2. Increase the \$1 million per annum quarantined for female representation to \$2 million per annum.

#### Regional Telecommunications Project

That WALGA strongly advocates to the State Government to increase funding for the Regional Telecommunications Project to leverage the Federal Mobile Black Spot Program and provide adequate mobile phone coverage to regional areas that currently have limited or no access to the service.

2. The following resolution passed at the 2021 WALGA Annual General Meeting be referred to the Mining Communities Policy Forum and the People and Place Policy Team for advocacy work to be undertaken:

#### Review of the Environmental Regulations for Mining

Regarding a review of the Mining Act 1978:

1. To call on Minister Bill Johnston, Minister for Mines and Petroleum; Energy; Corrective Services to instigate a review of the 43-year-old Mining Act to require mining companies to abide by environmental regulations, and to support research and development into sustainable mining practices that would allow mining without detriment to diversification and community sustainability through other industries and development.
2. That abandoned mines in regional Western Australia receive a priority action plan with programmes developed to work with rural and remote communities to assist in the rehabilitation of these mines as a job creation programme, with funding allocated for diversification projects for support beyond mine life across Western Australia.

### 5.4 Review of advocacy positions relating to the Building Act 2011 and Building Regulations 2012

That State Council endorses the replacement of Section 6.7: Building Act and Fees of WALGA's advocacy positions document relating to the *Building Act 2011* and Building Regulations 2012 with the following:

1. Support the retention of Local Government as the primary permit authority in Western Australia for decisions made under the *Building Act 2011*.
2. Supports mandatory inspections for all classes of buildings, however, Local Government should not be solely responsible for all mandatory inspections.
3. Advocate for the State Government to urgently prioritise legislative reform that addresses systemic failures in the current building control model and to provide clarification on the role of Local Government in building control to ensure building legislation supports the following objectives:
  - a. Quality buildings that are cost efficient.
  - b. Functional, safe and environmentally friendly buildings.
  - c. Good decision making in all aspects of building.



- d. Efficiency and effectiveness in building management, administration and regulation.
  - e. Openness and accountability with respect to all building matters.
  - f. Recognition of the rights and responsibilities of all parties in building matters in an equitable manner.
4. Existing and proposed building control related fees and charges to be cost recovery for Local Government.
  5. WALGA will work with members, state agencies and industry groups to develop training opportunities and to promote the Local Government building surveying profession to ensure sustainability of Local Government building control services.
  6. WALGA supports the Australian Building Codes Boards Trajectory for Low Energy Buildings by supporting Local Governments to meet community strategic objectives of a net zero carbon future by 2050 through work with members, state agencies and industry groups.

## **5.5 Draft WA Building Surveyors Code of Conduct**

That WALGA:

1. Recommend to the Department of Mines, Industry Regulation and Safety (DMIRS) that the Draft WA Building Surveyors Code of Conduct be reviewed to ensure it addresses the following matters:
  - a) The impact of the obligations recommended in the draft Code be considered in relation to the current Western Australian building control model to ensure Local Government are able to maintain their statutory functions in line with community expectations.
  - b) That other building reform that will greatly impact the role of Local Government in the current Western Australian building control model, such as mandatory inspections and minimum documentation, be formalised prior to the Code of Conduct being introduced to ensure Local Government in Western Australia are able to maintain their statutory functions in line with community expectations.
  - c) Ensure that communities in remote and regional areas are considered when developing policy to restrict building surveyors being involved in design consultation work.
2. Endorse the attached consultation response summary on the draft Code.

## **Matters for Noting**

- 6.1 Local Government Support for Single Use Plastic Bans**
- 6.2 Report Municipal Waste Advisory Council**
- 6.3 WALGA submission on the National Climate Resilience and Adaptation Strategy**
- 6.4 Closing the Gap Update**
- 6.5 Submission to the Senate Inquiry into Provision of General Practitioner and related primary health services to outer metropolitan, rural, and regional Australians**
- 6.6 Wooroloo Independent Review Letter of Support**
- 6.7 State Budget Outcomes**
- 6.8 Foundations for a Stronger Tomorrow – Submission to the Draft State Infrastructure Strategy**
- 6.9 Regional Telecommunications Review 2021**
- 6.10 WALGA submission on Guideline: Native Vegetation Referral, Part V Environmental Protection Act 1986**
- 6.11 WALGA submission on Draft Native Vegetation Policy for Western Australia**
- 6.12 Submission on Cost Recovery Part IV of the Environmental Protection Act 1986 – assessments by the Environmental Protection Authority**

## 6.13 Student Transport Assistance Policy Framework Inquiry – WALGA Submission

### Key Activity Reports

7.1.1 Report on Key Activities, Commercial and Communications Unit

7.1.2 Report on Key Activities, Governance and Organisational Services Unit

7.1.3 Report on Key Activities, Infrastructure

7.1.4 Report on Key Activities, Strategy, Policy and Planning Unit

7.2 Policy Forum Report

### RECOMMENDATION

Moved: Cr Kellie Mortimore

Seconded: Cr Glenice Bachelor

That the Great Eastern Country Zone:

1. Supports Items 5.1 to 5.5, as listed above in the 1 December 2021 State Council Agenda.
2. Notes the matters for noting contained in the 1 December 2021 State Council Agenda.

**CARRIED**

## 10.4 WALGA President's Report

The WALGA President's Report was circulated prior to the meeting (Attachment 6)

### RECOMMENDATION

Moved: Cr Glenice Bachelor

Seconded: Cr Stephen Strange

That the Great Eastern Country Zone notes the WALGA President's Report

**CARRIED**

## 13. EMERGING ISSUES

### 13.1 Meeting format

Zone Chair, Cr Tony Sachse, sought feedback on the new format carried out today, of having all Guest Speakers and Agency reports at the beginning of the meeting. Members were in agreement of continuing with the new format.

### 13.2 LG Pro Conference – CEO recognition

Cr Strange highlighted Darren Mollenoyux, Chief Executive Officer, Shire of Bruce Rock, on his award at the recent LG Pro conference. Mr Mollenoyux was noted for his efforts when the town lost their supermarket during extreme weather/natural disaster earlier this year.

Minutes Great Eastern Country Zone – 23 August

## RECOMMENDATION

Moved: Cr Karen Day

Seconded: Cr Pippa de Lacy

That the Great Eastern Country Zone acknowledge Mr Mollenoyux receiving this award.

**CARRIED**

### 13.3 Acknowledgement of Service – Jamie Criddle, CEO Shire of Westonia

Cr Karen Day thanked Jamie Criddle on behalf of the Zone for his contribution over the last 9.5 years. He was noted as being a CEO with passion, and was wished well in his new Chief Executive Officer position at the Shire of Chapman Valley.

### 13.4 Zone Welcomes

The Zone welcomed the addition of some new Chief Executive Officers and Council Members to the Great Eastern Country Zone region, namely;

- Nic Warren, Chief Executive Officer, Shire of Yilgarn.
- Joanne Sutherland, Chief Executive Officer, Shire of Tammin.
- Lisa Clack, Chief Executive Officer, Shire of Merredin.
- President Cr Mark McKenzie, Shire of Merredin.

## 14. URGENT BUSINESS

NIL

## 15. DATE, TIME AND PLACE OF NEXT MEETINGS

The next meeting of the Great Eastern Country Zone will be held in Merredin on Monday 21 February 2022, commencing at 9.30am.

## 16. CLOSURE

There being no further business the Chair declared the meeting closed at 12.40pm

**\*CONFIDENTIAL ITEM\***

<b>8.3.4 Australia Day Citizen of the Year Award 2021</b>	
Location:	Mukinbudin
File Ref:	ADM 278
Applicant:	Dirk Sellenger, Chief Executive Officer
Date:	9 <sup>th</sup> December 2021
Disclosure of Interest:	
Responsible Officer	Dirk Sellenger, Chief Executive Officer
Author:	Louise Sellenger, Manager of Corporate Services
Voting Requirements	Simple Majority
Documents Attached	Nominations
Documents Tabled	Nil

**Statutory Environment****5.23. Meetings generally open to public**

- (1) Subject to subsection (2), the following are to be open to members of the public —
  - (a) all council meetings; and
  - (b) all meetings of any committee to which a local government power or duty has been delegated.
  
- (2) If a meeting is being held by a council or by a committee referred to in subsection (1)(b), the council or committee may close to members of the public the meeting, or part of the meeting, if the meeting or the part of the meeting deals with any of the following —
  - (a) a matter affecting an employee or employees; and
  - (b) the personal affairs of any person; and
  - (c) a contract entered into, or which may be entered into, by the local government and which relates to a matter to be discussed at the meeting; and
  - (d) legal advice obtained, or which may be obtained, by the local government and which relates to a matter to be discussed at the meeting; and
  - (e) a matter that if disclosed, would reveal —
    - (i) a trade secret; or
    - (ii) information that has a commercial value to a person; or
    - (iii) information about the business, professional, commercial or financial affairs of a person,
 where the trade secret or information is held by, or is about, a person other than the local government; and
  - (f) a matter that if disclosed, could be reasonably expected to —
    - (i) impair the effectiveness of any lawful method or procedure for preventing, detecting, investigating or dealing with any contravention or possible contravention of the law; or

- (ii) endanger the security of the local government's property; or
  - (iii) prejudice the maintenance or enforcement of a lawful measure for protecting public safety;
- and
- (g) information which is the subject of a direction given under section 23(1a) of the *Parliamentary Commissioner Act 1971*; and
  - (h) such other matters as may be prescribed.
- (3) A decision to close a meeting or part of a meeting and the reason for the decision are to be recorded in the minutes of the meeting.

#### **OFFICER RECOMMENDATION**

**Council Decision Number –**

**Moved:**

**Seconded:**

**That in accordance with section 5.23 (2) (a) of the Local Government Act 1995 that the meeting be closed to members of the Public as Agenda item 8.3.4 is deemed to be**

**(b) the personal affairs of any person;**

**Carried /**

**Council Decision Number –**

**Moved: Cr**

**Seconded: Cr**

**That the meeting be reopened to members of the public.**

**Carried /**

<b>8.3.5 Council Meeting Dates 2022</b>	
Location:	Mukinbudin
File Ref:	ADM 031
Applicant:	Dirk Sellenger, Chief Executive Officer
Date:	5 <sup>th</sup> December 2021
Disclosure of Interest:	Nil
Responsible Officer	Dirk Sellenger, Chief Executive Officer
Author:	Dirk Sellenger, Chief Executive Officer
Voting Requirements	Simple Majority
Documents Attached	Nil
Documents Tabled	Nil

### **Summary**

To present to Council the list of proposed Council Meeting dates for 2022.

### **Background Information**

Council is required to set the meeting dates for the next twelve months and advertise locally. Council Meetings are held on the third Tuesday of every month. Council does not meet in January.

*The Local Government (Administration) Regulations 1996 Reg 12 states:*

*12. Meetings, public notice of (Act s. 5.25(1)(g))*

- (1) At least once each year a local government is to give local public notice of the dates on which and the time and place at which —*
- (a) the ordinary council meetings; and*
  - (b) the committee meetings that are required under the Act to be open to members of the public or that are proposed to be open to members of the public,*
- are to be held in the next 12 months.*

Copy of draft advert below:

**Shire of Mukinbudin**

2022 Council Meeting Dates

Tuesday 15 February  
 Tuesday 15 March  
 Tuesday 12 April  
 Tuesday 17 May  
 Tuesday 21 June  
 Tuesday 19 July  
 Tuesday 16 August  
 Tuesday 20 September  
 Tuesday 18 October  
 Tuesday 16 November  
 Tuesday 13 December

All meetings will be held in Council Chambers, 15 Maddock Street Mukinbudin, commencing at 1pm.

Meetings are open to the public and a 15-minute period is set aside at the commencement of each meeting for Public Question Time.

Enquiries should be directed to the Council Administration Office.

Dirk Sellenger  
CHIEF EXECUTIVE OFFICER



**Officer Comment**

Meetings have historically been held at 1.00pm with an Officers' briefing session commencing at 10.00am. Council is free to change the meeting day or commencement time as deemed necessary during the year subject to the necessary advertising of this change.

**Strategic & Social Implications**

Nil

**Consultation**

Nil

**Statutory Environment**

Local Government Act 1995,

Local Government (Administration) Regulations 1996 Reg 12

**Policy Implications**

Nil

**Financial Implications**

Nil

**OFFICER RECOMMENDATION**

**Council Decision Number –**

**Moved:                      Seconded:**

**That Council adopts the dates as listed for the next twelve months and the Shire advertises in accordance with the Local Government Act 1995.**

<b>15 February 2022</b>	<b>1.00pm</b>
<b>15 March 2022</b>	<b>1.00pm</b>
<b>12 April 2022</b>	<b>1.00pm* <i>second Tuesday of the month</i></b>
<b>17 May 2022</b>	<b>1.00pm</b>
<b>21 June 2022</b>	<b>1.00pm</b>
<b>19 July 2022</b>	<b>1.00pm</b>
<b>16 August 2022</b>	<b>1.00pm</b>
<b>20 September 2022</b>	<b>1.00pm</b>
<b>18 October 2022</b>	<b>1.00pm</b>
<b>16 November 2022</b>	<b>1.00pm</b>
<b>13 December 2022</b>	<b>1.00pm* <i>second Tuesday of the month</i></b>

**Carried /**

<b>8.3.6 Amendment to Fees &amp; Charges –Cruickshank House</b>	
Location:	Cruickshank House Mukinbudin Caravan Park
File Ref:	ADM 439
Applicant:	Dirk Sellenger, Chief Executive Officer
Date:	13 <sup>th</sup> December 2021
Disclosure of Interest:	Nil
Responsible Officer	Dirk Sellenger, Chief Executive Officer
Author:	Dirk Sellenger, Chief Executive Officer
Voting Requirements:	Absolute Majority
Documents Attached:	Nil
Documents Tabled:	Nil

### **Summary**

A rental reduction has been requested by the Department of Education for long-term rental at Cruickshank House, Mukinbudin.

### **Background Information**

The property at Cruickshank House has been available for rent through the Mukinbudin Caravan Park at a fee of \$185 (one hundred and eighty five dollars) per night in accordance with Council's adopted Fees & Charges. The Department of Education require the property to house the new Deputy Principal for Mukinbudin District High School for several months whilst they wait for a permanent Education department property to become available.

### **Officer Comment**

Full rental for the property at \$185 per night equates to \$1,295 (one thousand two hundred and ninety five dollars) per week. Previously we have rented 8 Lansdell to of a long-term bases at a reduced rate of paid rent of \$800 per week which included a weekly cleaning service provided by Shire employees. Due to increases in the market and the property being of higher quality than 8 Lansdell a rate of \$1000 per week with a weekly cleaning service is considered appropriate.

It is considered that the long-term rental of the property is financially beneficial for the Shire. This guaranteed and regular income per week is considered to offset the reduced rate from \$185.00 per night to the long-term price of \$1,000.00 per week being equivalent to \$142.85 per night.

### **Strategic & Social Implications**

Nil

### **Consultation**

Tania Sprigg, Caravan Park Manager  
Housing and Transport – The Department of Education - various Staff

### **Statutory Environment**

Setting of Fees and Charges General Financial Management of Council, Council 2016/17 Budget, *Local Government (Financial Management) Regulations 1996*, r34, *Local Government Act 1995*, section 6.17, 6.19



**Policy Implications**

Nil

**Financial Implications**

A decrease in the fees per night would be offset by the guaranteed rental each week for a duration of approximately 6 weeks giving increased unbudgeted revenue of \$6,000 in the 2021/22 Budget.

**OFFICER RECOMMENDATION****Council Decision Number –****Moved:****Seconded:**

**That Council make an amendment to the Fees & Charges schedule for rental of the Cruickshank House, Mukinbudin for any long-term rental in excess of 4 (four) weeks for the total sum of \$1,000 (one thousand dollars) per week inclusive of a weekly cleaning service.**

**Carried: /**

<b>8.3.7 Beringbooding Tank – Ownership</b>	
Location:	Mukinbudin
File Ref:	ADM
Applicant:	Dirk Sellenger, Chief Executive Officer
Date:	13 <sup>th</sup> December 2021
Disclosure of Interest:	Nil
Responsible Officer	Dirk Sellenger, Chief Executive Officer
Author:	Dirk Sellenger, Chief Executive Officer
Voting Requirements:	Simple Majority
Documents Attached:	Nil
Documents Tabled:	Nil

### **Summary**

To allow Council to consider the ownership of the Beringbooding Tank.

### **Background Information**

The matter of the Beringbooding Tank ownership was last considered at the November 2021 Ordinary meeting of Council. Council resolved as follows:

*Council Decision Number – 08 11 2021*

*Moved Cr Seaby                      Seconded Cr McGlashan*

*That Council accept the request of the Water Corporation to transfer ownership of the Beringbooding Tank to the Shire of Mukinbudin subject to a one-off payment by the Water Corporation of \$50,000 Inc GST (fifty thousand dollars) to the Shire to allow the Shire to address each of the risks as identified in the Local Government Insurance Services Risk assessment report for the Beringbooding Tank and surrounding area.*

*That Councils long term plan is to install a new tin roof when adequate grant funding is sourced.*

*Carried 9 / 0*

*Reason Council decision differed from that of the Officer Recommendation was due to the Council considering the long term community benefits of the Shire owning the tank outweighing the short term negatives associated with the public risks and potential liability.*

On 23<sup>rd</sup> November the Water Corporation advised as follows:

*Hi Dirk,*

*Mike has advised that due to the fact we have removed the roof from the old Beringbooding Tank and put in a new storage tank we are not in a position to handover the vesting of the tank with any additional cash incentive. The offer of the tank 'as is where is' is still on the table.*

*Kind Regards*

**Kathy Balt**

*Snr Adv - Customer & Stakeholder  
Goldfields & Agricultural Region*

**Officer Comment**

As the motion from the November Council meeting was subject to a once off payment by the Water Corporation for \$50,000 (fifty thousand dollar) as this payment will not be forthcoming Council is required to consider this matter again to determine if ownership of the tank will proceed despite no cash incentive payment from the Water Corporation as requested in November.

**Strategic & Social Implications**

Nil

**Consultation**

All of Council – November 2021 Ordinary Meeting of Council  
Local Government Insurance Services  
Water Corporation Staff

**Statutory Environment**

Nil

**Policy Implications**

Nil

**Financial Implications**

Council has made no allowance for the costs associated with works at the Beringbooding Tank. It is estimated that \$25,000 (twenty-five thousand dollars) would be required to implement a number of key risk mitigation strategies, including stairs over the catchment wall, fencing to prevent access to the spillway and various signage improvement, each of which are recommended in the Local Government Insurance Services Risk assessment.

**OFFICER RECOMMENDATION****Council Decision Number –****Moved:****Seconded:**

That despite the non-payment of a cash incentive, that Council advises the Water Corporation that it wishes to proceed with ownership transfer of the historical Beringbooding Tank from the Water Corporation to the Shire of Mukinbudin subject to the Water Corporation being responsible for all costs and processing associated with the transfer process.

That Council allocate \$25,000 (twenty-five thousand dollars) at the 2021/2022 mid-year Budget review to allow for various risk mitigation works as identified in the recent Local Government Insurance Services report on the Beringbooding Tank and surrounds to be carried out as a high priority project.

**Carried /**

<b>8.3.8 Local Government Legislative Reform</b>	
Location:	Mukinbudin
File Ref:	ADM
Applicant:	Dirk Sellenger, Chief Executive Officer
Date:	14 <sup>th</sup> December 2021
Disclosure of Interest:	Nil
Responsible Officer	Dirk Sellenger, Chief Executive Officer
Author:	Dirk Sellenger, Chief Executive Officer
Voting Requirements:	Simple Majority
Documents Attached:	Nil
Documents Tabled:	Nil

### **Summary**

To allow Council to consider documentation and provide feedback to WALGA concerning the proposed changes.

### **Background Information**

WALGA have provided a summary of the proposed changes as well as commentary. Informal feedback and discussion took place after the November Ordinary Council meeting and the only areas of concern raised were the number of elected members proposed to be capped at 5 for populations up to 5000 as well as more easily allowing the sharing of CEO's between Local Governments:

Tiered number of Local Governments – 4.5

### **Current Local Government Position**

*Item 4.5 **does not align** with Advocacy Position 2.5.1 – ‘Councils consist of between six and 15 (including the Mayor/President)’*

*Local Governments being enabled to determine the number of Elected Members required on the Council between six and 15 (including the Mayor/President)*

### **Comment**

*The proposed reform to restrict Local Governments with populations under 5,000 to 5 Council Members does not reflect the varied communities of interest within this grouping. Some Local Governments are essentially regional centres such as the Shires of Katanning (9), Dandaragan (9), Merredin (9), Moora (9) and Northampton (9) (current Councillor numbers bracketed). Local Governments such as the Shire of Ngaanyatjarraku (9) manage substantial land areas, manage isolated communities such as the Shire of Meekatharra (7) and culturally diverse communities such as the Shire of Christmas Island (9). Some Local Governments with populations up to 5,000 warrant a greater number of Councillors to effectively share the representative role that Council Members play within their communities.*

*The additional proposed reforms in population categories over 5,000 generally reflect the current Councillor numbers.*

### **Recommendation**

**Recommend 5 to 7 Council Members for populations up to 5,000 and support the remaining proposed reforms**

### **Resource Sharing - CEO**

#### **Current Local Government Position**

Item 2.1 **aligns** with Advocacy Position 2.6 – Local Government Legislation – ‘Avoid red tape and ‘de-clutter’ the extensive regulatory regime that underpins the Local Government Act’ and Advocacy Position 2.3.1 - ‘Regional Collaboration’.

Local Governments should be empowered to form single and joint subsidiaries, and beneficial enterprises. In addition, compliance requirements of Regional Councils should be reviewed and reduced.

#### **Comment**

The proposed reforms will rely upon statutory provisions that enable and enhance regional collaboration. Recent over-regulation of Regional Subsidiaries in 2016 resulted in no subsidiaries being formed since that time.

#### **Recommendation Supported**

#### **Officer Comment**

WALGA is suggesting that the number of Elected Member numbers to be determined by individual Councils between 5 and 7 for Local Governments with populations of up to 7. The direct impact for Mukinbudin if this recommendation is approved would see Elected number decreasing from the existing nine (9) Elected Members to between five (5) and seven (7), resulting in a loss of between two and four Elected Members.

Concerning the Sharing of CEO’s between Local Governments, the author considers the change to this legislation a positive one, it remains entirely the decision of the Council whether they seek to share a CEO with another local government, the proposed changes to the legislation simply makes it easier for this arrangement to take place if individual local governments are wanting to pursue the option.

#### **4.3 Introduction of Preferential Voting - Feedback**

WALGA is seeking individual feedback concerning the changing from First Past the Post (FPP) voting to the Preferential voting system.

Whilst the FPP system is considered simple and effective the author believes there are benefits of aligning the election process within the three tiers of Government in Australia. It is noted that all Federal and State Elections utilise the preferential system as well as all Local Governments within Australia excluding Western Australia. The author believes it would be questionable why an election system used for every Federal, State and Local Government in Australia should remain a different system in Western Australia only and for this reason preferential voting recommended for support

#### **4.4 Public Vote to Elect the Mayor and President – Feedback**

The is only for Band 1 and 2 Local Governments. Currently these Local Government determine themselves individually whether the Mayor or President it Elected by the Council or by way of Public vote. The Author does not consider himself to have enough knowledge or background with regards to this matter and believes feedback with regards to this matter would therefore

be inappropriate, instead left for Band 1 and 2 Local Government impacted by the change to provided comment and opinion on.

## **6.6 Audit Committees**

### **Current Local Government Position**

*Item 6.6 **does not align** with Advocacy Position 2.2.4 – Accountability and Audit*

*That audit committees of Local Government, led and overseen by the Council, have a clearly defined role with an Elected Member majority and chair.*

#### **Comment**

*The Sector's view is well established, that the Council must maintain, and be seen by the community to have, majority involvement and investment in the purpose of an Audit Committee. There is sector support for some independent members on the Audit Committee, however not a majority.*

*The dual effect of the proposed reform is to guarantee a place for a majority of independent persons on Audit Committees, with the additional requirement that an independent person Chair this Committee. Presently, not all Local Government Audit Committees are able to include an independent person. This may be for a variety of reasons not least of which is a lack of suitable, available candidates with the required qualification, skill and experience.*

*It would be counter-productive if the proposed reforms led to the appointment of unsuitable independent persons to a skills-based role. The concept of Regional Audit Committees has apparent merit in this case but there is no detail regarding practicalities; for example, is the Regional Audit Committee intended to include the same independent persons who will meet separately with each Local Government within the region?*

*There is too little certainty that the imperative question of appropriate representation will be managed as a consequence of the proposed reforms for it to be supported.*

*The proposal for the Audit Committees to also consider proactive risk management is supported.*

#### **Recommendation**

- 1. Do not support majority independent members of the Audit Committee**
- 2. Support Audit Committees of Local Government with an Elected Member majority including independent members, and to consider proactive risk management issues.**

### **Strategic & Social Implications**

Nil

### **Consultation**

All of Council – November 2021 informal Council meeting discussion.

Various other Wheatbelt Local Government CEO's

Tony Brown – WALGA - Executive Manager Governance & Organisational Services

### **Statutory Environment**

Nil

**Policy Implications**

Nil

**Financial Implications**

Nil

**OFFICER RECOMMENDATION****Council Decision Number –****Moved:****Seconded:**

**That Council support each of the items as recommended by WALGA in the attached summary and provide the additional feedback as follows:**

**4.3 That Council supports the introduction of Preferential Voting.**

**6.6 That Council NOT support the introduction of majority independent members of the Audit Committee.**

**Carried /**



# Local Government Reform - Summary of Proposed Reforms

## **WALGA Advocacy Positions and Recommendations**

**November 2021**

## About WALGA

The WA Local Government Association (WALGA) is working for Local Government in Western Australia. As the peak industry body, WALGA advocates on behalf of 139 Western Australian Local Governments. As the united voice of Local Government in Western Australia, WALGA is an independent, membership-based organization representing and supporting the work and interests of Local Governments in Western Australia. WALGA provides an essential voice for 1,220 Elected Members, approximately 22,000 Local Government employees (16,500 Full Time Equivalent's) as well as over 2.5 million constituents of Local Governments in Western Australia.

## Contacts

Nick Sloan  
Chief Executive Officer  
[nsloan@walga.asn.au](mailto:nsloan@walga.asn.au)

Tony Brown  
Executive Manager Governance and  
Organisational Services  
[tbrown@walga.asn.au](mailto:tbrown@walga.asn.au)

James McGovern  
Manager Governance and Procurement  
[jmcgovern@walga.asn.au](mailto:jmcgovern@walga.asn.au)

## Local Government Act Review Process

---

WALGA through consultation with the Local Government Sector endorsed sector advocacy positions relating to Local Government Act amendments in March 2019 and December 2020. These advocacy positions were developed considering (but not limited to);

- The Department of Local Government, Sport and Cultural Industries (DLGSC) consultation on Act Reform (2017-2020)
- The City of Perth Inquiry Report (mid 2020)
- The State Parliament's Select Committee Report into Local Government (late 2020)

In December 2020, WALGA endorsed the following principles for any review of the Local Government Act.

## Local Government Reform – WALGA Principles

---

That the following key principles be embodied in the Local Government Act:

1. Uphold the general competence principle currently embodied in the Local Government Act
2. Provide for a flexible, principles-based legislative framework
3. Promote a size and scale compliance regime
4. Promote enabling legislation that empowers Local Government to carry out activities beneficial to its community taking into consideration Local Governments' role in creating a sustainable and resilient community through:
  - i. Economic development
  - ii. Environmental protection, and
  - iii. Social advancement
5. Avoid red tape and 'de-clutter' the extensive regulatory regime that underpins the Local Government Act, and
6. The State Government must not assign legislative responsibilities to Local Governments unless there is provision for resources required to fulfil the responsibilities.

It is worth noting that of the above principles, items 1, 2, and 3 are addressed in these legislative reform proposals and principles 4 and 5 are partially addressed.

**Theme 1: Early Intervention, Effective Regulation and Stronger Penalties**

CURRENT PROVISIONS	PROPOSED REFORMS	COMMENTS
<b>1.1 Early Intervention Powers</b>		
<ul style="list-style-type: none"> <li>• The Act provides the means to regulate the conduct of local government staff and council members and sets out powers to scrutinise the affairs of local government. The Act provides certain limited powers to:                             <ul style="list-style-type: none"> <li>○ Suspend or dismiss councils</li> <li>○ Appoint Commissioners</li> <li>○ Suspend or, order remedial action (such as training) for individual councillors.</li> </ul> </li> <li>• The Act also provides the Director General with the power to:                             <ul style="list-style-type: none"> <li>○ Conduct Authorised Inquiries</li> <li>○ Refer allegations of serious or recurrent breaches to the State Administrative Tribunal</li> <li>○ Commence prosecution for an offence under the Act.</li> </ul> </li> <li>• Authorised Inquiries are a costly and a relatively slow response to significant issues. Authorised Inquiries are currently the only significant tool for addressing significant issues within a local government.</li> <li>• The Panel Report, City of Perth Inquiry, and the Select Committee Report made various recommendations related to the establishment of a specific office for local government oversight.</li> </ul>	<ul style="list-style-type: none"> <li>• It is proposed to establish a Chief Inspector of Local Government (the <b>Inspector</b>), supported by an Office of the Local Government Inspector (the <b>Inspectorate</b>).</li> <li>• The Inspector would receive minor and serious complaints about elected members.</li> <li>• The Inspector would oversee complaints relating to local government CEOs.</li> <li>• Local Governments would still be responsible for dealing with minor behavioural complaints.</li> <li>• The Inspector would have powers of a standing inquiry, able to investigate and intervene in any local government where potential issues are identified.</li> <li>• The Inspector would have the authority to assess, triage, refer, investigate, or close complaints, having regard to various public interest criteria – considering laws such as the <i>Corruption, Crime and Misconduct Act 2003</i>, the <i>Occupational Safety and Health Act 1984</i>, the <i>Building Act 2011</i>, and other legislation.</li> <li>• The Inspector would have powers to implement minor penalties for less serious breaches of the Act, with an appeal mechanism.</li> <li>• The Inspector would also have the power to order a local government to address non-compliance with the Act or Regulations.</li> <li>• The Inspector would be supported by a panel of <b>Local Government Monitors</b> (see item</li> </ul>	<p><b><u>Current Local Government Position</u></b></p> <p>Items 1.1, 1.2 and 1.3 <b>generally align</b> with WALGA Advocacy Position 2.6.8 - ‘Establish Office of Independent Assessor’</p> <p><i>The Local Government sector supports:</i></p> <ol style="list-style-type: none"> <li>1. <i>Establishing an Office of the Independent Assessor to replace the Standards Panel to provide an independent body to receive, investigate and assess complaints against Elected Members and undertake inquiries.</i></li> <li>2. <i>Remove the CEO from being involved in processing complaints.</i></li> <li>3. <i>That an early intervention framework of monitoring to support Local Governments be provided with any associated costs to be the responsibility of the State Government.</i></li> <li>4. <i>An external oversight model for local level behavioural complaints made under Council Member, Committee Member and Candidate Codes of Conduct, that is closely aligned to the Victorian Councillor Complaints Framework.</i></li> </ol> <p><b>Comment</b></p> <p>The Local Government sector is in favour of early intervention and a swift response to potentially disruptive or dysfunctional behaviours. The Proposed Reforms state ‘Local Governments would still be responsible for dealing with minor behavioural complaints’ and therefore do not go as far as the Sector’s recent request for an external</p>

## Local Government Reform – Consultation on Proposed Reforms

CURRENT PROVISIONS	PROPOSED REFORMS	COMMENTS
	<p>1.2).</p> <ul style="list-style-type: none"> <li>• The existing Local Government Standards Panel would be replaced with a new <b>Conduct Panel</b> (see item 1.3).</li> <li>• <b>Penalties</b> for breaches to the Local Government Act and Regulations will be reviewed and are proposed to be generally strengthened (see item 1.4).</li> <li>• These reforms would be supported by new powers to more quickly resolve issues within local government (see items 1.5 and 1.6).</li> </ul>	<p>oversight model for the independent assessment of local level complaints (State Council Res: 264.5/2021 – September 2021). However this will be mitigated with the Inspector able to respond to a Local Government having unresolved matters by appointing a monitor to assist the Local Government.</p> <p>It is expected the Local Government Inspector would be funded by the State Government, however it is noted that the cost of the Local Government Monitors and the Conduct Panel would be borne by the Local Government concerned.</p> <p><b>Recommendation</b></p> <ol style="list-style-type: none"> <li>1. <b>Support the proposed reforms as they align with the sectors position on external oversight and support.</b></li> <li>2. <b>Request the Minister to explore alternate mechanisms for resolving local level complaints.</b></li> </ol>
<b>1.2 Local Government Monitors</b>		
<ul style="list-style-type: none"> <li>• There are currently no legislative powers for the provision of monitors/ temporary advisors.</li> <li>• The DLGSC provides support and advice to local governments, however there is no existing mechanism for pre-qualified, specialised assistance to manage complex cases.</li> </ul>	<ul style="list-style-type: none"> <li>• A panel of <b>Local Government Monitors</b> would be established.</li> <li>• Monitors could be appointed by the Inspector to go into a local government and try to resolve problems.</li> <li>• The purpose of Monitors would be to proactively fix problems, rather than to identify blame or collect evidence.</li> <li>• Monitors would be qualified specialists, such</li> </ul>	As above

CURRENT PROVISIONS	PROPOSED REFORMS	COMMENTS
	<p>as:</p> <ul style="list-style-type: none"> <li>○ Experienced and respected former Mayors, Presidents, and CEOs - to act as mentors and facilitators</li> <li>○ Dispute resolution experts - to address the breakdown of professional working relationships</li> <li>○ Certified Practising Accountants and other financial specialists - to assist with financial management and reporting issues</li> <li>○ Governance specialists and lawyers - to assist councils resolve legal issues</li> <li>○ HR and procurement experts - to help with processes like recruiting a CEO or undertaking a major land transaction.</li> </ul> <ul style="list-style-type: none"> <li>● Only the Inspector would have the power to appoint Monitors.</li> <li>● Local governments would be able to make requests to the Inspector to appoint Monitors for a specific purpose.</li> </ul> <p><b>Monitor Case Study 1 – Financial Management</b></p> <p>The Inspector receives information that a local government is not collecting rates correctly under the <i>Local Government Act 1995</i>. Upon initial review, the Inspector identifies that there may be a problem. The Inspector appoints a Monitor who specialises in financial management in local government. The Monitor visits the local government and identifies that the system used to manage rates is not correctly issuing rates notices. The Monitor works with the local government to rectify the error, and issue corrections to impacted ratepayers.</p>	

CURRENT PROVISIONS	PROPOSED REFORMS	COMMENTS
	<p><b>Monitor Case Study 2 – Dispute Resolution</b></p> <p>The Inspector receives a complaint from one councillor that another councillor is repeatedly publishing derogatory personal attacks against another councillor on social media, and that the issue has not been able to be resolved at the local government level. The Inspector identifies that there has been a relationship breakdown between the two councillors due to a disagreement on council.</p> <p>The Inspector appoints a Monitor to host mediation sessions between the councillors. The Monitor works with the councillors to address the dispute. Through regular meetings, the councillors agree to a working relationship based on the council's code of conduct. After the mediation, the Monitor occasionally makes contact with both councillors to ensure there is a cordial working relationship between the councillors.</p>	
<b>1.3 Conduct Panel</b>		
<ul style="list-style-type: none"> <li>The Local Government Standards Panel was established in 2007 to resolve minor breach complaints relatively quickly and provide the sector with guidance and benchmarks about acceptable standards of behaviour.</li> <li>Currently, the Panel makes findings about alleged breaches based on written submissions.</li> <li>The City of Perth Inquiry report made various recommendations that functions of the Local Government Standards Panel be reformed.</li> </ul>	<ul style="list-style-type: none"> <li>The Standards Panel is proposed to be replaced with a new Local Government <b>Conduct Panel</b>.</li> <li>The Conduct Panel would be comprised of suitably qualified and experienced professionals. Sitting councillors will not be eligible to serve on the Conduct Panel.</li> <li>The Inspector would provide evidence to the Conduct Panel for adjudication.</li> <li>The Conduct Panel would have powers to impose stronger penalties – potentially including being able to suspend councillors for</li> </ul>	As above

CURRENT PROVISIONS	PROPOSED REFORMS	COMMENTS
	<p>up to three months, with an appeal mechanism.</p> <ul style="list-style-type: none"> <li>For very serious or repeated breaches of the Local Government Act, the Conduct Panel would have the power to recommend prosecution through the courts.</li> <li>Any person who is subject to a complaint before the Conduct Panel would have the right to address the Conduct Panel before the Panel makes a decision.</li> </ul>	
<b>1.4 Review of Penalties</b>		
<ul style="list-style-type: none"> <li>There are currently limited penalties in the Act for certain types of non-compliance with the Local Government Act.</li> </ul>	<ul style="list-style-type: none"> <li>Penalties for breaching the Local Government Act are proposed to be strengthened.</li> <li>It is proposed that the suspension of councillors (for up to three months) is established as the main penalty where a councillor breaches the Local Government Act or Regulations on more than one occasion.</li> <li>Councillors who are disqualified would not be eligible for sitting fees or allowances. They will also not be able to attend meetings, or use their official office (such as their title or council email address).</li> <li>It is proposed that a councillor who is suspended multiple times may become disqualified from office.</li> <li>Councillors who do not complete mandatory training within a certain timeframe will also not be able to receive sitting fees or allowances.</li> </ul>	<p><b><u>Current Local Government Position</u></b></p> <p>Items 1.4 and 1.5 <b><u>expand upon</u></b> Advocacy Position 2.6.9 - 'Stand Down Proposal'</p> <p><i>WALGA supports, in principle, a proposal for an individual elected member to be 'stood down' from their duties when they are under investigation, have been charged, or when their continued presence prevents Council from properly discharging its functions or affects the Council's reputation, subject to further policy development work being undertaken. Further policy development of the Stand Down Provisions must involve active consultation with WALGA and specific consideration of the following issues of concern to the Sector:</i></p> <ol style="list-style-type: none"> <li><i>That the Department of Local Government endeavour to ensure established principles of natural justice and procedural fairness are embodied in all aspects of the proposed Stand Down Provisions; and</i></li> <li><i>That activities associated with the term 'disruptive behaviour', presented as reason to</i></li> </ol>



CURRENT PROVISIONS	PROPOSED REFORMS	COMMENTS
		<p><i>stand down a defined Elected Member on the basis their continued presence may make a Council unworkable, are thoroughly examined and clearly identified to ensure there is awareness, consistency and opportunity for avoidance.</i></p> <p><b>Comment</b> The Local Government sector has long-standing advocacy positions supporting stronger penalties as a deterrent to disruptive Council Member behaviours. Clear guidance will be required to ensure there is consistent application of the power given to Presiding Members.</p> <p><b>Recommendation</b></p> <p><b>Supported</b></p>
<p><b>1.5 Rapid Red Card Resolutions</b></p>		
<ul style="list-style-type: none"> <li>• Currently, local governments have different local laws and standing orders that govern the way meetings run. Presiding members (Mayors and Presidents) are reliant on the powers provided in the local government standing orders local laws.</li> <li>• Differences between local governments is a source of confusion about the powers that presiding members have to deal with disruptive behaviours at council meetings.</li> <li>• Disruptive behaviour at council meetings is a very common cause of complaints. Having the Presiding Member be able to deal with these problems should more quickly resolve problems that occur at council meetings.</li> </ul>	<ul style="list-style-type: none"> <li>• It is proposed that Standing Orders are made consistent across Western Australia (see item 2.6). Published recordings of all meetings would also become standard (item 3.1).</li> <li>• It is proposed that Presiding Members have the power to “red card” any attendee (including councillors) who unreasonably and repeatedly interrupt council meetings. This power would:                         <ul style="list-style-type: none"> <li>○ Require the Presiding Member to issue a clear first warning</li> <li>○ If the disruptions continue, the Presiding Member will have the power to “red card” that person, who must be silent for the rest of the meeting. A councillor issued with a red card will still vote, but must not speak or move motions</li> <li>○ If the person continues to be disruptive, the</li> </ul> </li> </ul>	<p>As above</p>

## Local Government Reform – Consultation on Proposed Reforms

CURRENT PROVISIONS	PROPOSED REFORMS	COMMENTS
	<p>Presiding Member can instruct that they leave the meeting.</p> <ul style="list-style-type: none"> <li>Any Presiding Member who uses the “red card” or ejection power will be required to notify the Inspector.</li> <li>Where an elected member refuses to comply with an instruction to be silent or leave, or where it can be demonstrated that the presiding member has not followed the law in using these powers, penalties can be imposed through a review by the Inspector.</li> </ul>	
<b>1.6 Vexatious Complaint Referrals</b>		
<ul style="list-style-type: none"> <li>No current provisions.</li> <li>The Act already provides a requirement for Public Question Time at council meetings.</li> </ul>	<ul style="list-style-type: none"> <li>Local governments already have a general responsibility to provide ratepayers and members of the public with assistance in responding to queries about the local government’s operations. Local governments should resolve queries and complaints in a respectful, transparent and equitable manner.</li> <li>Unfortunately, local government resources can become unreasonably diverted when a person makes repeated vexatious queries, especially after a local government has already provided a substantial response to the person’s query.</li> <li>It is proposed that if a person makes repeated complaints to a local government CEO that are vexatious, the CEO will have the power to refer that person’s complaints to the Inspectorate, which after assessment of the facts may then rule the complaint vexatious.</li> </ul>	<p><b><u>Current Local Government Position</u></b>  Item 1.6 <b><u>expands upon</u></b> Advocacy Position 2.6.11 – ‘Vexatious complainants in relation to FOI applications’  <i>WALGA advocates for the Freedom of Information Act 1992 (WA) to be reviewed, including consideration of:</i></p> <ol style="list-style-type: none"> <li><i>Enabling the Information Commissioner to declare vexatious applicants similar to the provisions of section 114 of the Right to Information Act 2009 (QLD);</i></li> <li><i>Enabling an agency to recover reasonable costs incurred through the processing of a Freedom of Information access application where the application is subsequently withdrawn; and</i></li> <li><i>Modernisation to address the use of electronic communications and information.</i></li> </ol> <p><b>Comment</b>  The Act has been expanded significantly in recent</p>

CURRENT PROVISIONS	PROPOSED REFORMS	COMMENTS
		<p>years to permit an increased level of public involvement, scrutiny and access to information relating to the decisions, operations and affairs of Local Government in WA. Introducing a means to limit capacity for unreasonable complainants to negatively impact Local Governments will provide a necessary balance between the openness and transparency of the sector and the reasonable entitlement of citizens to interact with their Local Government.</p> <p><b>Recommendation</b></p> <p><b>Supported</b></p>
<p><b>1.7 Minor Other Reforms</b></p>		

CURRENT PROVISIONS	PROPOSED REFORMS	COMMENTS
<ul style="list-style-type: none"> <li>Other minor reforms are being considered to enhance the oversight of local government.</li> <li>Ministerial Circulars have traditionally been used to provide guidance to the local government sector.</li> </ul>	<ul style="list-style-type: none"> <li>Potential other reforms to strengthen guidance for local governments are being considered.</li> <li>For example, one option being considered is the potential use of sector-wide guidance notices. Guidance notices could be published by the Minister or Inspector, to give specific direction for how local governments should meet the requirements of the Local Government Act and Regulations. For instance, the Minister could publish guidance notices to clarify the process for how potential conflicts of interests should be managed.</li> <li>It is also proposed (see item 1.1) that the Inspector has the power to issue notices to individual local governments to require them to rectify non-compliance with the Act or Regulations.</li> </ul>	<p><b><u>Current Local Government Position</u></b></p> <p>Item 1.7 <b>aligns</b> with Advocacy Position 2.6 - ‘Support DLGSC as service provider / capacity builder’</p> <p><i>WALGA supports the continuance of the Department of Local Government, Sport and Cultural Industries as a direct service provider of compliance and recommend the Department fund its capacity building role through the utilisation of third party service providers. In addition, WALGA calls on the State Government to ensure there is proper resourcing of the Department of Local Government, Sport and Cultural Industries to conduct timely inquiries and interventions when instigated under the provisions of the Local Government Act 1995.</i></p> <p><b>Comment</b></p> <p>Operational guidance from the Department of Local Government, Sport and Cultural Industries leads to consistent understanding and application of statutory provisions by Local Government. The proposed reform that the Inspector issue non-compliance notices appears to replicate the Minister’s powers under Section 9.14A – ‘Notice to prevent continuing contravention’</p> <p><b>Recommendation</b></p> <p><b>Supported</b></p>

## Local Government Reform – Consultation on Proposed Reforms

**Theme 2: Reducing Red Tape, Increasing Consistency and Simplicity**

CURRENT REQUIREMENTS	PROPOSED REFORMS	COMMENTS
<b>2.1 Resource Sharing</b>		
<ul style="list-style-type: none"> <li>The Act does not currently include specific provisions to allow for certain types of resource sharing – especially for sharing CEOs.</li> <li>Regional local governments would benefit from having clearer mechanisms for voluntary resource-sharing.</li> </ul>	<ul style="list-style-type: none"> <li>Amendments are proposed to encourage and enable local governments, especially smaller regional local governments, to share resources, including Chief Executive Officers and senior employees.</li> <li>Local governments in bands 2, 3 or 4 would be able to appoint a shared CEO at up to two salary bands above the highest band. For example, a band 3 and a band 4 council sharing a CEO could remunerate to the level of band 1.</li> </ul>	<p><b><u>Current Local Government Position</u></b></p> <p>Item 2.1 <b>aligns</b> with Advocacy Position 2.6 – Local Government Legislation – ‘Avoid red tape and ‘de-clutter’ the extensive regulatory regime that underpins the Local Government Act’ and Advocacy Position 2.3.1 - ‘Regional Collaboration’.</p> <p><i>Local Governments should be empowered to form single and joint subsidiaries, and beneficial enterprises. In addition, compliance requirements of Regional Councils should be reviewed and reduced.</i></p> <p><b>Comment</b></p> <p>The proposed reforms will rely upon statutory provisions that enable and enhance regional collaboration. Recent over-regulation of Regional Subsidiaries in 2016 resulted in no subsidiaries being formed since that time.</p> <p><b>Recommendation</b></p> <p><b>Supported</b></p>
<b>2.2 Standardisation of Crossovers</b>		
<ul style="list-style-type: none"> <li>Approvals and standards for crossovers (the section of driveways that run between the kerb and private property) are inconsistent between local government areas, often with very minor differences.</li> </ul>	<ul style="list-style-type: none"> <li>It is proposed to amend the <i>Local Government (Uniform Local Provisions) Regulations 1996</i> to standardise the process for approving crossovers for residential properties and residential developments on</li> </ul>	<p><b><u>Current Local Government Position</u></b></p> <p><b>Comment</b></p> <p>WALGA developed the Template Crossover Guideline and Specification resource in 2017 and have been part of the Minister’s working group on</p>

## Local Government Reform – Consultation on Proposed Reforms

CURRENT REQUIREMENTS	PROPOSED REFORMS	COMMENTS
<ul style="list-style-type: none"> <li>This can create confusion and complexity for homeowners and small businesses in the construction sector.</li> </ul>	<p>local roads.</p> <ul style="list-style-type: none"> <li>A Crossover Working Group has provided preliminary advice to the Minister and DLGSC to inform this.</li> <li>The DLGSC will work with the sector to develop standardised design and construction standards.</li> </ul>	<p>red tape reduction that has been looking at standardisation of crossovers.</p> <p><b>Recommendation</b></p> <p><b>Supported</b></p>
<p><b>2.3 Introduce Innovation Provisions</b></p>		
<ul style="list-style-type: none"> <li>The <i>Local Government Act 1995</i> currently has very limited provisions to allow for innovations and responses to emergencies to (such as the Shire of Bruce Rock Supermarket).</li> </ul>	<ul style="list-style-type: none"> <li>New provisions are proposed to allow exemptions from certain requirements of the <i>Local Government Act 1995</i>, for: <ul style="list-style-type: none"> <li>Short-term trials and pilot projects</li> <li>Urgent responses to emergencies.</li> </ul> </li> </ul>	<p><b><u>Current Local Government Position</u></b></p> <p>There is currently no advocacy position in relation to Item 2.3.</p> <p><b>Comment</b></p> <p>It is arguable communities expect all levels of Government will apply innovative solutions to complex and emerging issues difficult to resolve by traditional means. Exemptions constructed with appropriate checks and balances, particularly where expenditure of public funds are concerned, has potential to facilitate efficient and effective outcomes.</p> <p><b>Recommendation</b></p> <p><b>Supported</b></p>
<p><b>2.4 Streamline Local Laws</b></p>		
<ul style="list-style-type: none"> <li>Local laws are required to be reviewed every eight years.</li> <li>The review of local laws (especially when they are standard) has been identified as a burden for the sector.</li> <li>Inconsistency between local laws is</li> </ul>	<ul style="list-style-type: none"> <li>It is proposed that local laws would only need to be reviewed by the local government every 15 years.</li> <li>Local laws not reviewed in the timeframe would lapse, meaning that old laws will be automatically removed and no longer</li> </ul>	<p><b><u>Current Local Government Position</u></b></p> <p>Items 2.4, 2.5 and 2.6 <b>expand upon</b> Advocacy Position 2.6.35 - 'Local law-making process should be simplified'.</p> <p><i>The Local Law making process should be simplified as follows:</i></p>

## Local Government Reform – Consultation on Proposed Reforms

CURRENT REQUIREMENTS	PROPOSED REFORMS	COMMENTS
<p>frustrating for residents and business stakeholders.</p>	<p>applicable.</p> <ul style="list-style-type: none"> <li>Local governments adopting Model Local Laws will have reduced advertising requirements.</li> </ul>	<ul style="list-style-type: none"> <li><i>The requirement to give state-wide notice should be reviewed, with consideration given to Local Governments only being required to provide local public notice;</i></li> <li><i>Eliminate the requirement to consult on local laws when a model is used;</i></li> <li><i>Consider deleting the requirement to review local laws periodically. Local Governments, by administering local laws, will determine when it is necessary to amend or revoke a local law; and</i></li> <li><i>Introduce certification of local laws by a legal practitioner in place of scrutiny by Parliament's Delegated Legislation Committee.</i></li> </ul> <p><b>Comment</b></p> <p>Proposed reforms meet the Sector's preference for simplified local law-making processes. Model local laws are supported, whilst recognising the models themselves will require review by State Government departments with the relevant head of power. For example, the Model Local Law (Standing Orders) 1998 formed the basis of many Local Government meeting procedures local laws but no review was completed. This model was superseded by individual local laws with added contemporary provisions. This pattern will repeat itself if model local laws are not reviewed to remain contemporary to the Sector's requirements.</p> <p><b>Recommendation</b></p> <p><b>Supported</b></p>

## Local Government Reform – Consultation on Proposed Reforms

CURRENT REQUIREMENTS	PROPOSED REFORMS	COMMENTS
<b>2.5 Simplifying Approvals for Small Business and Community Events</b>		
<ul style="list-style-type: none"> <li>Inconsistency between local laws and approvals processes for events, street activation, and initiatives by local businesses is frustrating for business and local communities.</li> </ul>	<ul style="list-style-type: none"> <li>Proposed reforms would introduce greater consistency for approvals for:               <ul style="list-style-type: none"> <li>alfresco and outdoor dining</li> <li>minor small business signage rules</li> <li>running community events.</li> </ul> </li> </ul>	As above
<b>2.6 Standardised Meeting Procedures, Including Public Question Time</b>		
<ul style="list-style-type: none"> <li>Local governments currently prepare individual standing order local laws.</li> <li>The <i>Local Government Act 1995</i> and regulations require local governments to allocate time at meetings for questions from the public.</li> <li>Inconsistency among the meeting procedures between local governments is a common source of complaints.</li> </ul>	<ul style="list-style-type: none"> <li>To provide greater clarity for ratepayers and applicants for decisions made by council, it is proposed that the meeting procedures and standing orders for all local government meetings, including for public question time, are standardised across the State.</li> <li>Regulations would introduce standard requirements for public question time, and the procedures for meetings generally.</li> <li>Members of the public across all local governments would have the same opportunities to address council and ask questions.</li> </ul>	As above



CURRENT REQUIREMENTS	PROPOSED REFORMS	COMMENTS
<b>2.7 Regional Subsidiaries</b>		
<ul style="list-style-type: none"> <li>• Initiatives by multiple local governments may be managed through formal Regional Councils, or through less formal “organisations of councils”, such as NEWROC and WESROC.</li> <li>• These initiatives typically have to be managed by a lead local government.</li> <li>• In 2016-17, provisions were introduced to allow for the formation of Regional Subsidiaries. Regional Subsidiaries can be formed in line with the <i>Local Government (Regional Subsidiaries) Regulations 2017</i>.</li> <li>• So far, no Regional Subsidiary has been formed.</li> </ul>	<ul style="list-style-type: none"> <li>• Work is continuing to consider how Regional Subsidiaries can be best established to:               <ul style="list-style-type: none"> <li>○ Enable Regional Subsidiaries to provide a clear and defined public benefit for people within member local governments</li> <li>○ Provide for flexibility and innovation while ensuring appropriate transparency and accountability of ratepayer funds</li> <li>○ Where appropriate, facilitate financing of initiatives by Regional Subsidiaries within a reasonable and defined limit of risk</li> <li>○ Ensure all employees of a Regional Subsidiary have the same employment conditions as those directly employed by member local governments.</li> </ul> </li> </ul>	<p><b><u>Current Local Government Position</u></b></p> <p>Item 2.7 <b>aligns</b> with Advocacy Position 2.3.1 - ‘Regional Collaboration’</p> <p><i>Local Governments should be empowered to form single and joint subsidiaries, and beneficial enterprises. In addition, compliance requirements of Regional Councils should be reviewed and reduced.</i></p> <p><b>Comment</b></p> <p>Under the Regional Subsidiary model, two or more Local Governments are able to establish a regional subsidiary to undertake a shared service function on behalf of its constituent Local Governments. The model provides increased flexibility when compared to the Regional Local Government model because regional subsidiaries are primarily governed and regulated by a charter rather than legislation. While the regional subsidiary model’s governance structure is primarily representative, the model also allows independent and commercially focussed directors to be appointed to the board of management.</p> <p>A key advantage of the regional subsidiary model is the use of a charter, as opposed to legislation, as the primary governance and regulatory instrument. Accordingly, the legislative provisions governing the establishment of regional subsidiaries should be light, leaving most of the regulation to the regional subsidiary charter, which can be adapted to suit the specific circumstances of each regional subsidiary.</p>

CURRENT REQUIREMENTS	PROPOSED REFORMS	COMMENTS
		<p><b>Recommendation</b></p> <p><b>Supported</b></p>

**Theme 3: Greater Transparency & Accountability**

CURRENT REQUIREMENTS	PROPOSED REFORMS	COMMENTS
<p><b>3.1 Recordings and Live-Streaming of All Council Meetings</b></p>		
<ul style="list-style-type: none"> <li>• Currently, local governments are only required to make written minutes of meetings.</li> <li>• While there is no legal requirement for livestreaming or video or audio recording of council meetings, many local governments now stream and record their meetings.</li> <li>• Complaints relating to behaviours and decisions at meetings constitute a large proportion of complaints about local governments.</li> <li>• Local governments are divided into bands with the largest falling in bands 1 and 2, and</li> </ul>	<ul style="list-style-type: none"> <li>• It is proposed that all local governments will be required to record meetings.</li> <li>• Band 1 and 2 local governments would be required to livestream meetings, and make video recordings available as public archives.</li> <li>• Band 1 and 2 are larger local governments are generally located in larger urban areas, with generally very good telecommunications infrastructure, and many already have audio-visual equipment.</li> <li>• Band 1 and 2 local governments would be required to livestream meetings, and make</li> </ul>	<p><b><u>Current Local Government Position</u></b></p> <p>Item 3.1 <b><u>expands upon</u></b> Advocacy Position 2.6 – ‘Promote a size and scale compliance regime’ and Advocacy Position 2.6.31 - ‘Attendance at Council Meetings by Technology’</p> <p><i>A review of the ability of Elected Members to log into Council meetings should be undertaken.</i></p> <p><b>Comment</b></p> <p>Local Governments introducing electronic meeting procedures and the means for remote public attendance in response to the COVID-19</p>

## Local Government Reform – Consultation on Proposed Reforms

CURRENT REQUIREMENTS	PROPOSED REFORMS	COMMENTS
<p>smaller local governments falling bands 3 and 4. The allocation of local governments into bands is determined by The Salaries and Allowances Tribunal based on factors<sup>1</sup> such as:</p> <ul style="list-style-type: none"> <li>○ Growth and development</li> <li>○ Strategic planning issues</li> <li>○ Demands and diversity of services provided to the community</li> <li>○ Total expenditure</li> <li>○ Population</li> <li>○ Staffing levels.</li> </ul>	<p>video recordings available as public archives.</p> <ul style="list-style-type: none"> <li>• Several local governments already use platforms such as YouTube, Microsoft Teams, and Vimeo to stream and publish meeting recordings.</li> <li>• Limited exceptions would be made for meetings held outside the ordinary council chambers, where audio recordings may be used.</li> <li>• Recognising their generally smaller scale, typically smaller operating budget, and potential to be in more remote locations, band 3 and 4 local governments would be required to record and publish audio recordings, at a minimum. These local governments would still be encouraged to livestream or video record meetings.</li> <li>• All council meeting recordings would need to be published at the same time as the meeting minutes. Recordings of all confidential items would also need to be submitted to the DLGSC for archiving.</li> </ul>	<p>pandemic led to a swift uptake of streaming Council meetings. The proposed reform that Band 1 and 2 Local Governments will only be problematic where technical capability such as reliable bandwidth impact the district.</p> <p><b>Recommendation</b></p> <p><b>Supported</b></p>

<sup>1</sup> See page 3 of the [2018 Salaries and Allowance Tribunal Determination](#)

CURRENT REQUIREMENTS	PROPOSED REFORMS	COMMENTS
<b>3.2 Recording All Votes in Council Minutes</b>		
<ul style="list-style-type: none"> <li>A local government is only required to record which councillor voted for or against a motion in the minutes of that meeting if a request is made by an elected member at the time of the resolution during the meeting.</li> <li>The existing provision does not mandate transparency.</li> </ul>	<ul style="list-style-type: none"> <li>To support the transparency of decision-making by councillors, it is proposed that the individual votes cast by all councillors for all council resolutions would be required to be published in the council minutes, and identify those for, against, on leave, absent or who left the chamber.</li> <li>Regulations would prescribe how votes are to be consistently minuted.</li> </ul>	<p><b><u>Current Local Government Position</u></b> There is currently no advocacy position in relation to Item 3.2.</p> <p><b>Comment</b> There is an evolving common practice that Council Minutes record the vote of each Council Member present at a meeting.</p> <p><b>Recommendation</b></p> <p><b>Supported</b></p>
<b>3.3 Clearer Guidance for Meeting Items that may be Confidential</b>		
<ul style="list-style-type: none"> <li>The Act currently provides broad definitions of what type of matters may be discussed as a confidential item.</li> <li>There is limited potential for review of issues managed as confidential items under the current legislation.</li> </ul>	<ul style="list-style-type: none"> <li>Recognising the importance of open and transparent decision-making, it is considered that confidential meetings and confidential meeting items should only be used in limited, specific circumstances.</li> <li>It is proposed to make the Act more specific in prescribing items that may be confidential, and items that should remain open to the public.</li> <li>Items not prescribed as being confidential could still be held as confidential items only with the prior written consent of the Inspector.</li> <li>All confidential items would be required to be audio recorded, with those recordings submitted to the DLGSC.</li> </ul>	<p><b><u>Current Local Government Position</u></b> There is currently no advocacy position in relation to Item 3.3.</p> <p><b>Comment</b> Clarifying the provisions of the Act has broad support within the sector. New reforms requiring Local Governments to video or audio record Council meetings (Item 3.1) will add to the formal record of proceedings that includes written Minutes. While being supported, the requirement to provide audio recordings of confidential matters to the DLGSC is queried on the basis that written and audio records can be readily accessed from a Local Government if required.</p> <p><b>Recommendation</b></p> <p><b>Supported</b></p>

CURRENT REQUIREMENTS	PROPOSED REFORMS	COMMENTS
<b>3.4 Additional Online Registers</b>		
<ul style="list-style-type: none"> <li>Local governments are required to provide information to the community through annual reports, council minutes and the publication of information online.</li> <li>Consistent online publication of information can substitute for certain material in annual reports.</li> <li>Consistency in online reporting across the sector will provide ratepayers with better information.</li> <li>These registers supplement the simplification of financial statements in Theme 6.</li> </ul>	<ul style="list-style-type: none"> <li>It is proposed to require local governments to report specific information in online registers on the local government's website. Regulations would prescribe the information to be included.</li> </ul> <p>The following new registers, each updated quarterly, are proposed:</p> <ul style="list-style-type: none"> <li><b>Lease Register</b> to capture information about the leases the local government is party to (either as lessor or lessee)</li> <li><b>Community Grants Register</b> to outline all grants and funding provided by the local government</li> <li><b>Interests Disclosure Register</b> which collates all disclosures made by elected members about their interests related to matters considered by council</li> <li><b>Applicant Contribution Register</b> accounting for funds collected from applicant contributions, such as cash-in-lieu for public open space and car parking</li> <li><b>Contracts Register</b> that discloses all contracts above \$100,000.</li> </ul>	<p><b><u>Current Local Government Position</u></b> There is currently no advocacy position in relation to Item 3.4.</p> <p><b>Comment</b> This proposal follows recent Act amendments that ensure a range of information is published on Local Government websites. WALGA has sought clarity that the contracts register excludes contracts of employment.</p> <p><b>Recommendation</b></p> <p><b>Supported</b></p>
<b>3.5 Chief Executive Officer Key Performance Indicators (KPIs) be Published</b>		
<ul style="list-style-type: none"> <li>It is a requirement of the <i>Local Government Act 1995</i> that CEO performance reviews are conducted annually.</li> <li>The Model Standards for CEO recruitment and selection, performance review and</li> </ul>	<ul style="list-style-type: none"> <li>To provide for minimum transparency, it is proposed to mandate that the KPIs agreed as performance metrics for CEOs: <ul style="list-style-type: none"> <li>Be published in council meeting minutes as soon as they are agreed prior to (before the start of the annual period)</li> </ul> </li> </ul>	<p><b><u>Current Local Government Position</u></b> There is currently no advocacy position in relation to Item 3.5.</p> <p><b>Comment</b> In principle, this proposal has some merit and would be particularly effective if all CEO KPIs</p>

CURRENT REQUIREMENTS	PROPOSED REFORMS	COMMENTS
<p>termination require that a local government must review the performance of the CEO against contractual performance criteria.</p> <ul style="list-style-type: none"> <li>Additional performance criteria can be used for performance review by agreement between both parties.</li> </ul>	<ul style="list-style-type: none"> <li>The KPIs and the results be published in the minutes of the performance review meeting (at the end of the period)</li> <li>The CEO has a right to provide written comments to be published alongside the KPIs and results to provide context as may be appropriate (for instance, the impact of events in that year that may have influenced the results against KPIs).</li> </ul>	<p>consistently reflect Strategic Community Plans and Corporate Business Plans of Local Governments, together with KPIs reflective of the CEO’s statutory functions under Section 5.41 of the Act. This approach would inform the community of the CEO’s performance related to the strategic direction and operational function of the Local Government.</p> <p>In practice, the drafting of statutory provisions will require sensitive consideration of certain KPIs i.e. those relating to issues affecting the workplace or identified risk-based concerns, to reflect the way Audit Committees currently deal with some internal control, risk and legislative compliance issues confidentially. This approach will protect the interests of Local Governments and other parties associated with such KPIs. It would be prudent for exemptions to be provided, based on matters of confidentiality.</p> <p>The proposed reforms and recent Act amendments signal a clear intent to permit closer community involvement and scrutiny of Local Government. However, negative consequences are likely if Local Government Council’s responsibility as the employing authority of the CEO became blurred due to perceived community entitlement to comment, question and influence KPIs and the performance review process.</p> <p>Additionally, the publication of CEO KPI’s will elevate this employment position to a high degree of public scrutiny seldom evident in the public or private sector, if at all. It is worth investigating whether the proposed reforms</p>

CURRENT REQUIREMENTS	PROPOSED REFORMS	COMMENTS
		<p>considered whether this factor could impact on the recruitment of CEO's, particularly from outside the Local Government sector.</p> <p>The results of performance reviews should be confidential information between the employer and employee and should not be published and should remain within the confidential human resource records of the organisation.</p> <p><b>Recommendation</b></p> <ol style="list-style-type: none"> <li><b>1. Conditionally Support the reporting of CEO KPIs that are consistent with the strategic direction and operational function of the Local Government, subject to exemptions for publishing KPI's of a confidential nature;</b></li> <li><b>2. Do not support the results of performance reviews being published.</b></li> </ol>

**Theme 4: Stronger Local Democracy and Community Engagement**

CURRENT REQUIREMENTS	PROPOSED REFORMS	COMMENTS
<b>4.1 Community and Stakeholder Engagement Charters</b>		
<ul style="list-style-type: none"> <li>There is currently no requirement for local governments to have a specific engagement charter or policy.</li> <li>Many local governments have introduced charters or policies for how they will engage with their community.</li> <li>Other States have introduced a specific</li> </ul>	<ul style="list-style-type: none"> <li>It is proposed to introduce a requirement for local governments to prepare a community and stakeholder engagement charter which sets out how local government will communicate processes and decisions with their community.</li> <li>A model Charter would be published to assist</li> </ul>	<p><b><u>Current Local Government Position</u></b></p> <p>Items 4.1 and 4.2 <b>generally align</b> with Advocacy Position 2.6.34 - 'Support responsive, aspirational and innovative community engagement principles'</p> <p><i>The Local Government sector supports:</i></p>

## Local Government Reform – Consultation on Proposed Reforms

CURRENT REQUIREMENTS	PROPOSED REFORMS	COMMENTS
<p>requirement for engagement charters.</p>	<p>local governments who wish to adopt a standard form.</p>	<p>1. <i>Responsive, aspirational and innovative community engagement principles</i></p> <p>2. <i>Encapsulation of aims and principles in a community engagement policy, and</i></p> <p>3. <i>The option of hosting an Annual Community Meeting to present on past performance and outline future prospects and plans.</i></p> <p><b>Comment</b></p> <p>As indicated in Item 4.1 commentary, many Local Governments have already developed stakeholder engagement charters, or similar engagement strategies, that reflect their unique communities of interest. The development of guidance by the DLGSC, based on standards such as the International Standard for Public Participation practice, is supported in favour of taking a prescriptive approach or conducting a survey for the sake of a survey.</p> <p>Item 4.2 has potential to provide benchmarking of community satisfaction levels across Band 1 and 2 Local Governments.</p> <p><b>Recommendation</b></p> <p><b>Supported</b></p>
<p><b>4.2 Ratepayer Satisfaction Surveys (Band 1 and 2 local governments only)</b></p>		
<ul style="list-style-type: none"> <li>• Many local governments already commission independent surveying consultants to hold a satisfaction survey of residents/ratepayers.</li> <li>• These surveys provide valuable data on the performance of local governments.</li> </ul>	<ul style="list-style-type: none"> <li>• It is proposed to introduce a requirement that every four years, all local governments in bands 1 and 2 hold an independently-managed ratepayer satisfaction survey.</li> <li>• Results would be required to be reported publicly at a council meeting and published on</li> </ul>	<p>As above</p>



## Local Government Reform – Consultation on Proposed Reforms

CURRENT REQUIREMENTS	PROPOSED REFORMS	COMMENTS
	<p>the local government's website.</p> <ul style="list-style-type: none"> <li>All local governments would be required to publish a response to the results.</li> </ul>	
<b>4.3 Introduction of Preferential Voting</b>		
<ul style="list-style-type: none"> <li>The current voting method for local government elections is first past the post.</li> <li>The existing first-past-the-post does not allow for electors to express more than one preference.</li> <li>The candidate with the most votes wins, even if that candidate does not have a majority.</li> <li>Preferential voting better captures the precise intentions of voters and as a result may be regarded as a fairer and more representative system. Voters have more specific choice.</li> </ul>	<ul style="list-style-type: none"> <li>Preferential voting is proposed be adopted as the method to replace the current first past the post system in local government elections.</li> <li>In preferential voting, voters number candidates in order of their preferences.</li> <li>Preferential voting is used in State and Federal elections in Western Australia (and in other states). This provides voters with more choice and control over who they elect.</li> <li>All other states use a form of preferential voting for local government.</li> </ul>	<p><b><u>Current Local Government Position</u></b></p> <p>Item 4.3 <b><u>does not align</u></b> with Advocacy Position 2.5.1 – ‘First Past the Post voting system’</p> <p><i>The Local Government sector supports:</i></p> <ol style="list-style-type: none"> <li><i>Four year terms with a two year spill</i></li> <li><i>Greater participation in Local Government elections</i></li> <li><i>The option to hold elections through:</i> <ul style="list-style-type: none"> <li><i>Online voting</i></li> <li><i>Postal voting, and</i></li> <li><i>In-person voting</i></li> </ul> </li> <li><i>Voting at Local Government elections to be voluntary</i></li> <li><i>The first past the post method of counting votes</i></li> </ol> <p><b>Comment</b></p> <p>It should be noted that the sector's advocacy against compulsory voting and “All in All out” 4 year terms has been successful and these items are not included in the reform proposals.</p> <p>The introduction of preferential voting will be a return to the system of voting prior to the <i>Local Government Act 1995</i>. The Local Government Advisory Board reported on voting systems in 2006 (<i>Local Government Structural Reform in Western Australia: Ensuring the Future Sustainability of Communities</i>) and provided the following comments in support of both first past</p>

CURRENT REQUIREMENTS	PROPOSED REFORMS	COMMENTS
		<p>the post voting and preferential voting:  <i>‘Comments in support of retaining first past the post include:</i></p> <ul style="list-style-type: none"> <li>• <i>Quick to count. Preferential voting is time consuming to count.</i></li> <li>• <i>Easily understood.</i></li> <li>• <i>Removes politics out of campaigning. Preferential will encourage alliances formed for the distribution of preferences and party politics into local government.</i></li> <li>• <i>Preferential voting allows election rigging through alliances or ‘dummy’ candidates.</i></li> <li>• <i>In a preferential system, the person that receives the highest number of first preference votes does not necessarily get elected.’</i></li> </ul> <p><i>‘Comments in support of replacing first past the post include:</i></p> <ul style="list-style-type: none"> <li>• <i>Preferential voting is more democratic and removes an area of confusion.</i></li> <li>• <i>Preferential voting ensures that the most popular candidates are elected who best reflect the will of the voters.</i></li> <li>• <i>Preferential system should be introduced. In FPP elections, candidates work together to get votes for each other. Preferential would make it more difficult for this practice to take place.</i></li> <li>• <i>FPP does not adequately reflect the wishes of electors when there are three candidates or more.</i></li> <li>• <i>FPP is unsuitable when there is more than one vacancy.</i></li> <li>• <i>Allows for a greater representation from a range of interest groups and prevents domination of elections by mainstream party politics.’</i></li> </ul> <p>The Sector supports first past the post voting for</p>

CURRENT REQUIREMENTS	PROPOSED REFORMS	COMMENTS
		<p>its simplicity and fundamental apolitical nature, therefore the proposed reforms are not supported. Feedback is sought to ensure the advocacy position for first past the post elections remains the preferred option.</p> <p><b>Recommendation</b>  <b>Not currently supported - Local Government feedback requested</b></p>
<p><b>4.4 Public Vote to Elect the Mayor and President</b></p>		
<ul style="list-style-type: none"> <li>• The Act currently allows local governments to have the Presiding Member (the Mayor or President) elected either:                             <ul style="list-style-type: none"> <li>○ by the electors of the district through a public vote; or</li> <li>○ by the council as a resolution at a council meeting.</li> </ul> </li> </ul>	<ul style="list-style-type: none"> <li>• Mayors and Presidents of all local governments perform an important public leadership role within their local communities.</li> <li>• Band 1 and 2 local governments generally have larger councils than those in bands 3 and 4.</li> <li>• Accordingly, it is proposed that the Mayor or President for all band 1 and 2 councils is to be elected through a vote of the electors of the district. Councils in bands 3 and 4 would retain the current system.</li> <li>• A number of Band 1 and Band 2 councils have already moved towards Public Vote to Elect the Mayor and President in recent years, including City of Stirling and City of Rockingham.</li> </ul>	<p><b><u>Current Local Government Position</u></b></p> <p>Item 4.4 <b>does not align</b> with Advocacy Position 2.5.2 - 'Election of Mayors and Presidents be at the discretion of Local Government.'</p> <p><i>Local Governments should determine whether their Mayor or President will be elected by the Council or elected by the community.</i></p> <p><b>Comment</b></p> <p>There are 43 Band 1 and 2 Local Governments with 22 popularly electing the Mayor or President:                      Band 1 - 15                      Band 2 - 7</p> <p>The remaining 21 Local Governments have a Council-elected Mayor or President. The cited examples of the City of Rockingham and City of Stirling electors determining by referendum to change the process for electing the Mayor are examples of the current system working as</p>

## Local Government Reform – Consultation on Proposed Reforms

CURRENT REQUIREMENTS	PROPOSED REFORMS	COMMENTS
		<p>intended. There is no evidence of elector support for uniform direct election of Mayors.</p> <p><b>Recommendation</b></p> <p><b>Not currently supported - Local Government feedback requested</b></p>
<b>4.5 Tiered Limits on the Number of Councillors</b>		
<ul style="list-style-type: none"> <li>The number of councillors (between 5-15 councillors) is decided by each local government, reviewed by the Local Government Advisory Board, and if approved by the Minister.</li> <li>The Panel Report recommended electoral reforms to improve representativeness.</li> </ul>	<ul style="list-style-type: none"> <li>It is proposed to limit the number of councillors based on the population of the entire local government.</li> <li>Some smaller local governments have already been moving to having smaller councils to reduce costs for ratepayers.</li> <li>The <a href="#">Local Government Panel Report</a> proposed: <ul style="list-style-type: none"> <li>For a population of up to 5,000 – five councillors (including the President)</li> <li>population of between 5,000 and 75,000 – five to nine councillors (including the Mayor/President)</li> <li>population of above 75,000 – nine to fifteen councillors (including Mayor).</li> </ul> </li> </ul>	<p><b><u>Current Local Government Position</u></b></p> <p>Item 4.5 <b>does not align</b> with Advocacy Position 2.5.1 – ‘<i>Councils consist of between six and 15 (including the Mayor/President)</i>’</p> <p><i>Local Governments being enabled to determine the number of Elected Members required on the Council between six and 15 (including the Mayor/President)</i></p> <p><b>Comment</b></p> <p>The proposed reform to restrict Local Governments with populations under 5,000 to 5 Council Members does not reflect the varied communities of interest within this grouping. Some Local Governments are essentially regional centres such as the Shires of Katanning (9), Dandaragan (9), Merredin (9), Moora (9) and Northampton (9) (current Councillor numbers bracketed). Local Governments such as the Shire of Ngaanyatjarraku (9) manage substantial land areas, manage isolated communities such as the Shire of Meekatharra (7) and culturally diverse communities such as the Shire of Christmas Island (9). Some Local Governments with populations up to 5,000 warrant a greater</p>

CURRENT REQUIREMENTS	PROPOSED REFORMS	COMMENTS
		<p>number of Councillors to effectively share the representative role that Council Members play within their communities.</p> <p>The additional proposed reforms in population categories over 5,000 generally reflect the current Councillor numbers.</p> <p><b>Recommendation</b></p> <p><b>Recommend 5 to 7 Council Members for populations up to 5,000 and support the remaining proposed reforms.</b></p>
<b>4.6 No Wards for Small Councils (Band 3 and 4 Councils only)</b>		
<ul style="list-style-type: none"> <li>• A local government can make an application to be divided into wards, with councillors elected to those wards.</li> <li>• Only about 10% of band 3 and 4 local governments currently have wards.</li> </ul>	<ul style="list-style-type: none"> <li>• It is proposed that the use of wards for councils in bands 3 and 4 is abolished.</li> <li>• Wards increase the complexity of elections, as this requires multiple versions of ballot papers to be prepared for a local government's election.</li> <li>• In smaller local governments, the population of wards can be very small.</li> <li>• These wards often have councillors elected unopposed, or elect a councillor with a very small number of votes. Some local governments have ward councillors elected with less than 50 votes.</li> <li>• There has been a trend in smaller local governments looking to reduce the use of wards, with only 10 councils in bands 3 and 4 still having wards.</li> </ul>	<p><b><u>Current Local Government Position</u></b></p> <p>There are no advocacy positions in relation to Items 4.6, 4.7, 4.8 or 4.9.</p> <p><b>Comment</b></p> <p>The proposed reform to discontinue wards in Band 3 and 4 Local Governments brings alignment with the majority and provides that affected Local Governments will no longer have to conduct 8 year ward reviews or make representation to the Local Government Advisory Board to revert to a no wards system.</p> <p>Remaining proposed reforms will improve and clarify election processes.</p> <p><b>Recommendation</b></p> <p><b>Supported</b></p>

<b>4.7 Electoral Reform – Clear Lease Requirements for Candidate and Voter Eligibility</b>		
<ul style="list-style-type: none"> <li>• A person with a lease in a local government district is eligible to nominate as a candidate in that district.</li> <li>• A person with a lease in a local government district is eligible to apply to vote in that district.</li> <li>• The City of Perth Inquiry Report identified a number of instances where dubious lease arrangements put to question the validity of candidates in local government elections, and subsequently their legitimacy as councillors.</li> </ul>	<ul style="list-style-type: none"> <li>• Reforms are proposed to prevent the use of “sham leases” in council elections. Sham leases are where a person creates a lease only to be able to vote or run as a candidate for council.</li> <li>• The City of Perth Inquiry Report identified sham leases as an issue.</li> <li>• Electoral rules are proposed to be strengthened:                             <ul style="list-style-type: none"> <li>○ A minimum lease period of 12 months will be required for anyone to register a person to vote or run for council.</li> <li>○ Home based businesses will not be eligible to register a person to vote or run for council, because any residents are already the eligible voter(s) for that address.</li> <li>○ Clarifying the minimum criteria for leases eligible to register a person to vote or run for council.</li> </ul> </li> <li>• The reforms would include minimum lease periods to qualify as a registered business (minimum of 12 months), and the exclusion of home based businesses (where the resident is already eligible) and very small sub-leases.</li> <li>• The basis of eligibility for each candidate (e.g. type of property and suburb of property) is proposed to be published, including in the candidate pack for electors.</li> </ul>	<p>As above</p>
<b>4.8 Reform of Candidate Profiles</b>		

## Local Government Reform – Consultation on Proposed Reforms

<ul style="list-style-type: none"> <li>• Candidate profiles can only be 800 characters, including spaces. This is equivalent to approximately 150 words.</li> </ul>	<ul style="list-style-type: none"> <li>• Further work will be undertaken to evaluate how longer candidate profiles could be accommodated.</li> <li>• Longer candidate profiles would provide more information to electors, potentially through publishing profiles online.</li> <li>• It is important to have sufficient information available to assist electors make informed decisions when casting their vote.</li> </ul>	As above
<b>4.9 Minor Other Electoral Reforms</b>		
<ul style="list-style-type: none"> <li>• Other minor reforms are proposed to improve local government elections.</li> </ul>	<ul style="list-style-type: none"> <li>• Minor other electoral reforms are proposed to include: <ul style="list-style-type: none"> <li>○ The introduction of standard processes for vote re-counts if there is a very small margin between candidates (e.g. where there is a margin of less than 10 votes a recount will always be required)</li> <li>○ The introduction of more specific rules concerning local government council candidates' use of electoral rolls.</li> </ul> </li> </ul>	As above

**Theme 5: Clear Roles and Responsibilities**

CURRENT REQUIREMENTS	PROPOSED REFORMS	COMMENTS
<b>5.1 Introduce Principles in the Act</b>		
<ul style="list-style-type: none"> <li>• The Act does not currently outline specific principles.</li> <li>• The Act contains a short “Content and Intent” section only.</li> <li>• The Panel Report recommended greater articulation of principles</li> </ul>	<ul style="list-style-type: none"> <li>• It is proposed to include new principles in the Act, including: <ul style="list-style-type: none"> <li>○ The recognition of Aboriginal Western Australians</li> <li>○ Tiering of local governments (with bands being as assigned by the Salaries and Allowances Tribunal)</li> </ul> </li> </ul>	<p><b><u>Current Local Government Position</u></b> Item 5.1 <b><u>generally aligns</u></b> with Advocacy Position 2.6 - Legislative Intent <i>Provide flexible, principles-based legislative framework.</i></p> <p><b>Recommendation</b></p> <p><b>Supported</b></p>

CURRENT REQUIREMENTS	PROPOSED REFORMS	COMMENTS
	<ul style="list-style-type: none"> <li>○ Community Engagement</li> <li>○ Financial Management.</li> </ul>	
<b>5.2 Greater Role Clarity</b>		
<ul style="list-style-type: none"> <li>• The Act provides for the role of council, councillor, mayor or president and CEO.</li> <li>• The role of the council is to:                             <ul style="list-style-type: none"> <li>○ govern the local government’s affairs</li> <li>○ be responsible for the performance of the local government’s functions.</li> </ul> </li> </ul>	<ul style="list-style-type: none"> <li>• The <a href="#">Local Government Act Review Panel</a> recommended that roles and responsibilities of elected members and senior staff be better defined in law.</li> <li>• It is proposed that these roles and responsibilities are further defined in the legislation.</li> <li>• These proposed roles will be open to further consultation and input.</li> <li>• These roles would be further strengthened through <b>Council Communications Agreements</b> (see item 5.3).</li> </ul>	<p><b><u>Current Local Government Position</u></b></p> <p>Item 5.2 <b>aligns</b> with Advocacy Position 2.6.36 - ‘Roles and Responsibilities’</p> <p><i>That clarification of roles and responsibilities for Mayors/ Presidents, Councillors and CEOs be reviewed to ensure that there is no ambiguity.</i></p> <p><b>Recommendation</b></p> <p><b>Supported</b></p>
	<p><b>5.2.1 - Mayor or President Role</b></p> <ul style="list-style-type: none"> <li>• It is proposed to amend the Act to specify the roles and responsibilities of the Mayor or President.</li> <li>• While input and consultation will inform precise wording, it is proposed that the Act is amended to generally outline that the Mayor or President is responsible for:                             <ul style="list-style-type: none"> <li>○ Representing and speaking on behalf of the whole council and the local government, at all times being consistent with the resolutions of council</li> <li>○ Facilitating the democratic decision-making of council by presiding at council meetings in accordance with the Act</li> <li>○ Developing and maintaining professional working relationships between councillors</li> </ul> </li> </ul>	<p>As above</p>



CURRENT REQUIREMENTS	PROPOSED REFORMS	COMMENTS
	<p>and the CEO</p> <ul style="list-style-type: none"> <li>○ Performing civic and ceremonial duties on behalf of the local government</li> <li>○ Working effectively with the CEO and councillors in overseeing the delivery of the services, operations, initiatives and functions of the local government.</li> </ul>	
	<p><b>5.2.2 - Council Role</b></p> <ul style="list-style-type: none"> <li>• It is proposed to amend the Act to specify the roles and responsibilities of the Council, which is the entity consisting of all of the councillors and led by the Mayor or President.</li> <li>• While input and consultation will inform precise wording, it is proposed that the Act is amended to generally outline that the Council is responsible for: <ul style="list-style-type: none"> <li>○ Making significant decisions and determining policies through democratic deliberation at council meetings</li> <li>○ Ensuring the local government is adequately resourced to deliver the local governments operations, services and functions - including all functions that support informed decision-making by council</li> <li>○ Providing a safe working environment for the CEO;</li> <li>○ Providing strategic direction to the CEO;</li> <li>○ Monitoring and reviewing the performance of the local government.</li> </ul> </li> </ul>	<p>As above</p>

CURRENT REQUIREMENTS	PROPOSED REFORMS	COMMENTS
	<p><b>5.2.3 - Elected Member (Councillor) Role</b></p> <ul style="list-style-type: none"> <li>• It is proposed to amend the Act to specify the roles and responsibilities of all elected councillors.</li> <li>• While input and consultation will inform precise wording, it is proposed that the Act is amended to generally outline that every elected councillor is responsible for:                             <ul style="list-style-type: none"> <li>○ Considering and representing, fairly and without bias, the current and future interests of all people who live, work and visit the district (including for councillors elected for a particular ward)</li> <li>○ Positively and fairly contribute and apply their knowledge, skill, and judgement to the democratic decision-making process of council</li> <li>○ Applying relevant law and policy in contributing to the decision-making of the council</li> <li>○ Engaging in the effective forward planning and review of the local governments' resources, and the performance of its operations, services, and functions</li> <li>○ Communicating the decisions and resolutions of council to stakeholders and the public</li> <li>○ Developing and maintaining professional working relationships with all other councillors and the CEO</li> <li>○ Maintaining and developing their knowledge and skills relevant to local government</li> </ul> </li> </ul>	<p>As above</p>

CURRENT REQUIREMENTS	PROPOSED REFORMS	COMMENTS
	<ul style="list-style-type: none"> <li>○ Facilitating public engagement with local government.</li> <li>● It is proposed that elected members should not be able to use their title (e.g. “Councillor”, “Mayor”, or “President”) and associated resources of their office (such as email address) unless they are performing their role in their official capacity.</li> </ul>	
	<p><b>5.2.4 - CEO Role</b></p> <ul style="list-style-type: none"> <li>● The <i>Local Government Act 1995</i> requires local governments to employ a CEO to run the local government administration and implement the decisions of council.</li> <li>● To provide greater clarity, it is proposed to amend the Act to specify the roles and responsibilities of all local government CEOs.</li> <li>● While input and consultation will inform precise wording, it is proposed that the Act is amended to generally outline that the CEO of a local government is responsible for:               <ul style="list-style-type: none"> <li>○ Coordinating the professional advice and assistance necessary for all elected members to enable the council to perform its decision-making functions</li> <li>○ Facilitating the implementation of council decisions</li> <li>○ Ensuring functions and decisions lawfully delegated by council are managed prudently on behalf of the council</li> <li>○ Managing the effective delivery of the services, operations, initiatives and functions of the local government determined by the council</li> </ul> </li> </ul>	<p>As above</p>

CURRENT REQUIREMENTS	PROPOSED REFORMS	COMMENTS
	<ul style="list-style-type: none"> <li>○ Providing timely and accurate information and advice to all councillors in line with the Council Communications Agreement (see item 5.3)</li> <li>○ Overseeing the compliance of the operations of the local government with State and Federal legislation on behalf of the council</li> <li>○ Implementing and maintaining systems to enable effective planning, management, and reporting on behalf of the council.</li> </ul>	

5.3 Council Communication Agreements		
<ul style="list-style-type: none"> <li>• The Act provides that council and committee members can have access to any information held by the local government that is relevant to the performance of the member in their functions.</li> <li>• The availability of information is sometimes a source of conflict within local governments.</li> </ul>	<ul style="list-style-type: none"> <li>• In State Government, there are written Communication Agreements between Ministers and agencies that set standards for how information and advice will be provided.</li> <li>• It is proposed that local governments will need to have Council Communications Agreements between the council and the CEO.</li> <li>• These Council Communication Agreements would clearly specify the information that is to be provided to councillors, how it will be provided, and the timeframes for when it will be provided.</li> <li>• A template would be published by DLGSC. This default template will come into force if a council and CEO do not make a specific other agreement within a certain timeframe following any election.</li> </ul>	<p><b><u>Current Local Government Position</u></b></p> <p>There is no advocacy position in relation to Item 5.3.</p> <p><b>Comment</b></p> <p>The availability of information not already in the public domain to Councillors under Section 5.92 of the Act can become contentious in the absence of a clear statement in support of the function the Council Member is performing. This can place CEO's in the invidious position of ruling on the availability of a record of the Local Government, when it is also their function under Section 5.41(h) of the Act to <i>'ensure that records and documents of the local government are properly kept for the purposes of this Act and any other written law'</i>.</p> <p>Consistent availability of information motivates this proposed reform and it does not appear that</p>

		<p>individual Council Communication Agreements will be a means to that end. There is a better case for a uniform approach in the form of a regulated Agreement, in much the same way that the Communication Agreements between Ministers and agencies are based on provisions of the <i>Public Sector Management Act 1994</i>.</p> <p><b>Recommendation</b></p> <p><b>Support a consistent, regulated Communications Agreement.</b></p>
<p><b>5.4 Local Governments May Pay Superannuation Contributions for Elected Members</b></p>		
<ul style="list-style-type: none"> <li>• Elected members are eligible to receive sitting fees or an annual allowance.</li> <li>• Superannuation is not paid to elected members. However, councillors can currently divert part of their allowances to a superannuation fund.</li> <li>• Councils should be reflective and representative of the people living within the district. Local governments should be empowered to remove any barriers to the participation of gender and age diverse people on councils.</li> </ul>	<ul style="list-style-type: none"> <li>• It is proposed that local governments should be able to decide, through a vote of council, to pay superannuation contributions for elected members. These contributions would be additional to existing allowances.</li> <li>• Superannuation is widely recognised as an important entitlement to provide long term financial security.</li> <li>• Other states have already moved to allow councils to make superannuation contributions for councillors.</li> <li>• Allowing council to provide superannuation is important part of encouraging equality for people represented on council – particularly for women and younger people.</li> <li>• Providing superannuation to councillors recognises that the commitment to elected office can reduce a person’s opportunity to undertake employment and earn superannuation contributions.</li> </ul>	<p><b><u>Current Local Government Position</u></b></p> <p>There is no advocacy position in relation to Item 5.4.</p> <p><b>Comment</b></p> <p>WALGA was in the process of consulting with the sector when this reform was announced. The feedback to date from Local Governments varied. The proposed discretionary approach will permit Local Governments to exercise general competence powers to make their own determination on paying superannuation to Council Members.</p> <p><b>Recommendation</b></p> <p><b>Supported</b></p>

5.5 Local Governments May Establish Education Allowances		
<ul style="list-style-type: none"> <li>Local government elected members must complete mandatory training.</li> <li>There is no specific allowance for undertaking further education.</li> </ul>	<ul style="list-style-type: none"> <li>Local governments will have the option of contributing to the education expenses for councillors, up to a defined maximum value, for tuition costs for further education that is directly related to their role on council.</li> <li>Councils will be able to decide on a policy for education expenses, up to a maximum yearly value for each councillor. Councils may also decide not to make this entitlement available to elected members.</li> <li>Any allowance would only be able to be used for tuition fees for courses, such as training programs, diplomas, and university studies, which relate to local government.</li> <li>Where it is made available, this allowance will help councillors further develop skills to assist with making informed decisions on important questions before council, and also provide professional development opportunities for councillors.</li> </ul>	<p><b><u>Current Local Government Position</u></b></p> <p>Item 5.5 <b>generally aligns</b> with Advocacy Position 2.8 - Elected Member Training</p> <p><i>Support Local Governments being required to establish an Elected Member Training Policy to encourage training and include budgetary provision of funding for Elected Members;</i></p> <p><b>Comment</b></p> <p>The proposal augments recent Act amendments that require Local Governments to adopt a professional development policy for Council Members. Many Local Governments now budget for training requirements that align with the policy statement.</p> <p><b>Recommendation</b></p> <p><b>Supported</b></p>

5.6 Standardised Election Caretaker period		
<ul style="list-style-type: none"> <li>• There is currently no requirement for a formal caretaker period, with individual councils operating under their own policies and procedures.</li> <li>• This is commonly a point of public confusion.</li> </ul>	<ul style="list-style-type: none"> <li>• A statewide caretaker period for local governments is proposed.</li> <li>• All local governments across the State would have the same clearly defined election period, during which:                             <ul style="list-style-type: none"> <li>○ Councils do not make major decisions with criteria to be developed defining 'major'</li> <li>○ Incumbent councillors who nominate for re-election are not to represent the local government, act on behalf of the council, or use local government resources to support campaigning activities.</li> <li>○ There are consistent election conduct rules for all candidates.</li> </ul> </li> </ul>	<p><b><u>Current Local Government Position</u></b>                      There is no advocacy position in relation to Item 5.6</p> <p><b>Comment</b>                      WALGA developed a template Caretaker Policy in 2017 on request for a consistent approach. There are no know instances where Caretaker Policy have led to unforeseen or unmanageable consequences impacting on decision-making functions.</p> <p><b>Recommendation</b></p> <p><b>Supported</b></p>

5.7 Remove WALGA from the Act		
<ul style="list-style-type: none"> <li>• The Western Australian Local Government Association (WALGA) is constituted under the <i>Local Government Act 1995</i>.</li> <li>• The Local Government Panel Report and the Select Committee Report included this recommendation.</li> </ul>	<ul style="list-style-type: none"> <li>• The <a href="#">Local Government Panel Report</a> recommended that WALGA not be constituted under the <i>Local Government Act 1995</i>.</li> <li>• Separating WALGA out of the Act will provide clarity that WALGA is not a State Government entity.</li> </ul>	<p><b><u>Current Local Government Position</u></b> There is no advocacy position in relation to Item 5.7.</p> <p><b>Comment</b> WALGA is conducting its own due diligence on this proposal, previously identified in the Local Government Review Panel Report. The outcome of this reform would require a transition of WALGA from a body constituted under the Act to an incorporated association. It is important to the Local Government sector that the provisions relating to the mutual self-insurance scheme and tender exempt prequalified supply panels remain in the Act and are not affected by this proposal. Further work is being carried out by WALGA to fully understand the effect this proposal will have on WALGA and the sector.</p> <p><b>Recommendation</b> <b>WALGA to undertake its due diligence on this proposal and advise the sector accordingly.</b></p>



5.8 CEO Recruitment		
<ul style="list-style-type: none"> <li>Recent amendments introduced provisions to standardise CEO recruitment.</li> <li>The recruitment of a CEO is a very important decision by a local government.</li> </ul>	<ul style="list-style-type: none"> <li>It is proposed that DLGSC establishes a panel of approved panel members to perform the role of the independent person on CEO recruitment panels.</li> <li>Councils will be able to select an independent person from the approved list.</li> <li>Councils will still be able to appoint people outside of the panel with the approval of the Inspector.</li> </ul>	<p><b><u>Current Local Government Position</u></b> There is no advocacy position in relation to Item 5.8.</p> <p><b>Comment</b> The proposed reform augments the CEO Standards in relation to recruitment introduced in February 2021.</p> <p><b>Recommendation</b>  <b>Supported</b></p>

**Theme 6: Improved Financial Management and Reporting**

CURRENT REQUIREMENTS	PROPOSED REFORMS	COMMENTS
6.1 Model Financial Statements and Tiered Financial Reporting		
<ul style="list-style-type: none"> <li>The financial statements published in the Annual Report is the main financial reporting currently published by local governments.</li> <li>Reporting obligations are the same for large (Stirling, Perth, Fremantle) and small (Sandstone, Wiluna, Dalwallinu) local governments, even though they vary significantly in complexity.</li> <li>The Office of the Auditor General has said that some existing reporting requirements are unnecessary or onerous - for instance, information that is not relevant to certain local governments, or that is a duplicate of other published information.</li> </ul>	<ul style="list-style-type: none"> <li>The Minister strongly believes in transparency and accountability in local government. The public rightly expects the highest standards of integrity, good governance, and prudent financial management in local government.</li> <li>It is critically important that clear information about the financial position of local governments is openly available to ratepayers. Financial information also supports community decision-making about local government services and projects.</li> <li>Local governments differ significantly in the complexity of their operations. Smaller local governments generally have much less operating complexity than larger local governments.</li> <li>The Office of the Auditor General has identified opportunities to improve financial</li> </ul>	<p><b><u>Current Local Government Position</u></b></p> <p>Items 6.1 and 6.2 <b>generally align</b> with Advocacy Position 2.6 – Support a size and scale compliance regime and Advocacy Position 2.6.24 – Financial Management and Procurement.</p> <p><i>The Local Government sector:</i></p> <ol style="list-style-type: none"> <li>1. Requests the Minister for Local Government to direct the Department of Local Government to prepare a Model set of Financial Statements and Annual Budget Statements for the Local Government sector, in consultation with the Office of the Auditor General.</li> <li>2. Requests the Department of Local Government to re-assess the amount of detail required to be included in annual financial reports, in particular for small and medium sized entities as suggested by the Office of Auditor General.</li> </ol>

CURRENT REQUIREMENTS	PROPOSED REFORMS	COMMENTS
	<p>reporting, to make statements clearer, and reduce unnecessary complexity.</p> <ul style="list-style-type: none"> <li>Recognising the difference in the complexity of smaller and larger local governments, it is proposed that financial reporting requirements should be tiered – meaning that larger local governments will have greater financial reporting requirements than smaller local governments.</li> <li>It is proposed to establish standard templates for <b>Annual Financial Statements</b> for band 1 and 2 councils, and simpler, clearer financial statements for band 3 and 4.</li> <li><b>Online Registers</b>, updated quarterly (see item 3.4), would provide faster and greater transparency than current annual reports. Standard templates will be published for use by local governments.</li> <li><b>Simpler Strategic and Financial Planning</b> (item 6.2) would also improve the budgeting process.</li> </ul>	<p><b>Comment</b></p> <p>The Sector has a long-standing position for a broad review of the financial management and reporting provisions of the Act, which remain largely unchanged since commencing in 1996.</p> <p><b>Recommendation</b></p> <p><b>Supported</b></p>
<p><b>6.2 Simplify Strategic and Financial Planning</b></p>		
<ul style="list-style-type: none"> <li>Requirements for plans are outlined in the Local Government Financial Management and Administration Regulations.</li> <li>There is also the Integrated Planning and Reporting (IPR) framework.</li> <li>While many councils successfully apply IPR to their budgeting and reporting, IPR may seem complicated or difficult, especially for smaller local governments.</li> </ul>	<ul style="list-style-type: none"> <li>Having clear information about the finances of local government is an important part of enabling informed public and ratepayer engagement and input to decision-making.</li> <li>The framework for financial planning should be based around information being clear, transparent, and easy to understand for all ratepayers and members of the public.</li> <li>In order to provide more consistency and clarity across the State, it is proposed that greater use of templates is introduced to make planning</li> </ul>	<p>As above</p>

CURRENT REQUIREMENTS	PROPOSED REFORMS	COMMENTS
	<p>and reporting clearer and simpler, providing greater transparency for ratepayers.</p> <ul style="list-style-type: none"> <li>• Local governments would be required to adopt a standard set of plans, and there will be templates published by the DLGSC for use or adaption by local governments.</li> <li>• It is proposed that the plans that are required are:                             <ul style="list-style-type: none"> <li>○ Simplified <b>Council Plans</b> that replace existing Strategic Community Plans and set high-level objectives, with a new plan required at least every eight years. These will be short-form plans, with a template available from the DLGSC</li> <li>○ Simplified <b>Asset Management Plans</b> to consistently forecast costs of maintaining the local government’s assets. A new plan will be required at least every ten years, though local governments should update the plan regularly if the local government gains or disposes of major assets (e.g. land, buildings, or roads). A template will be provided, and methods of valuations will be simplified to reduce red tape</li> <li>○ Simplified <b>Long Term Financial Plans</b> will outline any long term financial management and sustainability issues, and any investments and debts. A template will be provided, and these plans will be required to be reviewed in detail at least every four years</li> <li>○ A new <b>Rates and Revenue Policy</b> (see item 6.3) that identifies the approximate value of rates that will need to be collected</li> </ul> </li> </ul>	

CURRENT REQUIREMENTS	PROPOSED REFORMS	COMMENTS
	<p>in future years (referencing the Asset Management Plan and Long Term Financial Plan) – providing a forecast to ratepayers (updated at least every four years)</p> <ul style="list-style-type: none"> <li>○ The use of simple, one-page <b>Service Proposals</b> and <b>Project Proposals</b> that outline what proposed services or initiatives will cost, to be made available through council meetings. These will become <b>Service Plans</b> and <b>Project Plans</b> added to the yearly budget if approved by council. This provides clear transparency for what the functions and initiatives of the local government cost to deliver. Templates will be available for use by local governments.</li> </ul>	
<b>6.3 Rates and Revenue Policy</b>		
<ul style="list-style-type: none"> <li>• Local governments are not required to have a rates and revenue policy.</li> <li>• Some councils defer rate rises, resulting in the eventual need to drastically raise rates to cover unavoidable costs – especially for the repair of infrastructure.</li> </ul>	<ul style="list-style-type: none"> <li>• The Rates and Revenue Policy is proposed to increase transparency for ratepayers by linking rates to basic operating costs and the minimum costs for maintaining essential infrastructure.</li> <li>• A Rates and Revenue Policy would be required to provide ratepayers with a forecast of future costs of providing local government services.</li> <li>• The Policy would need to reflect the Asset Management Plan and the Long Term Financial Plan (see item 6.2), providing a forecast of what rates would need to be, to cover unavoidable costs.</li> <li>• A template would be published for use or adaption by all local governments.</li> <li>• The <a href="#">Local Government Panel Report</a> included this recommendation.</li> </ul>	<p><b><u>Current Local Government Position</u></b></p> <p>Item 6.3 <b>generally aligns</b> with Advocacy Position 2.1.6 - Rate Setting and WALGA's <a href="#">Rate Setting Policy Statement</a>.</p> <p><i>Councils' deliberative rate setting processes reference their Integrated Planning Framework – a thorough strategic, financial and asset management planning process – and draw upon the community's willingness and capacity to pay.</i></p> <p><b>Recommendation</b></p> <p><b>Supported</b></p>

CURRENT REQUIREMENTS	PROPOSED REFORMS	COMMENTS
<b>6.4 Monthly Reporting of Credit Card Statements</b>		
<ul style="list-style-type: none"> <li>No legislative requirement.</li> <li>Disclosure requirements brought in by individual councils have shown significant reduction of expenditure of funds.</li> </ul>	<ul style="list-style-type: none"> <li>The statements of a local government's credit cards used by local government employees will be required to be tabled at council at meetings on a monthly basis.</li> <li>This provides oversight of incidental local government spending.</li> </ul>	<p><b><u>Current Local Government Position</u></b></p> <p>There is no advocacy position in relation to Item 6.4.</p> <p><b>Comment</b></p> <p>This proposed reform reflects widespread common practice for credit card transactions to be included in monthly financial reports and lists of accounts paid.</p> <p><b>Recommendation</b></p> <p><b>Supported</b></p>
<b>6.5 Amended Financial Ratios</b>		
<ul style="list-style-type: none"> <li>Local governments are required to report seven ratios in their annual financial statements.</li> <li>These are reported on the MyCouncil website.</li> <li>These ratios are intended to provide an indication of the financial health of every local government.</li> </ul>	<ul style="list-style-type: none"> <li>Financial ratios will be reviewed in detail, building on work already underway by the DLGSC.</li> <li>The methods of calculating ratios and indicators will be reviewed to ensure that the results are accurate and useful.</li> </ul>	<p><b><u>Current Local Government Position</u></b></p> <p>Item 6.5 <b><u>aligns</u></b> with Advocacy Position 2.6.25 - Review and reduce financial ratios.</p> <p><i>Advocate to the Minister for Local Government to amend the Local Government (Financial Management) Regulations 1996 to prescribe the following ratios:</i></p> <ol style="list-style-type: none"> <li>Operating Surplus Ratio,</li> <li>Net Financial Liabilities Ratio,</li> <li>Debt Service Coverage Ratio, and</li> <li>Current Ratio.</li> </ol> <p><b>Recommendation</b></p> <p><b>Supported</b></p>
<b>6.6 Audit Committees</b>		

CURRENT REQUIREMENTS	PROPOSED REFORMS	COMMENTS
<ul style="list-style-type: none"> <li>Local governments must establish an Audit Committee that has three or more persons, with the majority to be council members.</li> <li>The Audit Committee is to guide and assist the local government in carrying out the local government’s functions in relation to audits conducted under the Act.</li> <li>The Panel Report identified that Audit Committees should be expanded, including to provide improved risk management.</li> </ul>	<ul style="list-style-type: none"> <li>To ensure independent oversight, it is proposed the Chair of any Audit Committee be required to be an independent person who is not on council or an employee of the local government.</li> <li>Audit Committees would also need to consider proactive risk management.</li> <li>To reduce costs, it is proposed that local governments should be able to establish shared Regional Audit Committees.</li> <li>The Committees would be able to include council members but would be required to include a majority of independent members and an independent chairperson.</li> </ul>	<p><b><u>Current Local Government Position</u></b></p> <p>Item 6.6 <b><u>does not align</u></b> with Advocacy Position 2.2.4 – Accountability and Audit  <i>That audit committees of Local Government, led and overseen by the Council, have a clearly defined role with an Elected Member majority and chair.</i></p> <p><b>Comment</b>  The Sector’s view is well established, that the Council must maintain, and be seen by the community to have, majority involvement and investment in the purpose of an Audit Committee. There is sector support for some independent members on the Audit Committee, however not a majority.</p> <p>The dual effect of the proposed reform is to guarantee a place for a majority of independent persons on Audit Committees, with the additional requirement that an independent person Chair this Committee. Presently, not all Local Government Audit Committees are able to include an independent person. This may be for a variety of reasons not least of which is a lack of suitable, available candidates with the required qualification, skill and experience.</p> <p>It would be counter-productive if the proposed reforms led to the appointment of unsuitable independent persons to a skills-based role. The concept of Regional Audit Committees has apparent merit in this case but there is no detail regarding practicalities; for example, is the Regional Audit Committee intended to include the same independent persons who will meet</p>

CURRENT REQUIREMENTS	PROPOSED REFORMS	COMMENTS
		<p>separately with each Local Government within the region?</p> <p>There is too little certainty that the imperative question of appropriate representation will be managed as a consequence of the proposed reforms for it to be supported.</p> <p>The proposal for the Audit Committees to also consider proactive risk management is supported.</p> <p><b>Recommendation</b></p> <ol style="list-style-type: none"> <li><b>1. Do not support majority independent members of the Audit Committee</b></li> <li><b>2. Support Audit Committees of Local Government with an Elected Member majority including independent members, and to consider proactive risk management issues.</b></li> </ol>
<p><b>6.7 Building Upgrade Finance</b></p>		
<ul style="list-style-type: none"> <li>• The local government sector has sought reforms that would enable local governments to provide loans to property owners to finance for building improvements.</li> <li>• This is not currently provided for under the Act.</li> <li>• The Local Government Panel Report included this recommendation.</li> </ul>	<ul style="list-style-type: none"> <li>• Reforms would allow local governments to provide loans to third parties for specific building improvements - such as cladding, heritage and green energy fixtures.</li> <li>• This would allow local governments to lend funds to improve buildings within their district.</li> <li>• Limits and checks and balances would be established to ensure that financial risks are proactively managed.</li> </ul>	<p><b><u>Current Local Government Position</u></b></p> <p>Item 6.7 <b><u>aligns</u></b> with Advocacy Position 2.6.26 - Building Upgrade Finance.</p> <p><i>The Local Government Act 1995 should be amended to enable a Building Upgrade Finance mechanism in Western Australia.</i></p> <p><b>Comment</b></p> <p>Building Upgrade Finance would enable Local Governments to guarantee finance for building upgrades for non-residential property owners. In addition to building upgrades to achieve environmental outcomes, Local Governments have identified an opportunity to use this approach</p>

## Local Government Reform – Consultation on Proposed Reforms

CURRENT REQUIREMENTS	PROPOSED REFORMS	COMMENTS
		<p>to finance general upgrades to increase the commercial appeal of buildings for potential tenants. In this way, BUF is viewed as means to encourage economic investment to meet the challenges of a soft commercial lease market and achieve economic growth.</p> <p><b>Recommendation</b></p> <p><b>Supported</b></p>
<b>6.8 Cost of Waste Service to be Specified on Rates Notices</b>		
<ul style="list-style-type: none"> <li>No requirement for separation of waste charges on rates notice.</li> <li>Disclosure will increase ratepayer awareness of waste costs.</li> <li>The Review Panel Report included this recommendation.</li> </ul>	<ul style="list-style-type: none"> <li>It is proposed that waste charges are required to be separately shown on rate notices (for all properties which receive a waste service).</li> <li>This would provide transparency and awareness of costs for ratepayers.</li> </ul>	<p><b><u>Current Local Government Position</u></b></p> <p>There is no advocacy position in relation to Item 6.8.</p> <p><b>Comment</b></p> <p>This proposed reform will require a relatively simple calculation,</p> <p><b>Recommendation</b></p> <p><b>Supported</b></p>





<b>8.3.9 Capital Road Works – Beringbooding Road</b>	
Location:	Mukinbudin
File Ref:	ADM 016
Applicant:	Dirk Sellenger, Chief Executive Officer
Date:	17 <sup>th</sup> December 2021
Disclosure of Interest:	
Responsible Officer	Dirk Sellenger, Chief Executive Officer
Author:	Dirk Sellenger, Chief Executive Officer
Voting Requirements:	Simple Majority
Documents Attached:	Shire of Mukinbudin Road Hierarchy Map
Documents Tabled:	Nil

### **Summary**

To allow Council to consider an allocation of Capital funds in the 2021/2022 Budget.

### **Background Information**

Council currently has approximately \$200,000 (two hundred thousand dollars) remaining in the 2021/2022 Budget document and discussion has taken place at Council with regards to undertaking reconstruction of Ferguson Street (Townsite) and levels and cost estimates to undertake this work have been obtained with the total project cost to be approximately \$180,000.

During the current Harvest Period the serious problems associated with Beringbooding Road have been identified and it has been necessary for Staff to undertake maintenance grading of this road in some cases once per week which is cost prohibitive longer term.

The road material on Beringbooding is both sandy and loose and as a result YTD maintenance expenditure on this road totals \$14,160. This compares to Moondon Road (Tier 2) of YTD Maintenance of \$5206 despite Moondon road being a considerably longer road.

### **Officer Comment**

It is recommended that Council allocate the remaining \$200,000 (two hundred thousand dollars) of capital road funding to allow for the gravel sheeting of Beringbooding road between SLK 0.8 and 11.0, a total of 10.2kms.

### **Strategic & Social Implications**

This road is well utilised most of the year round both by heavy harvest traffic during the warmer months as well as a large number of tourists during the cooler months with Beringbooding Rock and Water Tank one of the top attractions on the Wheatbelt Way trail.

Traffic Count information follows (tourist season period)

### Class Speed Matrix

**ClassMatrix-90**

**Site:** Beringbooding Rock.0.1SN  
**Description:** Entrance to Beringbooding Rock Campsite  
**Filter time:** 14:41 Thursday, 29 August 2019 => 14:46 Friday, 4 October 2019  
**Scheme:** Vehicle classification (AustRoads94)  
**Filter:** Cis(1 2 3 4 5 6 7 8 9 10 11 12) Dir(AB) Sp(10,160) Headway(>0) Span(0 - 100)

Speed (km/h)	Class												Speed Totals	
	SV 1	SVT 2	TB2 3	TB3 4	T4 5	ART3 6	ART4 7	ART5 8	ART6 9	BD 10	DRT 11	TRT 12		
10 - 20	129	27	37	.	.	1	12	2	1	.	.	.	209	49.9%
20 - 30	140	18	29	.	.	.	6	.	.	.	.	.	193	46.1%
30 - 40	12	1	3	.	.	.	.	.	.	.	.	.	16	3.8%
40 - 50	1	.	.	.	.	.	.	.	.	.	.	.	1	0.2%
50 - 60	.	.	.	.	.	.	.	.	.	.	.	.	0	0.0%
60 - 70	.	.	.	.	.	.	.	.	.	.	.	.	0	0.0%
70 - 80	.	.	.	.	.	.	.	.	.	.	.	.	0	0.0%
80 - 90	.	.	.	.	.	.	.	.	.	.	.	.	0	0.0%
90 - 100	.	.	.	.	.	.	.	.	.	.	.	.	0	0.0%
100 - 110	.	.	.	.	.	.	.	.	.	.	.	.	0	0.0%
110 - 120	.	.	.	.	.	.	.	.	.	.	.	.	0	0.0%
120 - 130	.	.	.	.	.	.	.	.	.	.	.	.	0	0.0%
130 - 140	.	.	.	.	.	.	.	.	.	.	.	.	0	0.0%
140 - 150	.	.	.	.	.	.	.	.	.	.	.	.	0	0.0%
150 - 160	.	.	.	.	.	.	.	.	.	.	.	.	0	0.0%
<b>Class Totals</b>	<b>282</b>	<b>46</b>	<b>69</b>	0	0	1	18	2	1	0	0	0	<b>419</b>	
	67.3%	11.0%	16.5%	0.0%	0.0%	0.2%	4.3%	0.5%	0.2%	0.0%	0.0%	0.0%		

-- This is a Vehicle count for one direction only, ie: traffic entering but not leaving to reflect number of vehicles visiting.

### Consultation

Mr Luke Sprigg – Manager of Works

### Statutory Environment

Nil

### Policy Implications

Beringbooding is a Tier 2 road in accordance with the Council Road Hierarchy document. As a Tier 2 road the following level of attention and capital consideration can be expected.

#### *Shire of Mukinbudin – 5 Tier Road Hierarchy Explanation Notes*

##### Tier 1 – District Distributor Road

**Road Description:** Sealed Roads – Mainly the Shire’s Roads of Regional Significance (2030 roads) and the sealed section of the Mukinbudin North East Rd, that generally link townsites and offrail CBH facilities to the Mukinbudin townsite. These are the highest priority roads within the Shire.

**Expected Level of Service:** Upgrade and maintain to Standard Type 5 sealed road (minimum 10m carriageway width and minimum 7m seal width). The sealed surface is to be kept free of potholes and severe surface deformations. The unsealed shoulders to be trafficable and kept free of debris. The verge vegetation is to be kept trimmed back to behind the top of table drain back cut on each side.

**Expected Road Capital Expenditure:** Will receive regular consideration for Capital improvements and preservation works.

Please note that:

- 12.07km of the sealed section on the Wialki North East Rd from SLK 0.0 to 17.3,
- the sealed 3.75km section on the Bonnie Rock / Lake Brown Rd from SLK 0.0 to 3.75, and
- the entire 20.83km of Wilgoyne Rd (at 6.4m sealed width)

are currently the only Tier 1 roads not meeting the type 5 standard, and should be considered upgrading to type 5 standard (Council may adopt to leave these sections at their current seal width). Apart from these upgrade works, the remaining sealed roads are to be preserved via reconstructing and sealing works. On sections where surface deformations are currently severe enough or are expected to deteriorate to “severe” status in the next 20 years, these are to be reconstructed and 2 coat primer sealed. Otherwise, and funding permitting, all other sections should be sealed within a 20 year period.

**Expected Road Maintenance Expenditure :** All unsealed road shoulders, table drains and side drains on these roads, will be graded once during the summer or autumn period each year, to ensure unsealed shoulders meet bitumen shoulder edge levels, and are free of vegetative growth and trafficable, and table drains and side drains are cleaned out and devoid of vegetative growth.

#### Tier 2 – Local Distributor Road - Level 1

**Road Description:** Paved (unsealed roads) that interconnect between Tier 1 roads. These are the second highest priority roads within the Shire.

**Expected Level of Service :** Upgrade to, and maintain a paved unsealed road to minimum 9m carriageway width and minimum 200mm gravel pavement thickness. The unsealed surface is to be trafficable and kept as corrugation free as is practically possible, and kept free of debris. The verge vegetation is to be kept trimmed back to behind the top of table drain backcut on each side.

**Expected Road Capital Expenditure :** Whilst the Roads to Recovery funding program is available, these roads will receive regular consideration for Capital Improvements and preservation (gravel resheeting and possible widening).

**Expected Road Maintenance Expenditure :** These roads will generally receive one (1) “winter” maintenance grade during the wetter part of the winter period each year, and one (1) “summer” maintenance grade during the harvest period each year (to remove grain traffic corrugations – cut off and spread material down shoulder on one side to pick up material next “winter” grade - and table drains and side drains are cleaned out and devoid of vegetative growth).

#### Tier 3 – Local Distributor Road - Level 2

**Road Description:** Paved (unsealed roads) that interconnect between Tier 1 and Tier 2 roads. These are the third highest priority roads within the Shire.

**Expected Level of Service:** Upgrade to, and maintain a paved unsealed road to minimum 8m carriageway width and minimum 150mm gravel pavement thickness. The unsealed surface is to be trafficable and kept as corrugation free as is practically possible, and kept free of debris. The verge vegetation is to be kept trimmed back to behind the top of table drain backcut on each side.

**Expected Road Capital Expenditure:** Whilst the Roads to Recovery funding program is available, these roads will receive some consideration for Capital Improvements and preservation (gravel resheeting and possible widening).

**Expected Road Maintenance Expenditure:** These roads will generally receive one (1) “winter” maintenance grade during the wetter part of the winter period each year, including cleaning out the table drains and side drains to remove vegetative growth.

#### Tier 4 – Local Access Road - Level 1

**Road Description:** Formed or Paved (unsealed) roads that interconnect between Tier 1, 2, and 3 roads. These are the fourth highest priority roads within the Shire.

**Expected Level of Service:** Upgrade and maintain the existing formed or paved (unsealed) road to minimum 6.1m carriageway width (this is the minimum carriageway width requirement for potential future Low Volume Type A Network 7 RAV access – with maximum speed limit of 40 km/hr and site distance less than 250m). The unsealed surface is to be trafficable and kept free of debris. The verge vegetation is to be kept trimmed back to behind the top of table drain backcut on each side.

**Expected Road Capital Expenditure:** These roads will receive some consideration for Capital Improvements and preservation (only to widen the carriageway – or formation – to meet the minimum carriageway width of 6.1m for potential future Low Volume Type A Network 7 RAV access – with maximum speed limit of 40 km/hr and site distance less than 250m). Please note that this potential widening work could possibly be completed with Road Maintenance Expenditure over time by gradually widening the road formation when cleaning out the table drains.

**Expected Road Maintenance Expenditure:** These roads will generally receive one (1) “winter” maintenance grade during the drier parts of the winter period each year, including cleaning out the table drains and side drains to remove vegetative growth.

Tier 5 – Local Access Road - Level 2

**Road Description:** Very narrow Formed or Paved (unsealed) roads that interconnect between Tier 1, 2, 3 and 4 roads and are generally less than 8km in length, or are “No Through” roads. These are the lowest priority roads within the Shire.

**Expected Level of Service:** Maintain the existing formed or paved (unsealed) road to current carriageway width. The unsealed surface is to be trafficable and kept free of debris. Please note that where carriageway widths are less than 6.1m and the road length is greater than 5km, there will be no Low Volume RAV access (or any RAV access) available on these roads.

**Expected Road Capital Expenditure:** These roads will receive no consideration for Capital Improvements and preservation.

**Expected Road Maintenance Expenditure:** These roads will generally receive one (1) “winter” maintenance grade during the drier parts of the winter period every second winter, including cleaning out the side drains to remove vegetative growth.

**Financial Implications**

Council has approximately \$200,000 (two hundred thousand dollars of unallocated Capital Road Works funding in the current financial year.

**OFFICER RECOMMENDATION**

**Council Decision Number –**

**Moved:**

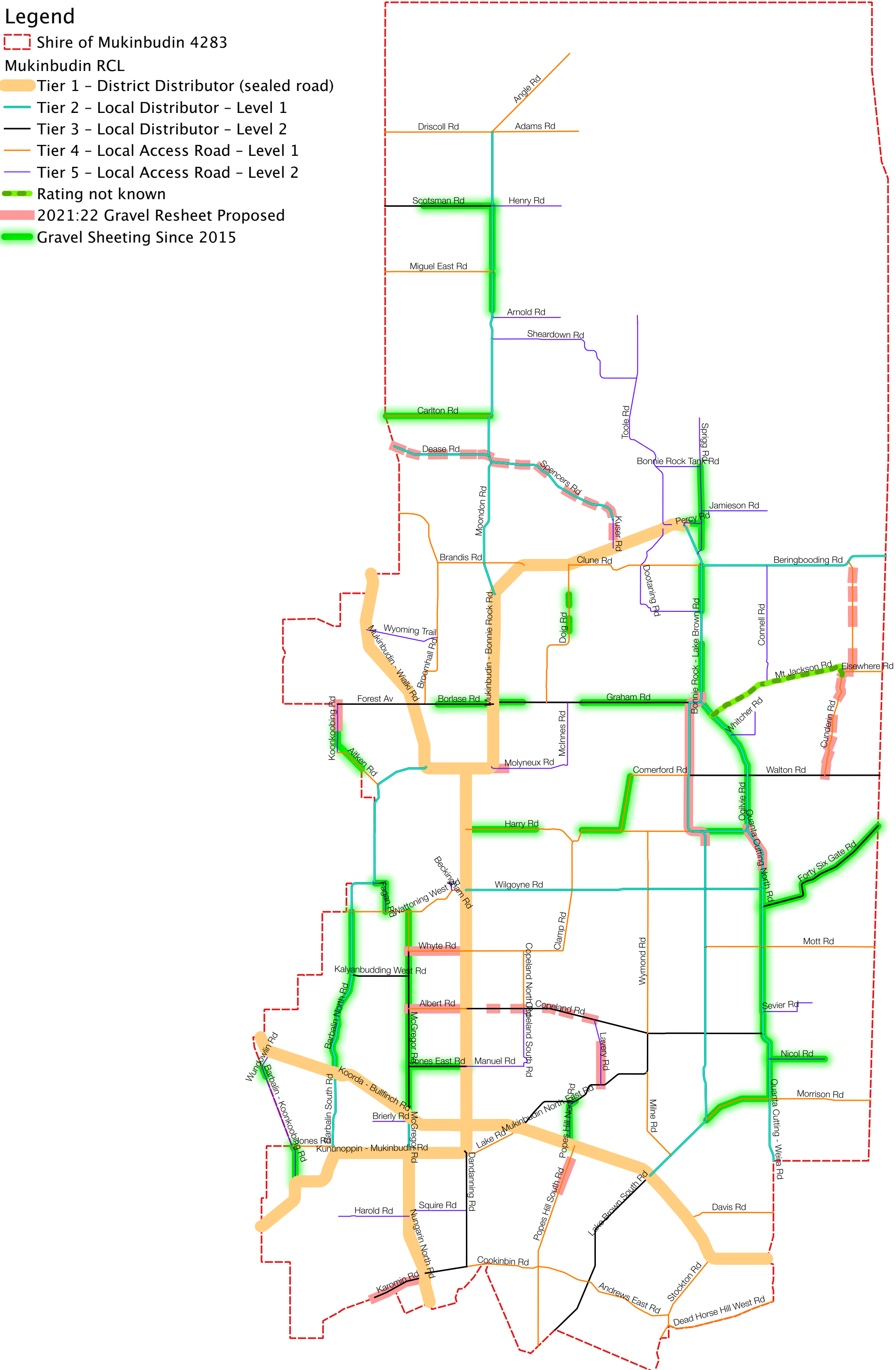

**Seconded:**

**That Council allocate \$200,000 (two hundred thousand dollars) of unallocated Capital Road funding in the 2021/2022 Budget to allow for the gravel sheeting of Beringbooding Road SLK 0.8 to 11.0**

**Carried /**

**Legend**

- Shire of Mukinbudin 4283
- Mukinbudin RCL**
- Tier 1 - District Distributor (sealed road)
- Tier 2 - Local Distributor - Level 1
- Tier 3 - Local Distributor - Level 2
- Tier 4 - Local Access Road - Level 1
- Tier 5 - Local Access Road - Level 2
- Rating not known
- 2021:22 Gravel Resheet Proposed
- Gravel Sheeting Since 2015



## 9. Elected Members Motions of which previous notice has been given

9.1 Nil

## 10. Urgent Business without notice (with the approval of the President or majority of Council)

10.1 Nil

## 11. Important Dates

### 11.1 Dates to Remember

ANNUALLY	
Date	Details
January	No Council Meeting in January
February	Chief Executive Officer and Works Supervisor to inspect all plant and evaluate and/or amend its plant replacement programme for recommendation to Council. Audit Committee to review Statutory Compliance Return, meet with Auditor and report to next full Council meeting Local Government Compliance Return 1 January to 31 December each year. Community Strategic Plan, Long Term Financial Plan and Asset Management Plans – commence review process (Every two years)
March	Roads Inspection – Annual Road inspections to prioritise items of roadwork's for forthcoming year. Councillors to present road proposals to CEO for consideration prior to this inspection. Complete review of Annual Budget (FM Regulations (33A) Completion of Statutory Compliance Audit Return (LG Act 7.13, Audit Regulations 13-15) to be sent to Department of Local Government prior to 31 March. Arrange AGM Bush Fire Advisory Committee meeting with Chief Bush Fire Control Officer for April
April	Buildings inspection Shire buildings with Property Manager and report to Council's April or May meeting Present any items Councillors or Community requests for Budget inclusion Undertake Review of Delegation of Authority Register to Committee and CEO (written confirmation to staff concerned) CEO to commence a full review of Delegations Register Policy / Procedures Manual Review – CEO to commence review process by including as last item on Council Agenda (if necessary)
May	Send out recoups of roads and other projects so grant funding can be received by 30 June Review Councils Fees and Charges for all Council services and facilities including rubbish service and charges MF to review and renew Council's insurance policies with LGIS
June	Sitting fees – Reminder to Councillors re: forthcoming years fees FOI Return (Note: not necessary if Nil return) FOI Statement – Review this month Manager of Works and Services to provide comments on RRG Submissions, which are due to go to Council in the August meeting. FM to conduct a Finance & Audit Committee meeting and meet with Auditor as per Committee Roles Council's Audit Committee to meet to discuss Interim Audit Every 4 years Financial Management Review due before 30 June WALGA Local Government Convention deadline for nominations 30 June each year – Public Interest Disclosure Return to be submitted for previous period 1/7 to 30/6. Chief Executive Officer's performance and remuneration review – commence this month
July	Draft Budget submitted by Chief Executive Officer and Finance Manager Councillors and Senior Staff issued with Annual Interest Returns for completion CEO performance review Undertake Staff Annual Performance Reviews
August	Councillors and Senior Staff – reminder of Annual Financial Interest Return to be completed to CEO prior to 31 August Completion/Adoption of budgets (absolute majority). Send copy to Department of Local Government within 30 days (LG Act 6.2, FM Regulations 33)
September	Completion of Annual Financial Report & submitted to Auditor. AFR sent Dept. of Local Government within 30 days (LG Act 6.5, FM Regulations 5.1) Advertise Community Chest Funding Review Road Making Materials price
October	Review of Council's Code of Conduct – Section 5.103 (if unable to complete full review at this meeting discuss with Council the need to convene a Special Meeting to finalise review at this meeting or simply complete review at December Ordinary Meeting) Local Govt is to review its Code of Conduct within 12 months after each ordinary election day & make such changes to the code as appropriate.

	Advise Council in the October Information Bulletin of the time, date and venue for the annual staff end of year function. Special Meeting (Election Years Only) advertise special meeting to swear in Councillors, Elect President, Deputy President, Committee etc. for Monday immediately after the Saturday elections.
November	Pensioner rates rebate claim to be lodged Call for nominations for Shire of Mukinbudin Citizens of the Year (Australia Day)
December	Annual Financial Report – Acceptance by Council within two months of receipt of the Auditors report Newsletter & Local Newspaper – advertise date, time and venue of all Council and Committee meetings for next calendar year (with delegated authority, if any) (S.5.251 (g) & Reg 12). Council's Audit Committee to meet to discuss Final Audit Report and Management Letter. Close of nominations for Shire of Mukinbudin Citizens of the Year (Australia Day)

## 12. Closure of Meeting

12.1 The Chairperson to declare the meeting closed at \_\_\_pm.